


# **BRISTOL**

## **VR CHASSIS SERIES 3**

### **PARTS LIST FOR**



**BRISTOL COMMERCIAL VEHICLES  
BUS MANUFACTURERS LTD.**

Bath Road, Brislington, Bristol BS4 3LD England  
Telephone: Bristol 777613 Telex: 44810



**LEYLAND TRUCK AND BUS  
SERVICE DIVISION**

Leyland, Preston PR5 1SN, Lancashire  
Telephone: Leyland 21400 Telex: 67655

## DIRECTIONS FOR ORDERING SPARE PARTS

The Parts List is divided into Sub Groups covering each unit. Full details of each Sub Group are given in the index in the front of the Parts List.

When ordering Spare Parts the Chassis Number of the vehicle for which the parts are required and the Part Number of the part should be quoted, whenever possible.

The Chassis Identification Plate is fitted to the nearside side member centrally at the engine position. A replica of the actual chassis identification is reproduced below:

<b>BRISTOL CHASSIS</b>			
TYPE & SERIAL No.	<input type="text"/>	MAXIMUM F/AXLE WT.	<input type="text"/>
ENGINE TYPE	<input type="text"/>	R/AXLE WT.	<input type="text"/>
MONTH & YEAR OF MANUFACTURE	<input type="text"/>	GROSS WT.	<input type="text"/>
NUMBER OF AXLES	<input type="text"/>	TRAIN WT.	<input type="text"/>
<b>BRISTOL COMMERCIAL VEHICLES BUS MANUFACTURERS LTD. BATH ROAD, BRISLINGTON BRISTOL BS4 3LD</b>			

Spare Parts should be ordered from the following address:

Bristol Commercial Vehicles  
Bus Manufacturers Ltd  
Spare Parts Stores  
17/19 Emery Road  
Brislington Trading Estate  
Bristol BS4 5PX  
Telephone Bristol 779204  
Telex 44180

Orders by telephone and telex should be confirmed in writing by an official order.

## CHASSIS TYPE IDENTIFICATION

VRT/SL/3  
 VRT/LL/3  
 VRT/LH/3

Unit Description	Sub Group	Parts List No.
Engine Index EO.501/192/2 Leyland	A	302217
Engine Index 6LXB Gardner	A	See Gardner Spares List
Air Cleaner	A12	301932
Generator Mounting and Drive	A15	301471
Ancillary equipment	A17	301468
Oil Cooler	A25	301469
Clutch Leyland Engine	B1	301472
Clutch Gardner Engine	B1	301473
Engine Mountings	B3	302216
Radiator	B4	301728
Radiator Piping (Front Section)	B5	302209
Radiator Piping (Rear Section Leyland)	B5A	302211
Radiator Piping (Rear Section Gardner)	B5B	302210
Radiator Header Tank	B5C	302212
Engine Fan	B12	301470
Gearbox	C1	301578
Propeller Shaft	C4	301684
Change Speed Automatic	C12	301607
Change Speed Semi-Automatic	C12A	301972
Rear Axle	D1	301685
Rear Springs	D3	301836
Rear Shock Absorbers	D6	301837
Front Axle	E1	301653
Manual Steering	E2	301971
Power Steering	E3	301655
Front Springs	E6	301838

---

Unit Description	Sub Group	Parts List No.
Front Shock Absorbers	E7	301839
Brakes Equipment	F2	301840
Frame	G1	301891
Accelerator	G5	301820
Accelerator Semi/automatic Change Speed	G5A	302024
Fuel Tank and Mounting	G7	301892
Fuel Piping	G8	301893
Exhaust System	G9	301924
Air Auxiliaries	G10	301933
Engine Enclosure	G27	301821
Electrical Equipment	H	301925
Drivers Structure	J11	301727

## CHASSIS TYPE IDENTIFICATION

VRT/SL/3  
VRT/LL/3  
VRT/LH/3

Unit Description	Sub Group	Parts List No.
Engine Index EO.501/192/2 Leyland	A	302217
Engine Index 6LXB Gardner	A	See Gardner Spares List
Air Cleaner	A12	301932
Generator Mounting and Drive	A15	301471
Ancillary equipment	A17	301468
Oil Cooler	A25	301469
Clutch Leyland Engine	B1	301472
Clutch Gardner Engine	B1	301473
Engine Mountings	B3	302216
Radiator	B4	301728
Radiator Piping (Front Section)	B5	302209
Radiator Piping (Rear Section Leyland)	B5A	302211
Radiator Piping (Rear Section Gardner)	B5B	302210
Radiator Header Tank	B5C	302212
Engine Fan	B12	301470
Gearbox	C1	301578
Propeller Shaft	C4	301684
Change Speed Automatic	C12	301607 301827 302215 301829 301972
Change Speed Semi-Automatic	C12A	301972
Rear Axle	D1	301685
Rear Springs	D3	301836
Rear Shock Absorbers	D6	301837
Front Axle	E1	301653
Manual Steering	E2	301971
Power Steering	E3	301655
Front Springs	E6	301838

Unit Description	Sub Group	Parts List No.
Front Shock Absorbers	E7	301839
Brakes Equipment	F2	301840
Frame	G1	301891
Accelerator	G5	301820
Accelerator Semi/automatic Change Speed	G5A	302024
Fuel Tank and Mounting	G7	301892
Fuel Piping	G8	301893
Exhaust System	G9	301924
Air Auxiliaries	G10	301933
Engine Enclosure	G27	301821
Electrical Equipment	H	301925
Drivers Structure	J11	301727

## CHASSIS TYPE IDENTIFICATION

VRT/SL/3  
VRT/LL/3  
VRT/LH/3

Unit Description	Sub Group	Parts List No.
Engine Index EO.501/192/2 Leyland	A	302217
Engine Index 6LXB Gardner	A	See Gardner Spares List
Air Cleaner	A12	301932
Generator Mounting and Drive	A15	301471
Ancillary equipment	A17	301468
Oil Cooler	A25	301469
Clutch Leyland Engine	B1	301472
Clutch Gardner Engine	B1	301473
Engine Mountings	B3	302216
Radiator	B4	301728
Radiator Piping (Front Section)	B5	302209
Radiator Piping (Rear Section Leyland)	B5A	302211
Radiator Piping (Rear Section Gardner)	B5B	302210
Radiator Header Tank	B5C	302212
Engine Fan	B12	301470
Gearbox	C1	301578
Propeller Shaft	C4	301684
Change Speed Automatic	C12	301607 305704 302215
Change Speed Semi-Automatic	C12A	301972
Rear Axle	D1	301685
Rear Springs	D3	301836
Rear Shock Absorbers	D6	301837
Front Axle	E1	301653
Manual Steering	E2	301971
Power Steering	E3	301655
Front Springs	E6	301838

Unit Description	Sub Group	Parts List No.
Front Shock Absorbers	E7	301839
Brakes Equipment	F2	301840
Frame	G1	301891
Accelerator	G5	301820
Accelerator Semi/automatic Change Speed	G5A	302024
Fuel Tank and Mounting	G7	301892
Fuel Piping	G8	301893
Exhaust System	G9	301924
Air Auxiliaries	G10	301933
Chassis Lubrication	G25	305847
Engine Enclosure	G27	301821
Electrical Equipment	H	301925
Tachograph	H15	305041
Drivers Structure	J11	301727

NOT CURRENT



**Leyparts**

**ENGINE**  
EO.510/171  
PL 301384

**Group**

**A**

# ENGINE

EO.510/171  
PI 301384



**Leyparts**

**Group**

**A**

**INDEX**  
**of Units for**

**LEYLAND ENGINE EO.510/171**

Rating: 170 bhp at 2000 rev/min

Description	Unit	Sub Group	PL Number
Crankcase	ECC.313/4	A1	106794/4
Crankshaft	ECS.206/3	A3	106106/3
Pistons and connecting rods	ECN.147	A4	301377
Sump	ES.149	A6	200089
Water pump	EWP.177/2	A7	106941/2
Oil pump	EOP.91	A8	101929
Fuel pump	EFP.280	A9	301378
Injectors	N.106/1	A10	106797/1
Compressor	ECR.131	A11	301379
Oil filter	EOF.59/2	A13	101941/2
Fuel filter	EFF.169	A14	301383
Dynamo drive	DD.329	A15	301380
Starter motor	SM.121	A16	105571
Exhaust supercharger	ESC.65	A21	301381
Cylinder block	ECB.37/4	A23	200093/4
Heat exchanger	HE.26	A25	301382
	Gasket kits	Part	
	Overhaul ... ..	860030	
	Decarbonisation ...	-	



**Leyparts**

**ENGINE**  
EO.501/192  
PL 301426

**Group**

**A**

# ENGINE

**Group**

**A**

**INDEX**

**of Units for**

**LEYLAND ENGINE EO.501/192**

Rating: 170 bhp at 2000 rev/min

Description	Unit	Sub Group	PL Number
Crankcase	ECC.337	A1	301421
Crankshaft	ECS.206/3	A3	106106/3
Pistons and connecting rods	ECN.147	A4	301377
Sump	ES.149	A6	200089
Water pump	EWP.178/3	A7	106796/3
Oil pump	EOP.104	A8	301422
Fuel injection equipment	FIE.30A	A10A	301423
Compressor	ECR.131	A11	301379
Oil filter	EOF.59/2	A13	101941/2
Dynamo drive	DD.329	A15	301380
Starter motor	SM.121	A16	105571
Hydraulic system	EHS.45	A18	301424
Exhaust supercharger	ESC.65	A21	301381
Cylinder block	ECB.61	A23	301425
Heat exchanger	HE.26	A25	301382
	Gasket kits	Part	
	Overhaul	860030	



**ENGINE**  
EO.501/192/2  
PL 302217

**Group**

**A**

# ENGINE

**Group**

**A**

**INDEX**

**of Units for**

**LEYLAND ENGINE EO.501/192/2**

Rating: 170 bhp at 2000 rev/min

Description	Unit	Sub Group	PL Number
Crankcase	ECC.337	A1	301421
Crankshaft	ECS.206/3	A3	106106/3
Pistons and connecting rods	ECN.147/1	A4	301377/1
Sump	ES.149	A6	200089
Water pump	EWP.178/3	A7	106796/3
Oil pump	EOP.104	A8	301422
Fuel injection equipment	FIE.30A/1	A10A	301423/1
Compressor	ECR.131	A11	301379
Oil filter	EOF.59/2	A13	101941/2
Dynamo drive	DD.329	A15	301380
Starter motor	SM.121	A16	105571
Hydraulic system	EHS.45	A18	301424
Exhaust supercharger	ESC.65	A21	301381
Cylinder block	ECB.37/4	A23	200093/4
Heat exchanger	HE.26	A25	301382
	Gasket kits	Part	
	Overhaul	860030	

INDEX

Group

of Units for

LEYLAND ENGINE EO.501/192/2

**A**

Rating:170 bhp at 2,000 rev/min

Sub Group	Description	Unit	PL Number
A1	Crankcase	ECC.337	301421
A3	Crankshaft	ECS.206/3	106106/3
A4	Pistons and connecting rods	ECN.147/1	301377/1
A6	Sump	ES.149A	200089
A7	Water pump	EWP.178/3	106796/3
A8	Oil pump	EOP.104A	301422
A10A	Fuel injection equipment	FIE.30A/1	301423/1
A11	Compressor	ECR.131	301379
A13	Oil filter	EOF.59/2	101941/2
A15	Dynamo drive	DD.329	301380
A16	Starter motor	SM.121	105571
A18	Hydraulic system	EHS.45	301424
A21	Exhaust supercharger	ESC.65	301381
A23	Cylinder block	ECB.37A/4	200093/4
A25	Heat exchanger	HE.26	301382

Gasket kits

Part

Overhaul ... .. 860030

Illus. ref.	Part	Description	Quantity per unit
Sub Group A.1			
CRANKCASE UNIT ECC.313/4			
All parts as quoted on unit specification ECC.313 with the following exceptions:			
REPLACEMENT PARTS			
	AAL0682	CASING auxiliary drive sub assembly front replaces 10805546 comprising:	1
	KAJ0004	CASING aux. drive front	1
	10803915	SEAL oil	1
	10803385	INSERT 6 mm x 1	2
	10803387	INSERT 6 mm x 1.25	7
	10803388	INSERT 10 mm x 1.5	8
	10803389	INSERT 12 mm x 1.75	2
	SH108120	SCREW 8 mm x 1.25 ) Plugging facing for	2
	802062	WASHER copper ) transducer bracket	2
	BWJ0003	PLATE gear rear replaces 10806702	1
	BWJ0001	PLATE gear front replaces 802234	1
	KAJ0005	CASING auxiliary drive rear upper replaces 10806699	1
	BH108131	BOLT 8 mm x 1.25 front gearcase and gearplate to oil drain replaces BH108121	2
	BH108121	BOLT 8 mm x 1.25 front gearcase and gearplate to crankcase replaces BH108111	6
	BH108201	BOLT 8 mm x 1.25 gearcover to tappet block replaces BH108221	2
ADDITIONAL PARTS			
	AAL0698	BRACKET assembly engine mounting and alternator support	1
	WAL1714	FILLER oil sub assembly	1
	AAL1841	HOUSING oil seal sub assembly	1
	CAL1895	SEAL oil	1
	10808612	PLATE blanking	1

Illus. ref.	Part	Description	Quantity per unit
802280		DOWEL )	2
TE112060		STUD 12 mm x 1.75 ) Engine mounting bracket	2
TE112150		STUD 12 mm x 1.75 ) to crankcase damper end	2
WL112000		WASHER spring 12 mm ) exhaust side	4
NH112040		NUT 12 mm x 1.75 )	4
802280		DOWEL ) Engine mounting bracket	2
SH112350		SCREW 12 mm x 1.75 ) to crankcase damper end	4
WL112000		WASHER spring 12 mm ) inlet side	4
TE112090		STUD 12 mm x 1.75 ) Clutch bell housing	9
NH112040		NUT 12 mm x 1.75 ) to flywheel housing	9
WL112000		WASHER spring 12 mm )	9
SH108250		SCREW 8 mm x 1.25	1
HBJ0001		HOUSING bearing fan	1
CAL1893		BEARING roller	1
802501		CIRCLIP	1
ETJ0007		GEAR fan drive	1
ZBJ0001		SHAFT fan drive	1
801946		KEY	1
CAL1894		LOCKNUT	1
CAL1896		WASHER lock	1
802498		BEARING ball	1
KJJ0010		JOINT ) Bearing housing fan	1
SH108250		SCREW 8 mm x 1.25 ) to gearplate	4
WL108000		WASHER spring 8 mm )	4
KJJ0009		JOINT ) Oil seal housing	1
SH108250		SCREW 8 mm x 1.25 ) to rear gear cover	4
WS108000		WASHER spring 8 mm )	4
BH108101		BOLT 8 mm x 1.25 ) Front gear cover	2
SH108200		SCREW 8 mm x 1.25 ) to backplate	1
APJ0004		PLATE cover ) Hydraulic pump aperture	1
KJJ0005		JOINT ) in front gear cover	1
SH106140		SCREW 6 mm x 1 )	2
SH108200		SCREW 8 mm x 1.25 ) Cover plate to	3
BH108141		BOLT 8 mm x 1.25 ) front gear cover	2
WL106000		WASHER spring 6 mm ) and backplate	2
WL108000		WASHER spring 8 mm )	5
NH108040		NUT 8 mm x 1.25 )	2



Illus. ref.	Part	Description	Quantity per unit
	SH108160	SCREW 8 mm x 1.25 ) Timing case oil drain	2
	WL108000	WASHER spring 8 mm ) to front gear cover	2
	WL110000	WASHER spring 10 mm ) Oil filler tube	4
	SH110200	SCREW 10 mm x 1.5 ) to gear cover	4
	BH108121	BOLT 8 mm x 1.25 )	1
	SH108250	SCREW 8 mm x 1.25 ) Casing auxiliary	1
	WL108000	WASHER spring 8 mm ) drive rear upper to	1
	SH110250	SCREW 10 mm x 1.5 ) gearplate	1
	WL110000	WASHER spring 10 mm )	1
PARTS DELETED			
	10805324	HOUSING seal crankshaft	1
	10803915	SEAL oil	1
	SH108350	SCREW 8 mm x 1.25	1
	802039	PLATE cover	1
	SH108200	SCREW 8 mm x 1.25 ) Crankshaft front	6
	802062	WASHER ) seal housing to	6
	802739	JOINT ) gear cover	1
	BH108091	BOLT 8 mm x 1.25 ) Front gear cover	6
	WS108000	WASHER spring 8 mm ) to backplate	3
	TE108040	STUD 8 mm x 1.25 ) Oil drain flange	2
	WA108050	WASHER ) to gear cover	2
	10803452	LOCKNUT )	2
	BH108111	BOLT 8 mm x 1.25 casing auxiliary drive rear upper to gearplate	1

Illus. ref.	Part	Description	Quantity per unit
Sub Group A.1			
CRANKCASE UNIT ECC.313			
10806576		CRANKCASE and bearing caps sub assembly	1
802164		DOWEL	1
801878		SETSCREW	14
10808737		BEARING set main comprising 10808730 main bearing front centre and rear 3 pairs 10808731 main bearing intermediate 4 pairs:	1 set
802106		WASHER cap	2
802107		WASHER	2
10803915		SEAL oil	1
10805324		HOUSING front	1
10803824		HOUSING rear	1
10803915		SEAL oil	1
10806215		PLUG	1
10808074		O-RING	1
10808074		O-RING ) Crankcase oil gallery	1
802336		FERRULE ) front face	1
10806733		PIPE oil supply sub assembly	1
10805546		COVER front gear sub assembly	1
10803387		INSERT	6
10803388		INSERT	4
802123		PISTON oil pressure relief valve	1
802124		COVER relief valve	1
802125		SPRING	1
802112		WASHER adjustment	1
800941		O-RING valve cover to crankcase	1
SH110300		SCREW 10 mm x 1.50 )	6
WS110000		WASHER spring 10 mm ) Relief valve and oil	6
CKJ1008		PLATE cover )	2
800934		O-RING ) Centrifugal face	2
WS110000		WASHER spring 10 mm ) both sides	8
SH110250		SCREW )	8

Illus. ref.	Part	Description	Quantity per unit
802028		COVER oil gallery	1
801858		O-RING )	1
SH108200		SCREW 8 mm coarse ) Cover to crankcase	2
WL108000		WASHER 8 mm lock )	2
802166		PLATE engine serial	1
802012		PLUG	1
802045		PLUG )	14
802063		WASHER ) Oilways to main bearings	15
10804223		ADAPTER union )	1
802045		PLUG )	1
802063		WASHER ) Rear gearplate	1
10804337		STUD special )	12
WA112080		WASHER 12 mm plain )	12
10803454		NUT 12 mm x 1.75 ) Cylinder block	12
10804336		STUD 16 mm special ) to crankcase	14
WA116100		WASHER 16 mm plain )	14
10806257		NUT )	14
802278		DOWEL )	2
10806702		PLATE rear gear	1
802279		DOWEL rear gear plate and flywheel housing to crankcase	2
10808075		O-RING gear plate to crankcase	2
801959		GEAR idler small	1
801960		GEAR idler large	1
801952		GEAR idler hub	2
801991		PLATE end	1
10803757		PLATE end	1
802264		O-RING	2
10808081		GEAR compressor driving	1
802299		STUD special	1
SJ108350		SCREW 8 mm x 1.25 socket )	2
10804187		STUD 8 mm ) Small gear hub	2
WS108000		WASHER 8 mm spring ) to gear plate	2
NH108040		NUT 8 mm x 1.25 )	2


Illus. ref.	Part	Description	Quantity per unit
	10807456	SCREW machine oil supply flange and gear hub to gear plate	4
	SJ108250	SCREW 8 mm x 1.25 rear gear cover to tappet block	4
	SJ110250	SCREW 10 mm x 1.50 rear gear plate to crankcase	4
	802264	O-RING oil supply pipes	2
	802301	STUD special ) Oil supply flange	2
	10803452	NUT 8 mm x 1.25 ) to crankcase	2
	BH108061	BOLT 8 mm x 1.25 ) Oil supply flange	2
	10803372	PLATE locking ) to tappet block	2
	802062	WASHER )	2
	802299	STUD special )	2
	WL110000	WASHER 10 mm lock ) Steering pump to gear	2
	NH110040	NUT 10 mm x 1.50 normal ) plate	2
	802301	STUD special ) Oil drain flange	2
	WL108000	WASHER 8 mm lock ) to	2
	NH108040	NUT 8 mm x 1.25 normal ) gear plate	2
	10806695	HOUSING flywheel No. 1 S.A.E.	1
	10806738	PLATE cover )	1
	10806778	JOINT ) Flywheel housing	1
	801706/18	STUD ) compressor gear	6
	WL108001	WASHER 8 mm lock ) aperture	6
	NH108040	NUT 8 mm x 1.25 )	6
	SH108200	SCREW 8 mm x 1.25 )	6
	802062	WASHER )	1
	BH110171	BOLT 10 mm x 1.5 ) Flywheel housing and	8
	WL110000	WASHER 10 mm lock ) gear plate to crankcase	8
	BH110141	BOLT 10 mm x 1.5 ) Steering pump and	1
	WL110000	WASHER 10 mm lock ) flywheel housing to	1
	NH110040	NUT 10 mm x 1.50 normal ) gear plate	1

Illus. ref.	Part	Description	Quantity per unit
BH110141		BOLT 10 mm x 1.5 )	2
BH110171		BOLT 10 mm x 1.5 )	1
BH110121		BOLT 10 mm x 1.5 ) Flywheel housing	2
WL110000		WASHER 10 mm lock ) to gear plate	7
BH108131		BOLT 8 mm x 1.25 )	5
SH108250		SCREW 8 mm x 1.25 )	3
WA108000		WASHER 8 mm lock )	8
TD110280		STUD 10 mm x 1.5 )	2
NH110040		NUT 10 mm x 1.50 normal )	1
BH110071		BOLT 10 mm x 1.5 )	1
WL110000		WASHER 10 mm lock ) Flywheel housing and	1
BH108151		BOLT 8 mm x 1.25 ) gear plate	1
WL108000		WASHER 8 mm lock )	1
NH108040		NUT 8 mm x 1.25 )	1
10806699		COVER rear gear upper	1
BH110121		BOLT M10 x 1.5	4
WL110000		WASHER M10 lock	4
TE108040		STUD 8 mm x 1.25 )	2
WA108050		WASHER 8 mm plain ) Oil drain flange	2
10803452		NUT ) to gear cover	2
BH108221		BOLT 8 mm x 1.25 ) Rear gear cover and	2
WS108000		WASHER 8 mm spring ) gear plate to tappet	2
NH108040		NUT normal 8 mm x 1.25 ) block	2
BH108111		BOLT 8 mm x 1.25 )	1
BH108121		BOLT 8 mm x 1.25 ) Rear gear cover	3
SH108250		SCREW 8 mm x 1.25 ) to gear plate	2
WL108000		WASHER 8 mm lock )	6
10808640		BOLT fitted )	1
10808641		BOLT fitted ) Rear gear cover	1
WL108000		WASHER 8 mm lock ) and gear plate	2
NH108040		NUT 8 mm x 1.25 )	2
10806704		JOINT )	1
SH108250		SCREW 8 mm x 1.25 ) Rear gear cover to	14
WL108000		WASHER 8 mm lock ) flywheel housing	15
SH108350		SCREW 8 mm x 1.25 )	1



Illus. ref.	Part	Description	Quantity per unit
	AU604041	SCREW drive	8
	10803318	PLATE timing instruction	1
	TE116080	STUD 16 mm x 2.00 )	3
	WL116000	WASHER 16 mm lock )	3
	NH116040	NUT 16 mm x 2.00 )	3
		Starter motor to flywheel housing	
	10925224	TACHOMETER pick up	1
	802512	JOINT )	1
	SH106160	SCREW 6 mm x 1.0 )	4
	WS106000	WASHER 6 mm spring )	4
		Tachometer pick up to flywheel housing	
	10807218	SHIM	as reqd
	802039	PLATE cover )	1
	800932	O-RING )	1
		For steering pump aperture	
	801706/18	STUD )	6
	WL108000	WASHER 8 mm lock )	6
	NH108040	NUT 8 mm x 1.25 )	6
	802739	JOINT )	1
		Crankshaft rear seal housing to flywheel housing	
	802234	PLATE front gear	1
	802325	DOWEL front gear plate and cover to crankcase	2
	801982	GEAR idler front	1
	802241	HUB idler gear	1
	801953	WASHER thrust	3
	801954	BUSH	3
	802240	PLATE end	1
	SJ108450	SCREW 8 mm x 1.25	2
	SJ108350	SCREW 8 mm x 1.25	2
	SJ108200	SCREW 8 mm machine coarse gear plate to crankcase	3
	BH108091	BOLT 8 mm x 1.25 )	6
	WS108000	WASHER 8 mm spring )	6
		Front gear cover to gear plate	
	BH108121	BOLT 8 mm x 1.25 )	2
	WS108000	WASHER 8 mm spring )	8
	BH108111	BOLT 8 mm x 1.25 )	6
		Front gear cover and gear plate to crankcase	
	BH108121	BOLT 8 mm x 1.25 )	2
	WS108000	WASHER 8 mm spring )	2
	NH108040	NUT 8 mm x 1.25 )	2
		Front control gear and gear plate to oil drain	

ECC.313  
PL 106794



Illus. ref.	Part	Description	Quantity per unit
	SH108200 802062	SCREW 8 mm x 1.25 ) Crankshaft front seal WASHER ) housing to gear cover	6 6
	10807120	BRACKET support sub assembly	1
	10807123	BRACKET support sub assembly	1
	BH110121	BOLT 10 mm x 1.5 ) Support bracket and	4
	WL110000	WASHER 10 mm lock ) gear plate to flywheel. ) housing	4

Illus. ref.	Part	Description	Quantity per unit
		Sub Group A.1	
		CRANKCASE UNIT ECC.337	
	10808240	CRANKCASE and bearing caps sub assembly	1
	10808035	CAP main bearing front and rear	2
	10808036	CAP main bearing centre	1
	10808037	CAP main bearing intermediate	4
	802164	DOWEL	1
	10807491	BOLT main bearing	14
	10808737	BEARING set main comprising 10808730 main bearing front centre and rear 3 pairs 10808731 main bearing intermediate 4 pairs	1 set
	802106	WASHER thrust cap	2
	802107	WASHER thrust crankcase	2
	10803824	HOUSING rear	1
	10803915	SEAL oil	1
	10808074	O-RING )Crankcase oil gallery	1
	802336	FERRULE )front face	1
	10806215	PLUG	1
	10808074	O-RING	1
	10806733	PIPE oil supply sub assembly	1
	802123	PISTON oil pressure relief valve	1
	802124	COVER relief valve	1
	802125	SPRING	1
	802112	WASHER adjustment	1
	AAL0682	CASING front auxiliary drive assembly	1
	10803915	SEAL oil	1
	10803389	INSERT helicoil	1
	10803385	INSERT thread helicoil	2
	10803388	INSERT thread helicoil	4
	802301	STUD 8 mm x 1.25	2
	CAL5360	STUD 8 mm x 1.25	3
	NH108040	NUT	5
	WL108001	WASHER	5
	WAL1714	FILLER oil sub assembly	1
	800679	CAP filler sub assembly	1

Illus. ref.	Part	Description	Quantity per unit
	AAL0698	BRACKET mounting engine and alternator supports	1
	AAL1841	HOUSING seal sub assembly	1
	CAL1895	SEAL oil	1
	KJJ0009	JOINT ) Oil seal	1
	SH108250	SCREW 8 mm x 1.25 ) housing to	4
	WS108001	WASHER spring ) rear cover	4
	802280	DOWEL )	2
	TE112060	STUD 12 mm x 30 m ) Engine mounting	2
	TE112150	STUD 12 mm x 1.75 ) bracket to	2
	WL112001	WASHER lock 12 mm ) crankcase	4
	NH112040	NUT normal 12 mm x 1.75 ) external side	4
	802280	DOWEL ) Engine mounting	2
	SH112350	SCREW 12 mm x 1.75 ) bracket to crankcase	4
	WL112001	WASHER lock 12 mm ) internal side	4
	TE112140	STUD 12 mm x 1.75 )	2
	TE112090	STUD 12 mm x 1.75 ) Clutch housing	7
	NH112040	NUT normal 12 mm x 1.75 ) to flywheel	9
	WL112001	WASHER lock 12 mm ) housing	9
	HBJ0001	HOUSING bearing fan	1
	CAL1893	BEARING roller	1
	802501	CIRCLIP	1
	ETJ0007	GEAR drive fan	1
	ZBJ0001	SHAFT drive fan	1
	801946	KEY	1
	CAL1894	LOCKNUT	1
	CAL1896	WASHER lock	1
	802498	BEARING ball	1
	KJJ0010	JOINT ) Bearing housing	1
	SH108250	SCREW 8 mm x 1.25 ) fan to	4
	WL108001	WASHER lock 8 mm ) gearplate	4
	800941	O-RING valve cover to crankcase	1
	SH110300	SCREW 10 mm x 1.50 ) Relief valve and oil	6
	WS110001	WASHER spring 10 mm ) filter to crankcase	6

Illus. ref.	Part	Description	Quantity per unit
	CKJ1008	PLATE cover )	2
	800934	O-RING ) Centrifugal	2
	WS110001	WASHER spring 10 mm ) face both sides	8
	SH110250	SCREW )	8
	802028	COVER oil gallery	1
	801858	O-RING )	1
	SH108200	SCREW 8 mm x 1.25 ) Cover to	2
	WL108001	WASHER lock 8 mm ) crankcase	2
	802166	PLATE serial engine	1
	802012	PLUG	1
	802045	PLUG ) Oilways to	14
	802063	WASHER ) main bearings	15
	10804223	ADAPTER union )	1
	10804337	STUD special )	12
	WA112080	WASHER plain 12 mm )	12
	10803454	NUT 12 mm x 1.75 )	12
	10804336	STUD special 16 mm ) Cylinder block	14
	WA116100	WASHER plain 16 mm ) to crankcase	14
	10806257	NUT 16 mm x 2.00 )	14
	802278	DOWEL )	2
	BWJ0003	PLATE gear rear	1
	802279	DOWEL rear gear plate and flywheel housing to crankcase	2
	10808075	O-RING rear gear plate to crankcase	2
	801959	GEAR idler small	1
	801960	GEAR idler large	1
	801952	HUB gear idler	2
	801991	PLATE end	1
	10803757	PLATE end	1
	802264	O-RING	2
	10808081	GEAR compressor driving	1
	802299	STUD special compressor gear retention	1
	SJ108350	SCREW socket 8 mm x 1.25 )	2
	10804187	STUD 8 mm ) Small gear hub	2
	WS108001	WASHER spring ) to gear plate	2
	NH108040	NUT normal 8 mm x 1.25 )	2
	10807456	SCREW machine 8 mm x 1.25 oil supply flange and gear hub to gear plate	1



Illus. ref.	Part	Description	Quantity per unit
	SJ108250	SCREW socket 8 mm x 1.25 rear gear cover to tappet block	4
	SJ110250	SCREW socket 10 mm x 1.50 rear gear plate to crankcase	4
	802264	O-RING oil supply pipes	2
	802301	STUD special ) Oil supply flange	2
	10803452	NUT 8 mm x 1.25 ) to crankcase	2
	BH108061	BOLT 8 mm x 1.25 ) Oil supply	2
	10803372	PLATE locking ) flange to	2
	802062	WASHER ) tappet block	2
	802299	STUD special )	2
	WL110001	WASHER lock 10 mm ) Steering pump to	2
	NH110040	NUT normal 10 mm x 1.50 ) gear plate	2
	802301	STUD special ) Oil drain	2
	WL108001	WASHER lock 8 mm ) flange to	2
	NH108040	NUT normal 8 mm x 1.25 ) gear plate	2
	10806695	HOUSING flywheel No. 1 SAE	1
	10806738	PLATE cover )	1
	10806778	JOINT )	1
	801706/18	STUD 8 mm x 1.25 ) Flywheel	6
	WL108001	WASHER lock 8 mm ) housing	6
	NH108040	NUT normal 8 mm x 1.25 ) compressor	6
	SH108200	SCREW 8 mm x 1.25 ) gear aperture	1
	802062	WASHER )	1
	BH110171	BOLT 10 mm x 1.5 ) Flywheel housing and	8
	WL110001	WASHER lock 10 mm ) gear plate to crankcase	8
	BH110141	BOLT 10 mm x 1.5 )	1
	WL110001	WASHER lock 10 mm ) Flywheel housing	1
	NH110040	NUT normal 10 mm x 1.50 ) to gear plate	1
	BH110141	BOLT 10 mm x 1.5 )	2
	BH110171	BOLT 10 mm x 1.5 ) Flywheel	1
	BH110121	BOLT 10 mm x 1.5 ) housing to	2
	WL110001	WASHER lock 10 mm ) gear	7
	BH108131	BOLT 8 mm x 1.25 ) plate	5
	SH108250	SCREW 8 mm x 1.25 )	3

Illus. ref.	Part	Description	Quantity per unit
	WL108001	WASHER lock 8 mm ) Flywheel	8
	TD110280	STUD 10 mm x 1.5 ) housing to	2
	NH110040	NUT normal 10 mm x 1.50 ) gear plate	2
	BH110071	BOLT 10 mm x 1.5 )	1
	WL110001	WASHER lock 10 mm ) Flywheel	1
	BH108151	BOLT 8 mm x 1.25 ) housing and	1
	WL108001	WASHER lock 8 mm ) gear plate	1
	NH108040	NUT normal 8 mm x 1.25 )	1
	BH110121	BOLT 10 mm x 1.5 ) Support bracket and gear	4
	WL110001	WASHER lock 10 mm ) plate to flywheel housing	4
	KAJ0005	CASING auxiliary drive rear upper	1
	BH108201	BOLT 8 mm x 1.25 ) Rear gear cover	2
	WS108001	WASHER spring ) and gear plate to	2
	NH108040	NUT normal 8 mm x 1.25 ) tappet block	2
	BH108121	BOLT 8 mm x 1.25 )	4
	SH108250	SCREW 8 mm x 1.25 ) Rear gear	3
	WL108001	WASHER lock 8 mm ) cover to	7
	SH110250	SCREW 10 mm x 1.50 ) gear plate	1
	WL110001	WASHER lock 10 mm )	1
	10808640	BOLT fitted ) Rear gear	1
	10808641	BOLT fitted ) cover and	1
	WL108001	WASHER lock 8 mm ) gear plate	2
	NH108040	NUT normal 8 mm x 1.25 )	2
	10806704	JOINT ) Rear gear cover	1
	SH108250	SCREW 8 mm x 1.25 ) to flywheel housing	15
	WL108001	WASHER lock 8 mm )	15
	AU604041	SCREW drive	8
	10803318	PLATE instruction timing	1
	TE116080	STUD 16 mm x 2.00 ) Starter motor	3
	WL116001	WASHER lock 16 mm ) to flywheel	3
	NH116040	NUT normal 16 mm x 2.00 ) housing	3
	10925224	PICK-UP tachometer	1
	802512	JOINT ) Tachometer	1
	SH106160	SCREW 6 mm x 1.0 ) pick-up to	4
	WS106001	WASHER spring 6 mm ) flywheel	4
	10807218	SHIM ) housing	as reqd

Illus. ref.	Part	Description	Quantity per unit
801706/18	STUD 8 mm x 1.25	) Crankshaft	6
WL108001	WASHER lock 8 mm	) rear seal	6
NH108040	NUT normal 8 mm x 1.25	) housing to	6
802739	JOINT	) flywheel housing	1
10807120	BRACKET support sub assembly		1
10807123	BRACKET support sub assembly		1
BWJ0001	PLATE gear front		1
802325	DOWEL front gear plate and cover to crankcase		2
801982	GEAR idler front		1
802241	HUB idler gear		1
801953	WASHER thrust		3
801954	BUSH		3
802240	PLATE end		1
SJ108450	SCREW socket 8 mm x 1.25		2
SJ108350	SCREW socket 8 mm x 1.25		2
SJ108200	SCREW socket 8 mm coarse gear plate to crankcase		3
BH108101	BOLT 8 mm x 1.25	) Front gear cover to	3
SH108200	SCREW 8 mm x 1.25	) gear plate	1
WS108001	WASHER spring	)	4
BH108121	BOLT 8 mm x 1.25	) Front gear cover	7
WS108001	WASHER spring	) and gear plate	8
BH108151	BOLT 8 mm x 1.25	) to crankcase	1
BH108131	BOLT 8 mm x 1.25	) Front gearcover	2
WS108001	WASHER spring	) and gear plate	2
NH108040	NUT normal 8 mm x 1.25	) to oil drain	2
800932	O-RING oil filler face		1

D301/A07

Illust. ref.	Part	Description	Quantity per unit
Sub Group A.1			
CRANKCASE UNIT ECC.337			
1	10808240	CRANKCASE and bearing caps sub assembly	1
2	10808035	CAP main bearing front and rear	2
3	10808036	CAP main bearing centre	1
4	10808037	CAP main bearing intermediate	4
5	802164	DOWEL	1
6	10807491	BOLT main bearing	14
7	10808777	BEARING set main comprising 10808778 main bearing front centre and rear 3 pairs 10808779 main bearing intermediate 4 pairs	1 set
8	802106	WASHER thrust cap	2
9	802107	WASHER thrust crankcase	2
10	10803824	HOUSING rear	1
11	10803915	SEAL oil	1
12	10808074	O-RING ) Crankcase oil	1
13	802336	FERRULE ) gallery front face	1
14	10806215	PLUG	1
15	10808074	O-RING	1
16	1806733	PIPE oil supply sub assembly	1
17	802123	PISTON oil pressure relief valve	1
18	802124	COVER relief valve	1
19	802125	SPRING	1
20	802112	WASHER adjustment	1
21	AAL0682	CASING front auxiliary drive assembly	1
22	10803915	SEAL oil	1
23	10803389	INSERT helicoil	1
24	10803385	INSERT thread helicoil	2
25	10803388	INSERT thread helicoil	4
26	802301	STUD 8 mm	2
27	CAL5360	STUD 8 mm	3
28	NH108041	NUT 8 mm	5
29	WL108001	LOCKWASHER 8 mm	5
	WAL1714	FILLER oil sub assembly	1
	800679	CAP filler sub assembly	1
	XPJ1001	PLATE perforated	1
	KJJ1042	JOINT	2



**D301/A09**

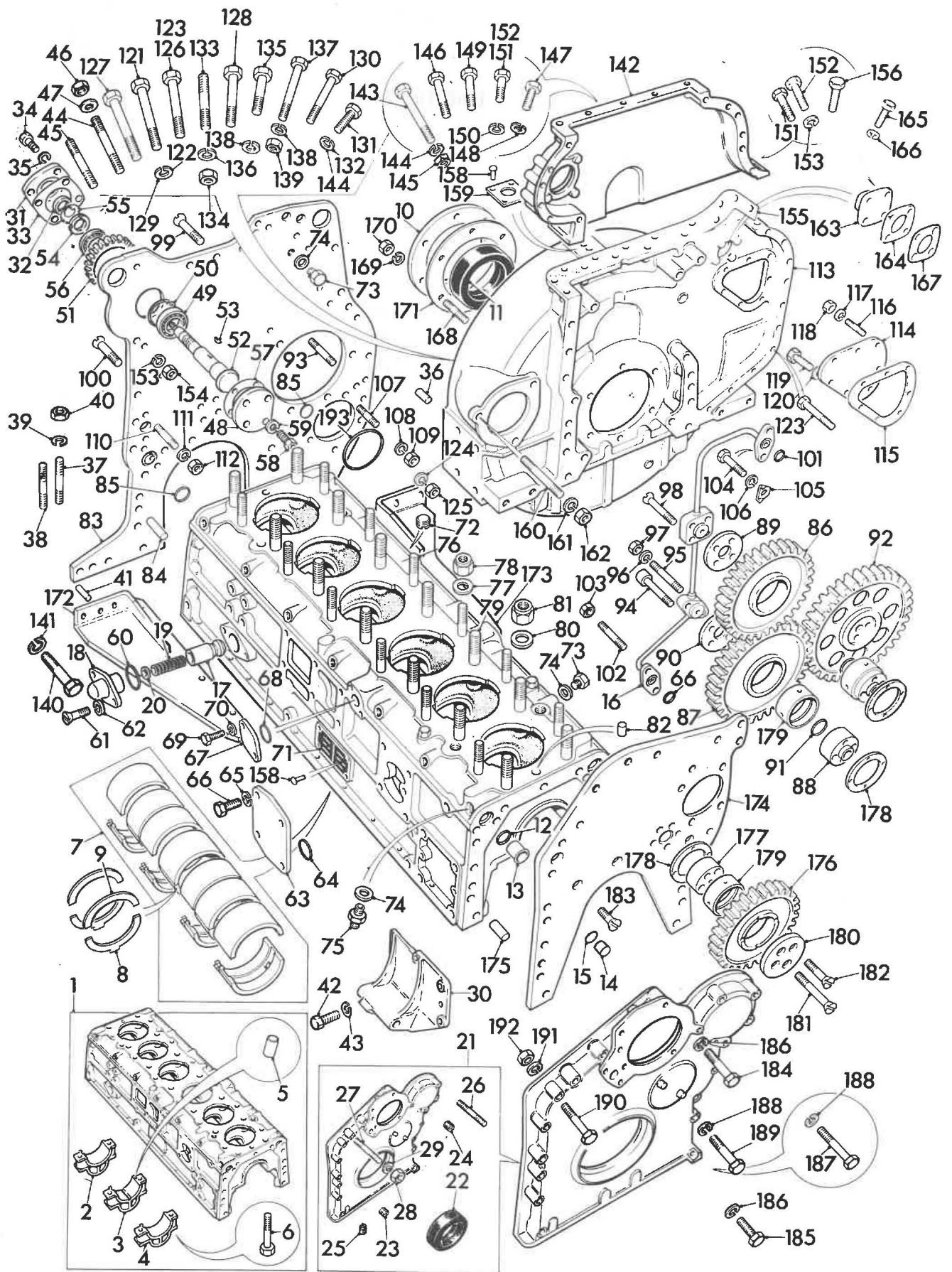
<b>Illust. ref.</b>	<b>Part</b>	<b>Description</b>	<b>Quantity per unit</b>
63	CKJ1008	PLATE cover )	2
64	800934	O-RING )	2
65	WS110001	WASHER 10 mm spring )	8
66	SH110251	SCREW 10 mm x 25 mm )	8
	10806987	JOINT )	2
67	802028	COVER oil gallery	1
68	CAL6002	O-RING )	1
69	SH108201	SCREW 8 mm x 20 mm )	2
70	WL108001	LOCKWASHER 8 mm )	2
71	802166	PLATE serial engine	1
72	802012	PLUG	1
73	802045	PLUG )	14
74	802063	WASHER )	15
75	10804223	ADAPTER union )	1
76	10804337	STUD special 12 mm )	12
77	WA112081	WASHER 12 mm )	12
78	NV112041	NUT 12 mm )	12
79	10804336	STUD special 16 mm )	14
80	WA116101	WASHER 16 mm )	14
81	10806257	NUT 16 mm )	14
82	802278	DOWEL )	2
83	BWJ0003	PLATE gear rear	1
84	802279	DOWEL rear gear plate and flywheel housing to crankcase	2
85	10808075	O-RING rear gear plate to crankcase	2
86	801959	GEAR idler small	1
87	801960	GEAR idler large	1
88	801952	HUB gear idler	2
89	801991	PLATE end	1
90	10803757	PLATE end	1
91	CAL6197	O-RING	2
92	10808081	GEAR compressor driving	1
93	802299	STUD special compressor gear retention	1
94	SA108351	SCREW 8 mm x 35 mm )	2
95	10804187	STUD 8 mm )	2
96	WS108001	WASHER 8 mm spring )	2
97	NH108041	NUT 8 mm )	2
98	10807456	SCREW 8 mm oil supply flange and gear hub to gear plate	1

Illust. ref.	Part	Description	Quantity per unit
99	SJ108251	SCREW socket 8 mm x 25 mm rear gear cover to tappet block	4
100	SJ110251	SCREW socket 10 mm x 25 mm rear gear plate to crankcase	4
101	CAL6004	O-RING oil supply pipes	2
102	802301	STUD special ) Oil supply flange	2
103	NV108041	NUT 8 mm ) to crankcase	2
104	BH108061	BOLT 8 mm x 30 mm ) Oil supply	2
105	10803372	PLATE locking ) flange to	2
106	802062	WASHER ) tappet block	2
107	802299	STUD special )	2
108	WL110001	LOCKWASHER 10 mm ) Steering pump	2
109	NH110041	NUT 10 mm ) to gear plate	2
110	802301	STUD special ) Oil drain	2
111	WL108001	LOCKWASHER 8 mm ) flange to	2
112	NH108041	NUT 8 mm ) gear plate	2
113	10806695	HOUSING flywheel No.1 SAE	1
114	10806738	PLATE cover )	1
115	10806778	JOINT )	1
116	801706/18	STUD 8 mm ) Flywheel housing	6
117	WL108001	LOCKWASHER 8 mm ) compressor	6
118	NH108041	NUT 8 mm ) gear aperture	6
119	SH108201	SCREW 8 mm x 20 mm )	1
120	802062	WASHER )	1
121	BH110171	BOLT 10 mm x 85 mm ) Flywheel housing	8
122	WL110001	LOCKWASHER 10 mm ) gear plate to crankcase	8
123	BH110141	BOLT 10 mm x 70 mm )	1
124	WL110001	LOCKWASHER 10 mm ) Flywheel housing to gear plate	1
125	NH110041	NUT 10 mm )	1
126	BH110141	BOLT 10 mm x 70 mm )	2
127	BH110171	BOLT 10 mm x 85 mm )	1
128	BH110121	BOLT 10 mm x 60 mm ) Flywheel housing	2
129	WL110001	LOCKWASHER 10 mm ) to gear plate	7
130	BH108131	BOLT 8 mm x 65 mm )	5
131	SH108251	SCREW 8 mm x 25 mm )	3

D301/A11

Illust. ref.	Part	Description	Quantity per unit
132	WL108001	LOCKWASHER 8 mm ) Flywheel	8
133	TD110281	STUD 10 mm x 140 mm ) housing to	2
134	NH110041	NUT 10 mm ) gear plate	2
135	BH110071	BOLT 10 mm x 35 mm )	1
136	WL110001	LOCKWASHER 10 mm ) Flywheel	1
137	BH108151	BOLT 8 mm x 75 mm ) housing and	1
138	WL108001	LOCKWASHER 8 mm ) gear plate	1
139	NH108041	NUT normal 8 mm )	1
140	BH110121	BOLT 10 mm x 60 mm ) Support bracket	4
141	WL110001	LOCKWASHER 10 mm ) and gear plate to flywheel housing	4
142	KAJ0005	CASING auxiliary drive rear upper	1
143	BH108211	BOLT 8 mm x 105 mm ) Rear gear cover	2
144	WS108001	WASHER 8 mm spring ) and gear plate to	2
145	NH108041	NUT 8 mm ) tappet block	2
146	BH108121	BOLT 8 mm x 60 mm )	4
147	SH108251	SCREW 8 mm x 25 mm ) Rear gear	3
148	WL108001	LOCKWASHER 8 mm ) cover to	7
149	SH110251	SCREW 10 mm x 25 mm ) gear plate	1
150	WL110001	LOCKWASHER 10 mm )	1
151	10808640	BOLT fitted )	1
152	10808641	BOLT fitted ) Rear gear cover	1
153	WL108001	LOCKWASHER 8 mm ) and gear plate	2
154	NH108041	NUT 8 mm )	2
155	10806704	JOINT ) Rear gear	1
156	SH108251	SCREW 8 mm x 25 mm ) cover to	15
157	WL108001	LOCKWASHER 8 mm ) flywheel housing	15
158	AU604041	SCREW drive	8
159	10803318	PLATE instruction timing	1
160	TE116081	STUD 16 mm x 40 mm ) Starter motor	3
161	WL116001	LOCKWASHER 16 mm ) to flywheel	3
162	NH116041	NUT 16 mm ) housing	3
163	10925224	PICK-UP tachometer	1
164	802512	JOINT ) Tachometer pick-	1
165	SH106201	SCREW 6 mm x 20 mm ) up to flywheel	4
166	WS106001	WASHER 6 mm spring ) housing	4
167	10807218	SHIM )	as reqd

Illust. ref.	Part	Description	Quantity per unit
168	801706/18	STUD 8 mm )	6
169	WL108001	LOCKWASHER 8 mm )	6
170	NH108041	NUT 8 mm )	6
171	802739	JOINT )	1
172	10807120	BRACKET support sub assembly	1
173	10807123	BRACKET support sub assembly	1
174	BWJ0001	PLATE gear front	1
175	802325	DOWEL front gear plate and cover to crankcase	2
176	801982	GEAR idler front	1
177	802241	HUB idler gear	1
178	801953	WASHER thrust	3
179	801954	BUSH	3
180	802240	PLATE end	1
181	SJ108451	SCREW socket 8 mm x 45 mm	2
182	SJ108351	SCREW socket 8 mm x 35 mm	2
183	SJ108201	SCREW socket 8 mm coarse gear plate to crankcase	3
184	BH108101	BOLT 8 mm x 50 mm ) Front gear	3
185	SH108201	SCREW 8 mm x 20 mm ) cover to	1
186	WS108001	WASHER 8 mm spring ) gear plate	4
187	BH108121	BOLT 8 mm x 60 mm ) Front gear cover	7
188	WS108001	WASHER 8 mm spring ) and gear plate	8
189	BH108151	BOLT 8 mm x 75 mm ) to crankcase	1
190	BH108131	BOLT 8 mm x 65 mm ) Front gear cover	2
191	WS108001	WASHER 8 mm spring ) and gear plate	2
192	NH108041	NUT 8 mm ) to oil drain	2

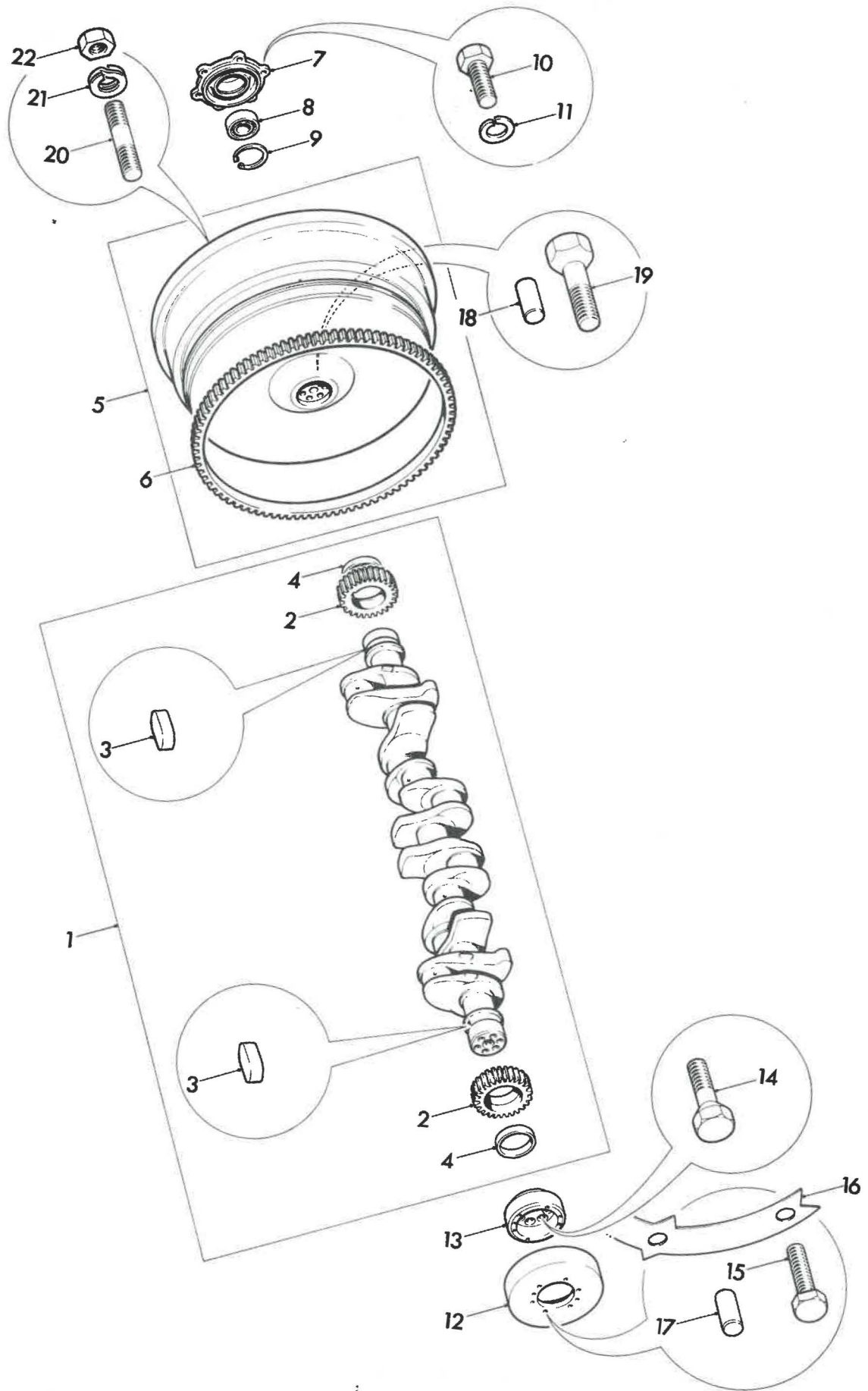


**D301/A21**

Illust. ref.	Part	Description	Quantity per unit
		<b>Sub Group A.3</b>  <b>CRANKSHAFT UNIT ECS.206/3</b>  All parts as quoted on unit specification ECS.206 with the following exceptions:  <b>REPLACEMENT PARTS</b>	
	SH110301	SCREW 10 mm x 30 mm ) Pulley and replaces SH110251 ) damper to	6
	802280	DOWEL replaces 802785 ) adapter	2
	AAL1951	CASING flywheel sub assembly replaces 10805540	1
		<b>ADDITIONAL PARTS</b>	
	10804807	PULLEY	1

**D301/A27**

<b>Illust. ref.</b>	<b>Part</b>	<b>Description</b>	<b>Quantity per unit</b>
Sub Group A.3			
CRANKSHAFT UNIT ECS.206			
1	10806148	CRANKSHAFT sub assembly	1
2	10806130	GEAR crankshaft	2
3	802175	KEY	2
4	10803823	SLEEVE	2
5	10805540	CASING flywheel sub assembly	1
6	802374	RING starter	1
7	802405	HOUSING spigot bearing	1
8	842360	BEARING roller	1
9	802501	CIRCLIP	1
10	SH108201	SETSCREW 8 mm x 20 mm	3
11	WL108001	LOCKWASHER 8 mm	3
12	10804776	DAMPER crankshaft	1
13	10804777	ADAPTER crankshaft	1
14	802267	BOLT adapter to crankshaft	6
15	SH110251	SETSCREW 10 mm x 25 mm )	6
16	10805130	PLATE locking ) Damper to	2
17	802785	DOWEL ) adapter	2
18	802164	DOWEL ) Flywheel to	1
19	802266	BOLT ) crankshaft	6
20	TE110061	STUD 10 mm )	4
21	WS110001	WASHER 10 mm spring) Flywheel to	4
22	NH110041	NUT 10 mm ) fluid clutch	4



P1516



Illus. ref.	Part	Description	Quantity per unit
		<p style="text-align: center;">Sub Group A.4</p> <p style="text-align: center;">PISTONS AND CONNECTING RODS UNIT ECN.147/1</p> <p>All parts as quoted on unit specification ECN.147 with the following exceptions:</p> <p style="text-align: center;">REPLACEMENT PARTS</p> <p>The following Big End Bearings to be used:</p>	
	10808782	BEARING set comprising 6 pairs 10808864	1

Truck + Bus  
Division

12.01.77

RELEASE No.

01 RE ~~SP~~ NM NO 68982

PAGE

1  
OF  
8

UNIT SPEC

ESP35

SUFFIX

DESC

ISSUE CODE

AXA3

MASTER COPY

Written by D.W.Smethurst.

LEYLAND ENGINEERING -- LEYLAND

MODIFICATION

MODIFICATION C  
Suffix changed = S  
Number of changed = N  
Part Number added = +  
Part Number deleted = -  
Suffix also changed = \*

LINE	LEV.	PART NUMBER	SUF.	DRG. SIZE	DESCRIPTION	R/S	No. OFF	MATERIAL SECTION CODE	MODIFICATION No.	GRADE	PART NUMBER AFFECTED	OLD No. OFF	MOD. CODE
1					MODEL: 501 VERTICAL BRISTOL VRT.								
2													
3													
4	00	ESP35		5x									
5	01	AAL6577			ASSY ENG STD PARTS ESP35		1						
6	02	AAL8747			ASSY OF CYL BLOCK		1						
7	03	AAL1843		ND	S/A CYL. BLOCK & COVERS		1	534 A					
8	04	10807972		AC	CYLINDER BLOCCK		1	5347WC102CIQ					
9	04	801848		3	CYLINDER LINER		6	5347LC111FIQ					
10	04	10807766		A3	INJECTOR SLEEVE		6	334BOC					
11	04	801828		3	SIDE COVER		2	5342BC110SMQ					
12	04	10334280		A3	CORE PLUG		7	334BOC					
13	04	10808126		A3	CORE PLUG		12	334BOC					
14	04	10624629			LOCTITE RC40		1	624BOC					
15													
16													
17	04	CCMPUTER*1/AAL1843			RH SIDE CVR TO CYL BLOCCK								
18	05	SH108200		GS	SCREW M8 X 1.25		18	298BOC					
19	05	WL1080C1		GS	LOCK WASHER M8	B	20	498 N					
20	05	10803484		3	JOINT		2	334BOC					
21	05	801822		3	JOINT		2	334BOC					
22	05	SH108250		GS	SCREW M8 X 1.25		2	298BOC					
23													
24													
25													
26													
27	04	HAL0414		A1	S/ASSY OF BRACKET T/C ELBOW		1	5340WA					
28	05	MBJ0005		A1	CHANNEL		1	5340ZC109BPQ					
29	05	MBJ0C04		A2	PLATE		1	5340ZC109BPQ					
30													
31													
32													
33													
34	04	1080E646		4	SIDE COVER & WATER RAIL		1	53470C102CIQ					
35													
36													
37	04	COMPUTER*2/AAL1843			WATER RAIL TO LHS CYL BLOCK								
38	05	SH108250		GS	SCREW M8 X 1.25		16	298BOC					
39	05	BH108111		GS	BCLT M8 X 1.25	B	2	498 N					
40	05	WL1080C1		GS	LOCK WASHER M8	B	22	498 N					
41	05	1080E648		A2	JOINT-WATER RAIL		2	334BOC					
42	05	BH108060		GS	BOLT M8 X 1.25		4	298BOC					
43	05	803148		I	DISTANCE PIECE		4	5311DC107BRQ					
44													
45													

CONTINUOUS DATAPRINT REF 3620

Truck + Bus  
Division

12.01.77

RELEASE No.

01 RE NM NO 69982

PAGE

2

UNIT SPEC

ESP35

SUFFIX

DESC

ISSUE CODE

AXA3

LEYLAND ENGINEERING -- LEYLAND

MODIFICATION

MODIFICATION CODE  
 Suffix changed = S  
 Number off changed = N  
 Part Number added = +  
 Part Number deleted = -  
 Suffix also changed = \*

LINE	LEV.	PART NUMBER	SUF.	DRG. SIZE	DESCRIPTION	R/S	No. OFF	MATERIAL SECTION CODE	MODIFICATION No.	GRADE	PART NUMBER AFFECTED	OLD No. OFF	MOD. CODE
1	04	802052		2	COVER FRONT & REAR		2	5347UC102CIQ					
2	04	SJ110200		GS	SOCKET SCREW M10 X 1.50		9	298BOC					
3	04	802053		2	JOINT		2	334BOC					
4													
5													
6	04	COMPUTER*3/AAL1843			FRONT COVER T/C SUPPT BRACKET								
7	05	BH110071		GS	BOLT M10 X 1.5	B	3	498 N					
8	05	WL110001		GS	LOCKWASHER M10	B	3	498 N					
9													
10													
11													
12													
13	03	10808441		ND	S/A CAMSHAFT		1	534 N					
14	04	10806383		4	CAMSHAFT		1	5347NC100SSQ					
15	04	802047		1	CAMSHAFT PLUG		2	5341DC107BRQ					
16	04	10808082		3	CAMSHAFT DRIVING GEAR		1	5347RC100SSQ					
17	04	802164		1	DOWEL		1	5131DC107BRQ					
18	04	10808430/22		A3	SCREW DURLOK M12 X 1.75		4	320BOC					
19	04	10808014			LOCTITE 242(AS REQD)		1	297BON					
20													
21													
22	03	CCOMPUTER*1/AAL6747			WATER JACKET								
23	04	802046		1	PLUG M12		2	334BOC					
24	04	802064		SL	WASHER		2	310BOC					
25													
26													
27													
28													
29	03	10807270		ND	S/A TAPPET BLOCK		1	5347WA					
30	04	10806271		4	TAPPET BLOCK		1	534 N101ALQ					
31	04	10803387		SL	HELI - COIL THREAD INSERT		8	334BOC					
32	04	802048		1	STUD SPECIAL		10	5341*C107BRQ					
33	04	TE110101		GS	STUD M10		4	534 N107BRQ					
34	04	801852		2	CAMSHAFT BEARING CAP-INTER		6	5344EC101ALQ					
35	04	801853		2	CAMSHAFT BEARING CAP-REAR		1	5344EC101ALQ					
36	04	802162		1	DOWEL		14	310BOC					
37	04	10804537		1	TAB WASHER		14	5342*C110SMQ					
38	04	WL110000		GS	LOCK WASHER M10	B	14	298BOC					
39	04	NH110040		GS	NORMAL NUT M10 X 1.50		14	298BOC					
40													
41													
42													
43													
44	03	801880		1	VALVE GUIDE-INLET		6	334BOC					
45	03	801658		1	VALVE STEM SEAL-INLET		6	334BOC					

CONTINUOUS DATAPRINT REF 3620

Jack + Bus  
Division

UNIT SPEC

ESP35

ISSUE CODE

AXA3

UNIT SPECIFICATION

RELEASE No.

SUFFIX

PAGE

3

10.7.78  
2378  
7278  
12.01.77

01/RE NM NO 51814  
01/2  
01/3

51814  
51814  
51814B

LEYLAND ENGINEERING -- LEYLAND

MODIFICATION

MODIFICATION CODE  
Suffix changed = S  
Number off changed = N  
Part Number added = +  
Part Number deleted = -  
Suffix also changed = \*

LINE	LEV.	PART NUMBER	SUF.	DRG. SIZE	DESCRIPTION	R/S	No. OFF	MATERIAL SECTION CODE	MODIFICATION No.	GRADE	PART NUMBER AFFECTED	OLD No. OFF	MOD. CODE
1	03	10803935 UNJ1008		2	VALVE INLET		6	312B0C	51814	L5			
2	03	UZZ1015 10804881 425 1006		1	VALVE SEAT-INLET		6	312B0C	51814B	L5			*
3	03	801879		1	VALVE GUIDE-EXHAUST		6	334B0C					
4	03	10803936 UES 1007		2	VALVE EXHAUST		6	312B0C	51814	L5			
5	03	UZZ1016 10804944 425 1007		1	VALVE SEAT-EXHAUST		6	312B0C	51814B	L5			*
6	03	10804082			VALVE SPRING-INNER		12	312B0C					
7	03	10804083			VALVE SPRING-OUTER		12	312B0C					
8	03	10805956		1	COLLAR-UPPER		12	334B0C					
9	03	10804089			VALVE COLLAR-LOWER		12	53410C107BRQ					
10	03	801864		1	SPLIT CONE-2 HALVES		12	334B0C					
11	03	10805957		2	TAPPET		12	334B0C					
12	03	10805955		1	TAPPET ADJUSTING WASHER		12	534 1N107BRQ					
13	03	802445		2	CAMSHAFT BEARING-INTER		12	334B0C					
14	03	802446		2	CAMSHAFT BEARING-REAR		2	334B0C					
15	03	10808076		1	*O* RING		1	310B0C					
16													
17													
18	03	CCMPUTER*2/AAL8747			TAPPET BLOCK TO CYL BLOCK								
19	04	802163		1	DOWEL		2	51310C107BRQ					
20													
21													
22	03	CCMPUTER*3/AAL8747			TAPPET BLOCK OILWAY								
23	04	802045		1	PLUG		1	310B0C					
24	04	802063		SL	WASHER		1	310B0C					
25													
26													
27	03	CCMPUTER*4/AAL8747			TAPPET BLOCK TO CYL BLOCK								
28	04	TE110060		GS	STUD M10 X 1.50		2	51010C107BRQ					
29	04	WS110001		GS	SPRING WASHER M10	B	2	498 N					
30	04	NH110040		GS	NORMAL NUT M10 X 1.50		2	298B0C					
31													
32													
33	03	CCMPUTER*5/AAL8747			TAPPET BLOCK TO CYL BLOCK								
34	04	SH110250		GS	SCREW M10 X 1.50		14	298B0C					
35	04	SS110650		GS	SOCKET SCREW M10 COARSE		12	298B0C					
36	04	WS110001		GS	SPRING WASHER M10	B	14	498 N					
37													
38													
39	03	CCMPUTER*6/AAL8747			CYL BLOCK TO C/CASE								
40	04	10804551 JJ11001		2A2	JOINT		2	334B0C	51525	L5			*
41													
42													
43													
44													
45	03	10807235		A2	JOINTING COMPOUND-AS REQD		1	297B0N					

CONTINUOUS DATA PRINT REF. 3620

Truck + Bus  
Division

12.01.77

RELEASE No.

01 RE 20NM NO 68982

PAGE

UNIT SPECIFICATION

MODIFICATION

UNIT SPEC

ESP35

SUFFIX

DESC

ISSUE CODE

AXA3

LEYLAND ENGINEERING -- LEYLAND

MODIFICATION CODE  
 Suffix changed =  
 Number off changed = N  
 Part Number added = +  
 Part Number deleted = -  
 Suffix also changed = \*

LINE	LEV.	PART NUMBER	SUF.	DRG. SIZE	DESCRIPTION	R/S	No. OFF	MATERIAL SECTION CODE	MODIFICATION No.	GRADE	PART NUMBER AFFECTED	OLD No. OFF	MOD. CODE
1													
2													
3													
4													
5	02	AAL8785			ASSY OF CRANKCASE		1						
6	03	10808240			S/A CRANKCASE & BRG CAPS		1	5107WA					
7	04	10807521		4	CRANKCASE		1	510 N102C1Q					
8	04	10808035		3	MAIN BRG CAP FRONT/REAR		2	5107WC100SSQ					
9	04	10808036		3	MAIN BRG CAP CENTRE		1	5107WC100SSQ					
10	04	10808037		3	MAIN BRG CAP INTERMEDIATE		4	5107WC100SSQ					
11	04	802164		1	DOWEL		1	5131DC107BRQ					
12	04	10807491		A3	BOLT M20 X 112 MAIN BRG		14	298BOC					
13													
14													
15	03	CCMPUTER#1/AAL8785			C/CASE OIL GALLERY FRONT FACE								
16	04	802328		1	ASSY OF OIL SEAL		1	510 N					
17	05	10808074		1	'O' RING		1	310BOC					
18	05	802336		1	FERRULE		1	310BOC					
19													
20													
21													
22													
23	04	10806215		1	PLUG		1	5106FC107BRQ					
24	04	10808074		1	'O' RING		1	310BOC					
25													
26													
27													
28													
29	03	10808778		A1	MAIN BRG FRONT CENT/REAR		6	310BOC					
30	03	10808779		A1	MAIN BRG INTERMEDIATE		8	310BOC					
31	02	802106		3	THRUST WASHER CAP		2	310BOC					
32	03	802107		3	THRUST WASHER C/CASE		2	310BOC					
33	03	802123		2	PISTON OIL/PRES REL/VALVE		1	5101DC107BRQ					
34	03	802124		2	RELIEF VALVE COVER		1	5107VC102C1Q					
35	03	802125		1	SPRING		1	310BOC					
36	03	802112		1	ADJUSTMENT WASHER		1	310BOC					
37													
38													
39	03	CCMPUTER#2/AAL8785			ENG MTG BKT TO C/CASE RH SIDE								
40	04	802280		1	DOWEL		2	5101FC107BRQ					
41	04	TE112060		GS	STUD 12MM X 30M LG		2	5101DC107BRQ					
42	04	TE112150		GS	STUD M12 X 1.75		2	5101*C107BRQ					
43	04	WL112001		GS	LOCK WASHER M12	B	4	498 N					
44	04	NH112040		GS	NORMAL NUT M12 X 1.75		4	298BOC					
45													

CONTINUOUS DATA PRINT REF 3620

Truck + Bus  
Division

12.01.77

RELEASE No.

01 RE-ENM NO 68982

PAGE

5

# UNIT SPECIFICATION

UNIT SPEC

ESP35

SUFFIX

DESC

ISSUE CODE

AXA3

LEYLAND ENGINEERING -- LEYLAND

## MODIFICATION

MODIFICATION CODE  
 Suffix changed = S  
 Number off changed = N  
 Part Number added = +  
 Part Number deleted = -  
 Suffix also changed = \*

LINE	LEV.	PART NUMBER	SUF.	DRG. SIZE	DESCRIPTION	R/S	No. OFF	MATERIAL SECTION CODE	MODIFICATION No.	GRADE	PART NUMBER AFFECTED	OLD No. OFF	MOD. CODE
1	03	CCMPUTER*3/AAL8785			VALVE COVER TO CRANKCASE								
2	04	CAL6000		A4	O RING		1	310BOC					
3													
4													
5	03	CCMPUTER*4/AAL8785			R/V TO CRANKCASE								
6	04	SH110300		GS	SCREW M10 X 1.50		6	298BOC					
7	04	WS110001		GS	SPRING WASHER M10	B	6	498 N					
8													
9													
10	03	CCMPUTER*5/AAL8785			CENT FACE-BOTH SIDES								
11	04	CKJ1008		A3	COVER PLATE		2	5104EC101ALQ					
12	04	800934		1	C/RING	N	2	310BOC					
13	04	WS110001		GS	SPRING WASHER M10	B	8	498 N					
14	04	SH110250		GS	SCREW M10 X 1.50		8	298BOC					
15	04	10806987		1	JOINT		2	310BOC					
16													
17													
18	03	CCMPUTER*6/AAL8785			OIL GALLERY								
19	04	802028		1	COVER		1	5107UC310BOC					
20													
21													
22	03	CCMPUTER*7/AAL8785			COVER TO CRANKCASE								
23	04	CAL6002		A4	C RING		1	310BOC					
24	04	SH108200		GS	SCREW M8 X 1.25		2	298BOC					
25	04	WL108001		GS	LOCK WASHER M8	B	2	498 N					
26													
27													
28													
29													
30	03	AU604041		GS	DRIVE SCREW-PARKER KALON U4		4	498 N					
31	03	802166		1	ENGINE SERIAL PLATE		1	310BOC					
32	03	802012		1	PLUG		1	310BOC					
33													
34													
35	03	CCMPUTER*8/AAL8785			CILWAYS TO MAIN BRGS								
36	04	802045		1	PLUG		14	310BOC					
37	04	802063		SL	WASHER		15	310BOC					
38	04	10804223		2	UNION ADAPTOR		1	5101DC107BRQ					
39													
40													
41	03	CCMPUTER*9/AAL8785			CYL BLOCK TO CRANKCASE								
42	04	10804337		1	SPECIAL STUD		12	5101*C107BRQ					
43	04	WA112080		GS	PLAIN WASHER M12	B	12	298BOC					
44	04	NV112041		GS	PREV TORQUE NUT M12	B	12	298BOC					
45	04	10804336		1	SPECIAL STUD M16		14	310BOC					

CONTINUOUS DATAPRINT REF 3620

Truck + Bus  
Division

UNIT SPEC

ISSUE CODE

14-3-77

~~12-01-77~~

ESP35

AXA3

RELEASE No.

SUFFIX

UNIT SPECIFICATION

01/1

ST

RE - - - NM NO

~~68982~~  
DESC 69023

PAGE

6

MODIFICATION

MODIFICATION CODE:  
Suffix changed = S  
Number off changed = N  
Part Number added = +  
Part Number deleted = -  
Suffix also changed = \*

LEYLAND ENGINEERING -- LEYLAND

LINE	LEV.	PART NUMBER	SUF.	DRG. SIZE	DESCRIPTION	R/S	No. OFF	MATERIAL SECTION CODE	MODIFICATION No.	GRADE	PART NUMBER AFFECTED	OLD No. OFF	MOD. CODE
1	04	WA116100		GS	PLAIN WASHER M16		14	298BOC					
2	04	10806257		1	CLEVELOC NUT 16MM X 2.0		14	298BOC					
3	04	802278		1	DOWEL		2	5101DC107BRQ					
4													
5													
6													
7													
8	02	108C6148			S/A OF CRANKSHAFT		1	51397N					
9	03	801861		6	CRANKSHAFT		1	5137WC100SSQ					
10	03	802175		1	KEY		2	313BOC					
11	03	10803823		2	SLEEVE		2	51310C108TBQ					
12	03	10806130		3	CRANKSHAFT GEAR		2	5137RC100SSQ					
13													
14													
15													
16													
17	02	<del>AAL9308</del> ABL1352			ASSY OF PISTON & CONN ROD		1		69023	L3			
18	03	AAL0677		ND	S/A PISTON		1	514 N					
19	04	AALG724		ND	S/A OIL CONTR RING TLHH 110015		1	314BOC					
20	04	PEJ0002		ND	PISTON XLMV 110161 PANELLED		1	314BOC					
21	04	RPJ1C06		A3	WEDGE COMP RING RLRE 110029		1	314BOC					
22	04	10807258		A2	PARALLEL COMP RING RLRC 110035		1	314BOC					
23	04	803102		1	GUDGEON PIN		1	5147JC107BRQ					
24	04	803133		1	CIRCLIP INTERNAL 1.75 BORE		2	314BOC					
25													
26													
27													
28													
29	03	803135		2	S/A OF CONNECTING ROD		1	5147WA					
30	04	801865		4	CONN ROD & CAP		1	5147AN					
31	04	802971		2	SMALL END BUSH		2	314BOC					
32	04	801866		2	BOLT		2	5147JC107BRQ					
33	04	801867		1	PHILIDAS NUT 16MMX1.5 CON-ROD		2	298BOC					
34													
35													
36	03	COMPUTER*1/AAL9308			CAP SIDE								
37	04	10808784		A1	BIG END BRG FOR CAP		1	310BOC					
38													
39													
40	03	COMPUTER*2/AAL9308			ROD SIDE								
41	04	<del>10808783</del> 8031011		A1	BIG END BRG FOR ROD		1	310BOC	69023	L3			
42													
43													
44													
45													

CONTINUOUS DATA PRINT REF 3520

4751074

4/5/1/105  
66/6/8E

Truck + Bus  
Division

14-377  
12-01-77

UNIT SPEC

ESP35

ISSUE CODE

RELEASE No.

SUFFIX

# UNIT SPECIFICATION

PAGE

01/1 RE: ANN NO 68982.69023 8

DESC

SERVICE PARTS AS FOLLOWS

MODIFICATION

MODIFICATION CODE

- Suffix changed = S
- Number off changed = N
- Part Number added = +
- Part Number deleted = -
- Suffix also changed = \*

LEYLAND ENGINEERING -- LEYLAND

LINE	LEV.	PART NUMBER	SUF.	DRG. SIZE	DESCRIPTION	R/S	No. OFF	MATERIAL SECTION CODE	MODIFICATION No.	GRADE	PART NUMBER AFFECTED	OLD No. OFF	MOD. CODE
1													
2	00	ESP35											
3	01	10808777			SET OF MAIN C/CASE BRGS		1	5107 A					
4	02	10808778	A1		MAIN BRG FRONT CENT/REAR		6	310BOC					
5	02	10808779	A1		MAIN BRG INTERMEDIATE		8	310BOC					
6													
7													
8													
9													
10	01	AAE457 ABL1002			S/A ROD & CAP BIG END BRGS		1		69023	L3			
11	02	10808784	A1		BIG END BRG FOR CAP		1	310BOC					
12	02	10808783 BBJ1011	A1		BIG END BRG FOR ROD		1	310BOC	69023	L3			
13													
14													
15													
16													
17	01	AAE462 ABL1003			SET OF CONN ROD BIG END BRGS		1		69023	L3			
18	02	AAE457 ABL1002			S/A ROD & CAP BIG END BRGS		6		69023	L3			
19	03	10808784	A1		BIG END BRG FOR CAP		1	310BOC					
20	03	10808783 BBJ1011	A1		BIG END BRG FOR ROD		1	310BOC	69023	L3			
21		END											
22													
23													
24													
25													
26													
27													
28													
29													
30													
31													
32													
33													
34													
35													
36													
37													
38													
39													
40													
41													
42													
43													
44													
45													

28/3

CONTINUOUS DATAPRINT REF 3670

Jack + Bus  
Division

3-278  
14377  
12-01-77

UNIT SPEC

ESP35

ISSUE CODE

M3

RELEASE No.

SUFFIX

01/KRE - A'PNM' NO

01/2

UNIT SPECIFICATION

PAGE

68982 69023

DESC 51397

7

ALTERNATIVE PARTS AS FOLLOWS

MODIFICATION

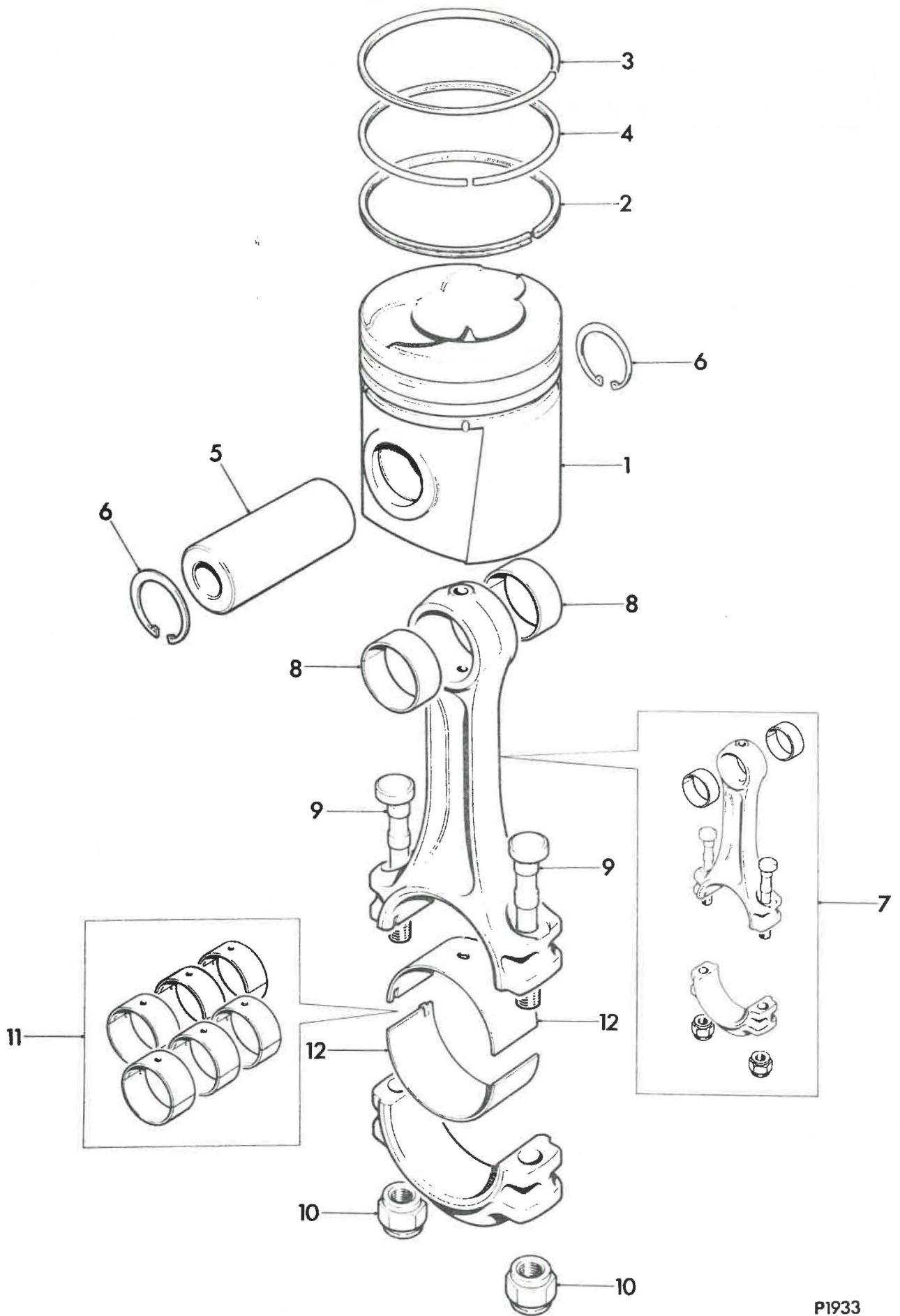
MODIFICATION CL  
Suffix changed = S  
Number off changed = N  
Part Number added = +  
Part Number deleted = -  
Suffix also changed = \*

LEYLAND ENGINEERING -- LEYLAND

LINE	LEV.	PART NUMBER	SUF.	DRG. SIZE	DESCRIPTION	R/S	No. OFF	MATERIAL SECTION CODE	MODIFICATION No.	GRADE	PART NUMBER AFFECTED	OLD No. OFF	MOD. CODE
1													
2	00	ESP35											
3													
4													
5	01	COMPUTER*1/ALTENESP35			ALTERNATIVE TO STANDARD ENGINE				51397 LS				-
6	02	<del>10008576 8831010</del>		A1	BIG END BRG		1	31480C	51397 69023 L3				-
7	02	<del>10007952</del>		3	BIG END BEARING		1	31480C	51397 LS				-
8													
9													
10	01	COMPUTER*2/ALTENESP35			ALTERNATIVE FOR SERVICE USE				51397 LS				-
11	02	<del>AAL8456 ABL1004</del>			S/A ROD & CAP BIG ENG BRGS		1	814 N	51397 69023 L3				-
12	03	<del>10007952</del>		3	BIG END BEARING		1	31480C	51397 LS				-
13	03	<del>10008576 8831010</del>		A1	BIG END BRG		1	31480C	51397 69023 L3				-
14													
15													
16													
17													
18	02	<del>AAL8461 ABL1005</del>			SET OF CONN ROD BIG END BRGS		1	814 N	51397 69023 L3				-
19	03	<del>AAL8456 ABL1004</del>			S/A ROD & CAP BIG ENG BRGS		6	814 N	51397 69023 L3				-
20	04	<del>10007952</del>		3	BIG END BEARING		1	31480C	51397 LS				-
21	04	<del>10008576 8831010</del>		A1	BIG END BRG		1	31480C	51397 69023 L3				-
22													
23													
24													
25													
26													
27													
28													
29													
30													
31													
32													
33													
34													
35													
36													
37													
38													
39													
40													
41													
42													
43													
44													
45													

DUOS DATAPRINT REF 3920

Illus. ref.	Part	Description	Quantity per unit
Sub Group A.4			
PISTONS AND CONNECTING RODS UNIT ECN.147			
1	PEJ0002	PISTON	1
2	AA0724	RING oil container sub assembly	1
3	RPJ1006	RING wedge compression	1
4	10807258	RING parallel compression	1
5	803102	PIN gudgeon	1
6	803133	CIRCLIP internal 1.75 bore	2
7	803135	ROD connecting sub assembly	1
8	802971	BUSH small end	2
9	801866	BOLT	2
10	801867	NUT	2
11	10806398	BEARING big end set comprises 6 pairs 10806397	1 set
12	10806397	BEARING big end sub assembly	1 pair





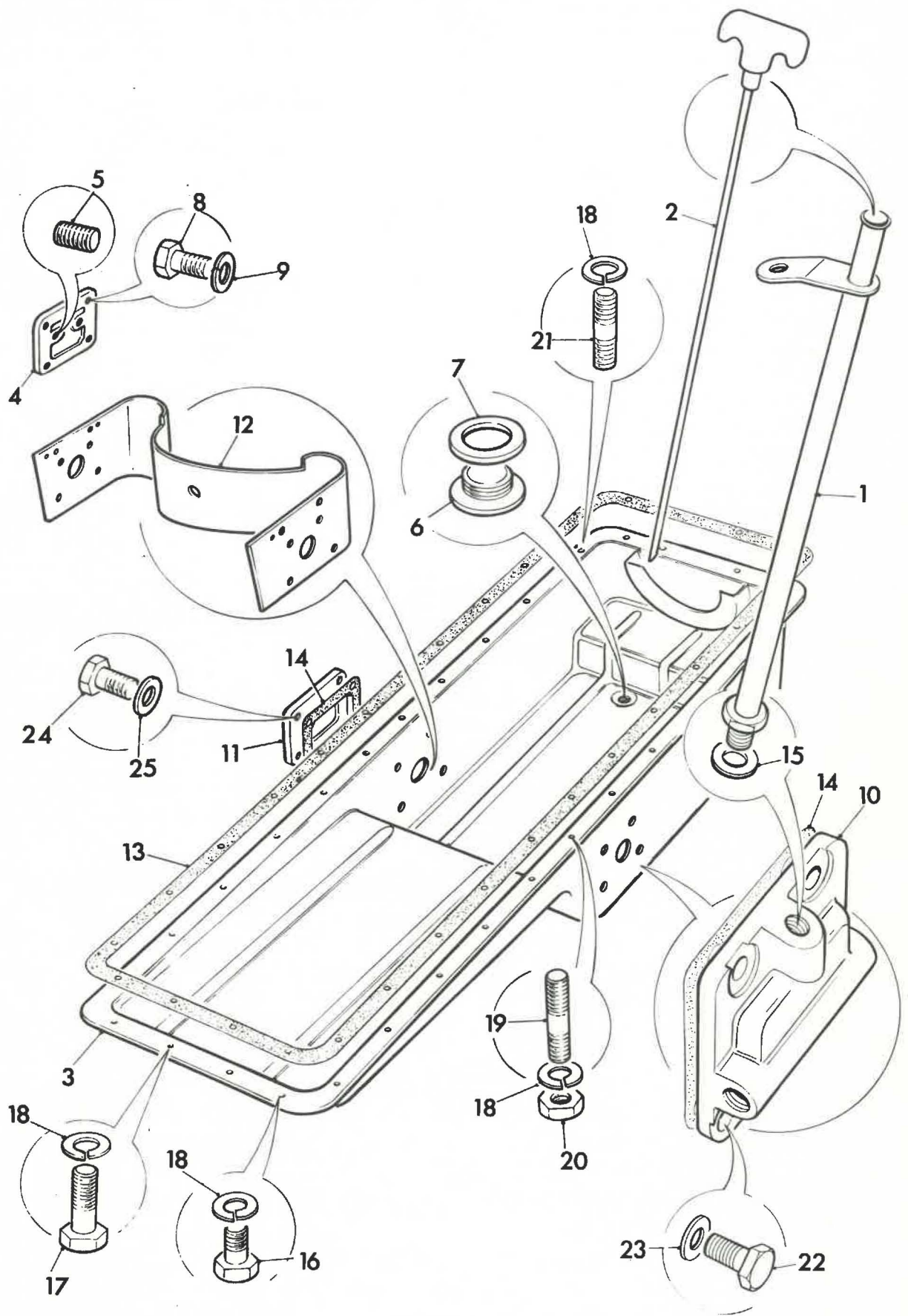
Illus. ref.	Part	Description	Quantity per unit
Sub Group A.4			
PISTONS AND CONNECTING RODS UNIT ECN.147			
	PEJ0002	PISTON	1
	AAL0724	RING oil container sub assembly	1
	RPJ1006	RING wedge compression	1
	10807258	RING parallel compression	1
	803102	PIN gudgeon	1
	803133	CIRCLIP internal 1.75 bore	2
	803135	ROD connecting sub assembly	1
	802971	BUSH small end	2
	801866	BOLT	2
	801867	NUT	2
	10806398	BEARING big end set comprises 6 pairs 10806397	1 set
	10806397	BEARING big end sub assembly	1 pair
<p><i>VANDER VEH VPQE Red. 10808783 CAP 10808784</i></p> <p><i>TO be replaced by BBJ 1011 sub assembly off 10808784</i></p> <p><i>BBJ one available See 500 Series engine Report 21.2.77</i></p> <p style="text-align: center;"><i>introduced</i></p> <p style="text-align: center;"><i>7751094</i></p>			



**SUMP**  
ES. 149  
PL 200089  
P1508

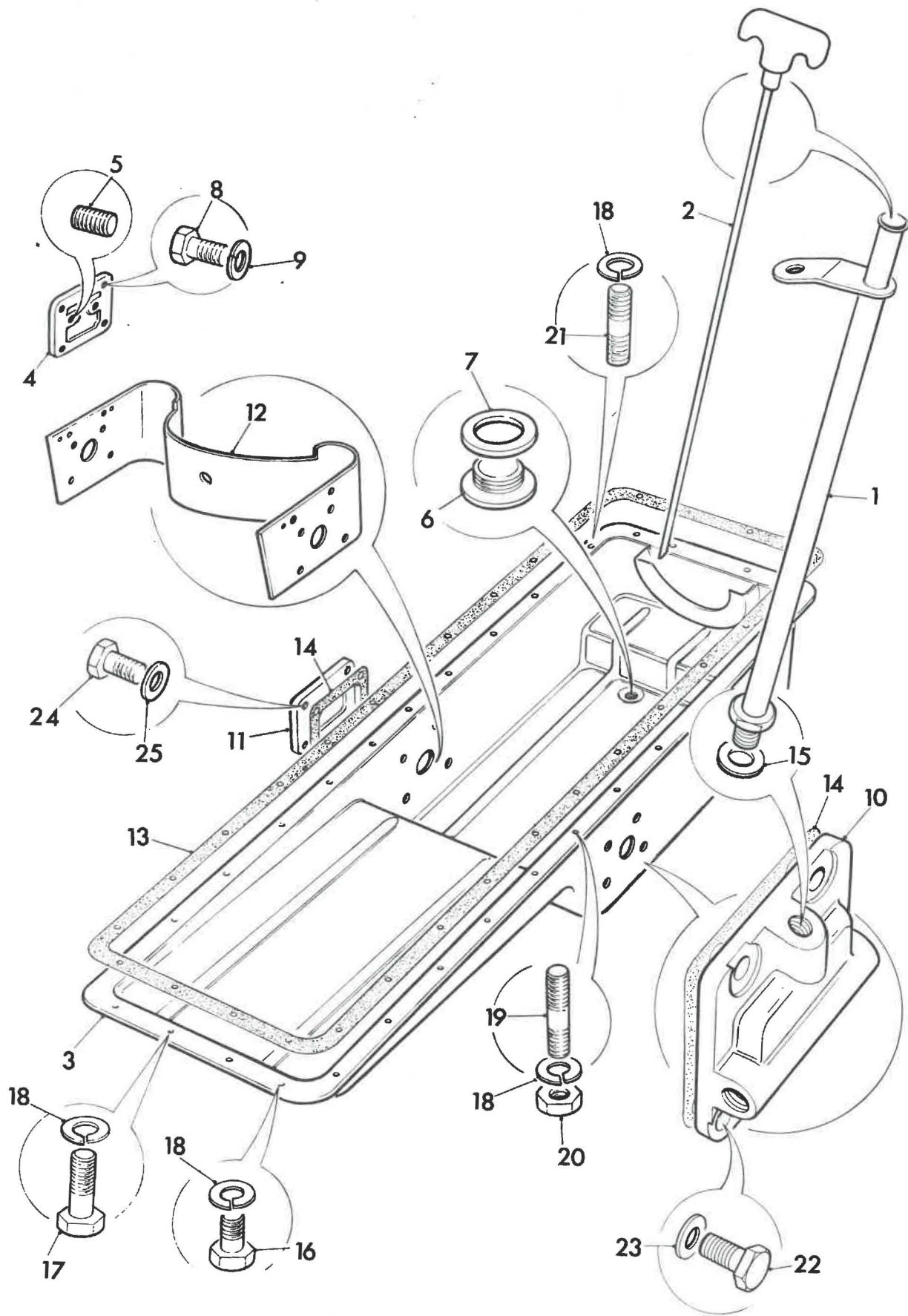
# SUMP

Illus. ref.	Part	Description	Quantity per unit
Sub Group A.6			
SUMP UNIT ES.149			
1	10807666	TUBE dipstick guide sub assembly	1
2	617027	DIPSTICK	1
3	802488	SUMP oil	1
4	10803397	PLATE mounting	2
5	10803387	INSERT thread	12
6	802687	PLUG core	1
7	802755	WASHER	1
8	SH108140	SCREW M8 x 1.25"	4
9	WL108000	WASHER lock M8	4
10	10807482	HOUSING dipstick	1
11	802746	PLATE cover	1
12	10803508	BAFFLE	1
13	802032	JOINT sump to crankcase	1
14	802749	JOINT dipstick housing and cover dipstick to sump	2
15	802066	WASHER dipstick tube to housing	1
16	SH110250	SCREW M10 x 1.50" )	26
17	SH110350	SCREW M10 x 1.50" )	2
18	WL110000	WASHER lock M10 ) Sump to	32
19	TE110040	STUD M10 x 1.50" ) crankcase	2
20	NH110040	NUT normal M10 x 1.50" )	4
21	TE110060	STUD M10 x 1.50" )	2
22	SH108250	SCREW M8 x 1.25" ) Dipstick housing	4
23	802062	WASHER ) to sump	4
24	SH108250	SCREW M8 x 1.25" ) Cover plate to	4
25	802062	WASHER ) sump	4



D301/A23

Illust. ref.	Part	Description	Quantity per unit
		Sub Group A.6	
		SUMP UNIT ES.149A	
1	10807666	TUBE dipstick guide sub assembly	1
2	617027	DIPSTICK	1
3	ZUJ1025	SUMP oil	1
4	10803397	PLATE mounting	2
5	10803387	INSERT thread	12
6	121975	PLUG	1
7	511365	WASHER	1
8	SH108141	SCREW 8 mm x 14 mm	4
9	WL108001	LOCKWASHER 8 mm	4
10	10807482	HOUSING dipstick	1
11	802746	PLATE cover	1
12	10803508	BAFFLE	1
13	802032	JOINT sump to crankcase	1
14	802749	JOINT dipstick housing and cover dipstick to sump	2
15	802066	WASHER dipstick tube to housing	1
16	SH110251	SCREW 10 mm x 25 mm )	20
17	BH110071	BOLT 10 mm x 35 mm )	8
18	WL110001	LOCKWASHER 10 mm ) Sump to	32
19	TE110041	STUD 10 mm ) crankcase	2
20	NH110041	NUT 10 mm )	4
21	TE110061	STUD 10 mm )	2
22	SH108251	SCREW 8 mm x 25 mm ) Dipstick housing	4
23	802062	WASHER ) to sump	4
24	SH108251	SCREW 8 mm x 25 mm ) Cover plate	4
25	802062	WASHER ) to sump	4
	9545	PLUG ) Dipstick	1
	X42628	WASHER ) housing	1



Illus. ref.	Part	Description	Quantity per unit
Sub Group A.7			
WATER PUMP UNIT EWP.177/2			
All parts as quoted on unit specification EWP.177 with the following exceptions:			
REPLACEMENT PARTS			
	AAL0713	PUMP water assembly replaces 10807015 and comprises all parts the same with the following exceptions:	1
	EWJ0001	ELBOW inlet replaces 802095	1
	BH108121	BOLT 8 mm x 1.25 replaces BH108161 ) Inlet elbow	2
	SH108200	SCREW 8 mm x 1.25 replaces SH108250 ) to casing	2
	BH108141	BOLT 8 mm x 1.25 ) Replace BH108111 quantity 5 on pump to gear cover	2
	BH108221		1
	BH108181		1
	BH108161		1



**Leyparts**

**WATER PUMP**

**EWP.177**

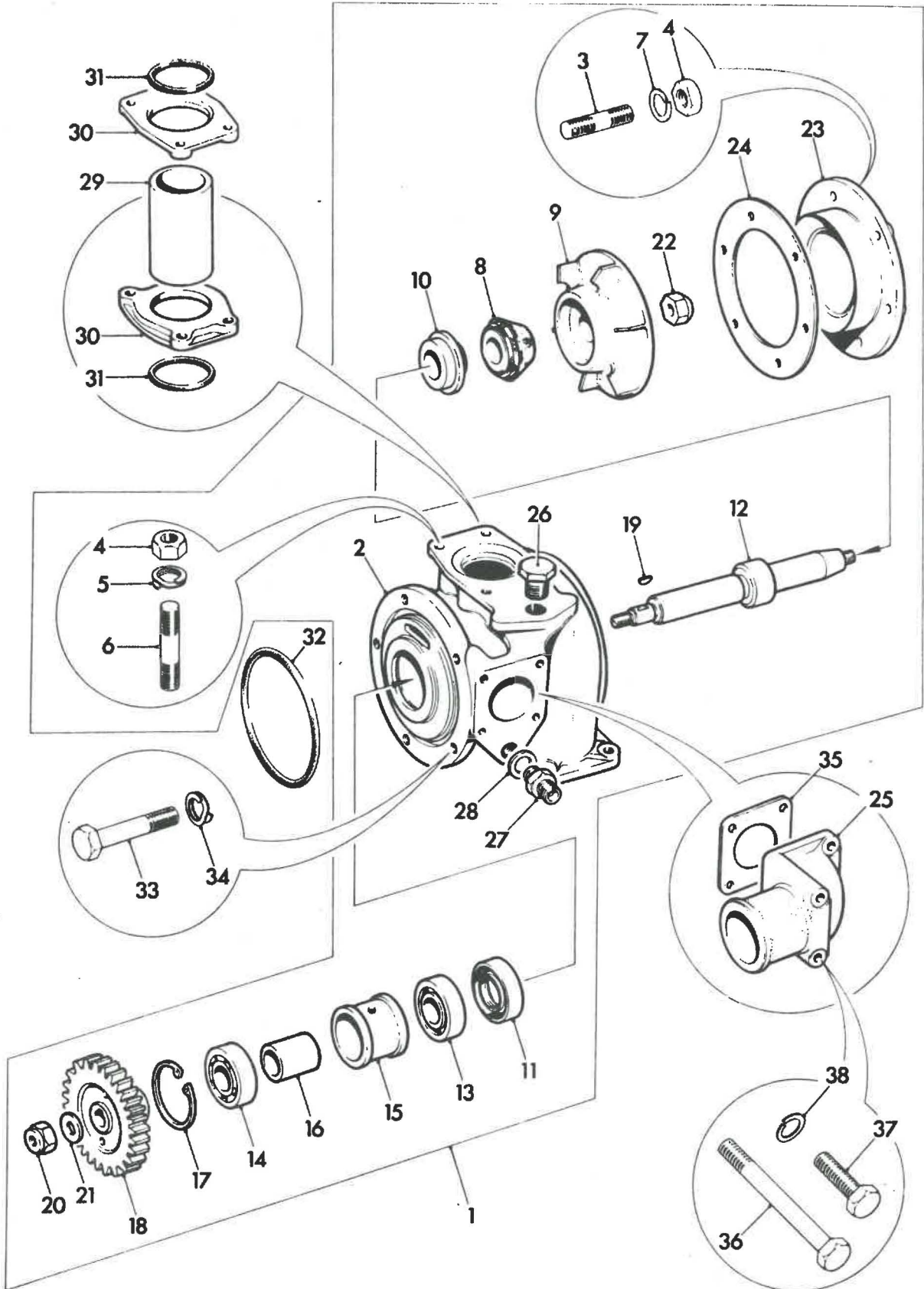
**PL 106941**

# WATER PUMP

Illus. ref.	Part	Description	Quantity per unit
Sub Group A.7			
WATER PUMP UNIT EWP.177			
1	10807015	PUMP water assembly	1
2	10807003	CASING water pump	1
3	801706/18	STUD	6
4	801672	NUT 8 mm	10
5	801684	WASHER spring	4
6	801706/30	STUD 8 mm	4
7	801661	WASHER 8 mm	6
8	801069	INSERT ceramic sub assembly	1
9	802042	IMPELLER	1
10	802176	SEAL water pump sub assembly	1
11	802495	SEAL oil	1
12	802037	SHAFT driving	1
13	802022	BEARING ball	1
14	802023	BEARING roller	1
15	802004	DISTANCE PIECE outer	1
16	802003	DISTANCE PIECE inner	1
17	802027	CIRCLIP	1
18	801983	GEAR driving	1
19	801940	KEY	1
20	10803454	NUT 12 mm x 1.75"	1
21	801651	WASHER	1
22	802018	NUT special for impeller	1
23	802055	COVER end	1
24	802056	JOINT	1
25	802095	ELBOW inlet	1
26	13834	PLUG drain 1/2" B.S.P.	1
27	10807008	ADAPTER	1
28	X42629	WASHER	1
29	802090	PIPE by-pass	1
30	801775	FLANGE	2
31	801776	O-RING for flange	2
32	802378	O-RING pump to backplate	1
33	BH108111	BOLT M8 x 1.25" ) Pump to gearplate	5
34	801684	WASHER spring ) and cover	5

Illus. ref.	Part	Description	Quantity per unit
35	802096	JOINT )	1
36	BH108161	BOLT M8 x 1.25 ) Inlet elbow to	2
37	SH108250	SCREW M8 ) casing	2
38	801661	WASHER 8 mm )	4

06/90

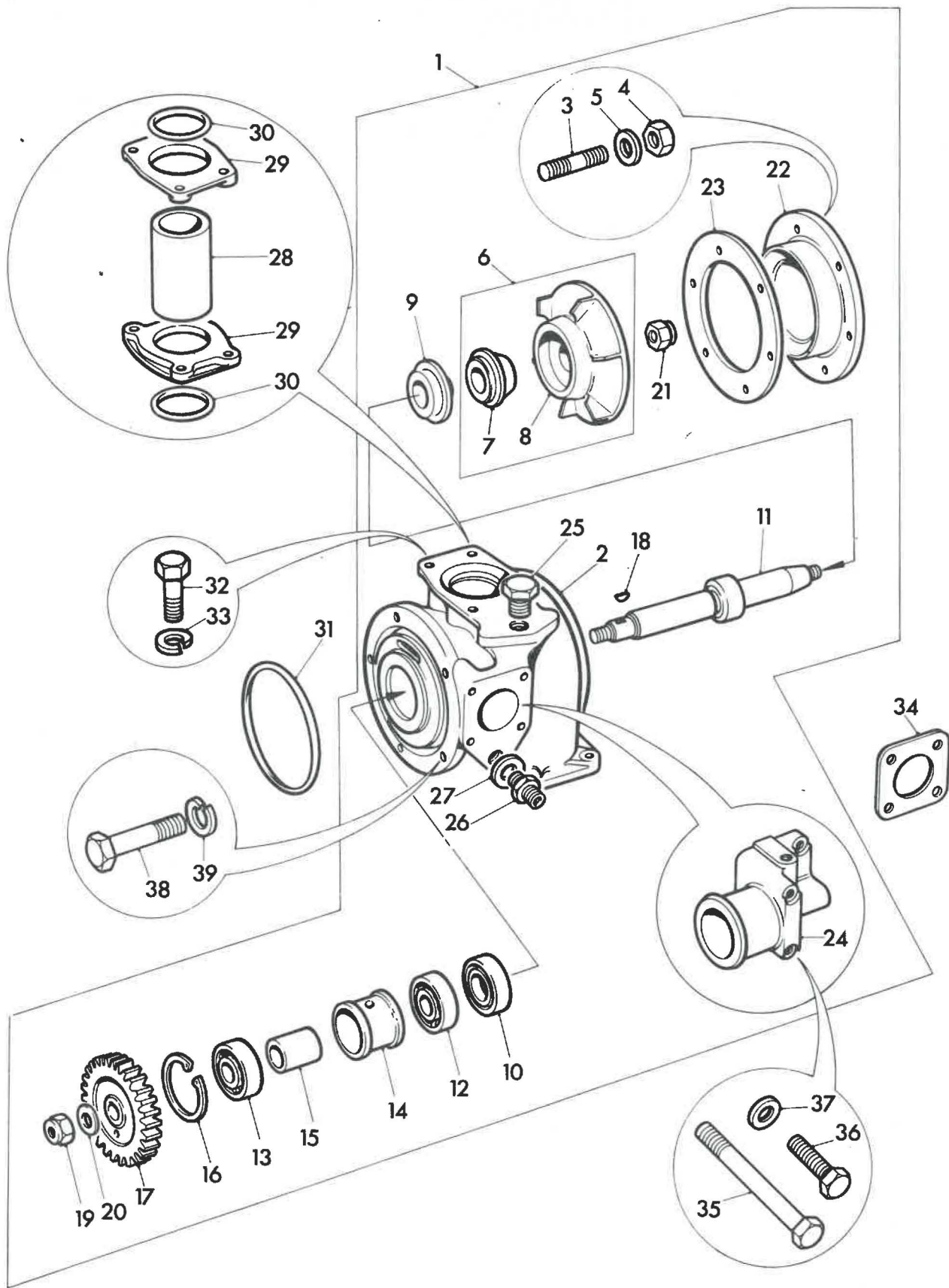


D301/A25

Illust. ref.	Part	Description	Quantity per unit
		Sub Group A.7	
		WATER PUMP UNIT EWP.178/3	
		All parts as quoted on unit specification EWP.178 with the following exceptions:	
		REPLACEMENT PARTS	
	AAL1850	PUMP water assembly replaces 10807018 and comprises the same parts with the following exceptions	1
	EWJ0001	ELBOW inlet replaces 10808409	1
	13834	PLUG drain 1/2" B.S.P. deleted	1
	BH108121	BOLT 8 mm x 60 mm replaces ) BH108161 ) Inlet elbow	2
	SH108201	SCREW 8 mm x 20 mm replaces ) SH108251 ) to water pump casing	2
	BH108141	BOLT 8 mm x 70 mm replaces ) BH108111 ) Water pump	4
	BH108161	BOLT 8 mm x 80 mm replaces ) BH108111 ) to gear cover	1

D301/A19

Illust. ref.	Part	Description	Quantity per unit
		Sub Group A.7	
		WATER PUMP UNIT EWP.178	
1	10807018	PUMP water assembly	1
2	10807003	CASING water pump	1
3	801706/18	STUD	6
4	NH108041	NUT 8 mm	6
5	WL108001	LOCKWASHER 8 mm	6
6	802094	IMPELLER assembly	1
7	801069	INSERT ceramic sub assembly	1
8	802042	IMPELLER	1
9	AAU5307	SEAL water pump sub assembly	1
10	802495	SEAL oil	1
11	802037	SHAFT driving	1
12	802022	BALL bearing	1
13	802023	ROLLER bearing	1
14	802004	DISTANCE PIECE outer	1
15	802003	DISTANCE PIECE inner	1
16	802027	CIRCLIP internal	1
17	801983	GEAR driving	1
18	801940	KEY	1
19	NV112041	NUT 12 mm torque	1
20	801651	WASHER	1
21	802018	NUT for impeller	1
22	802055	COVER end	1
23	802056	JOINT	1
24	10808409	ELBOW inlet	1
25	13834	PLUG drain 1/2" B.S.P.	2
26	10807008	ADAPTER	1
27	X42629	WASHER	1
28	802090	PIPE by-pass	1
29	801775	FLANGE	2
30	801776	O-RING for flange	2
31	802378	O-RING pump to backplate	1
32	BH108111	BOLT 8 mm x 55 mm ) Pump to gear	5
33	WS108001	WASHER 8 mm spring ) plate and cover	5
34	802096	JOINT )	1
35	BH108161	BOLT 8 mm x 80 mm ) Inlet elbow	2
36	SH108251	SCREW 8 mm ) to casing	2
37	WL108001	LOCKWASHER 8 mm )	4
38	BH108061	BOLT 8 mm x 30 mm ) Flange to	4
39	WS108001	WASHER 8 mm spring ) water pump	4



P2228

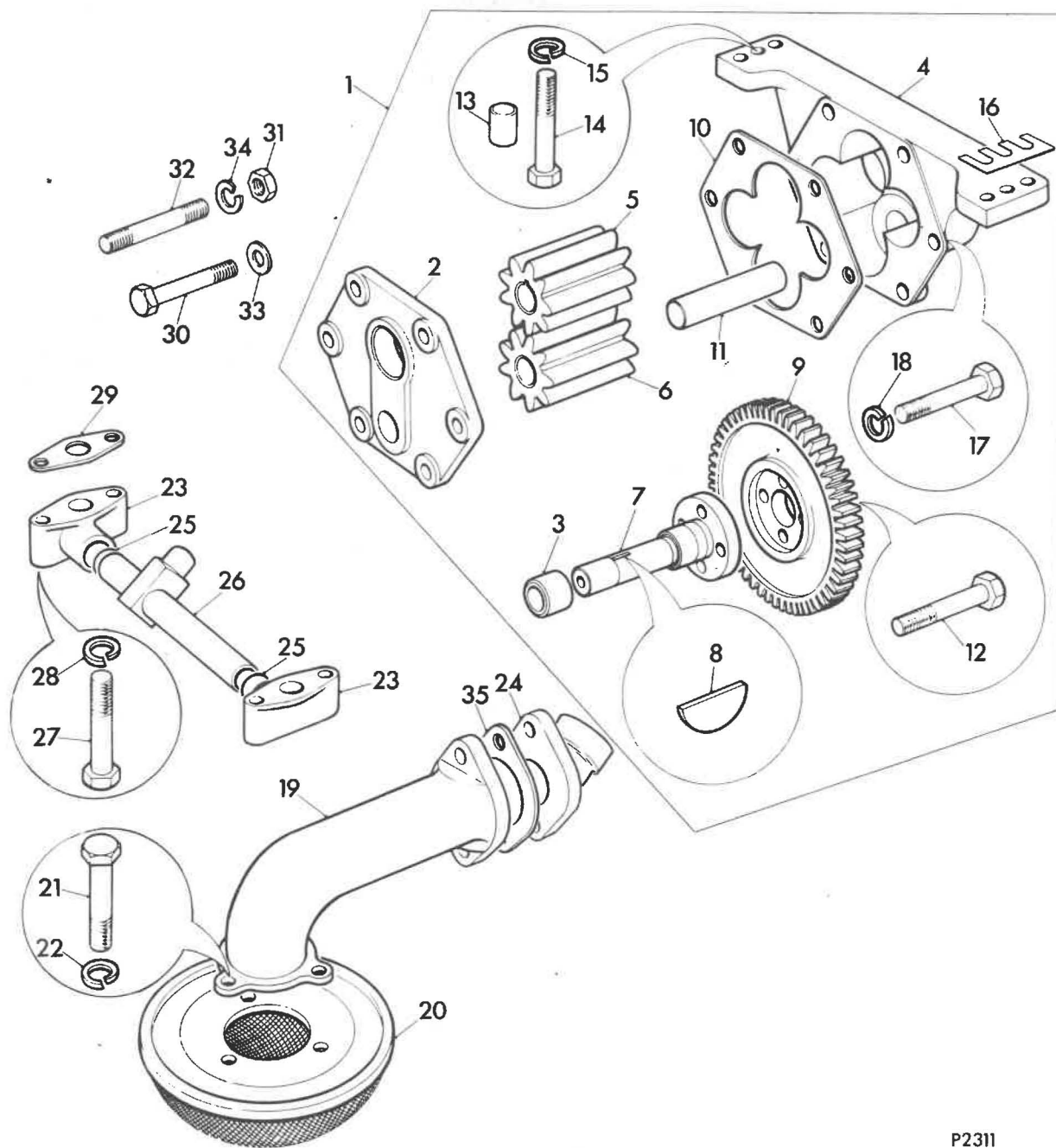
Illus. ref.	Part	Description	Quantity per unit
Sub Group A.8			
OIL PUMP UNIT EOP.91			
	802072	PUMP oil assembly	1
	801820	BODY oil pump	1
	801806	BUSH	1
	801814	GEAR pump driven	1
	801815	GEAR pump idler	1
	801843	SHAFT driving	1
	801941	KEY	1
	10808080	GEAR driving	1
	801819	COVER oil pump	1
	801840	JOINT cover to pump body	1
	10805854	PLATE mounting	1
	801846	DOWEL pump body to mounting plate	2
	801807	SPINDLE idler gear	1
	10808431/16	SCREW driving gear to driving shaft	4
	801695/20	BOLT 8 mm oil pump cover to body	6
	WL108000	WASHER lock 8 mm	6
	801696/30	BOLT 10 mm ) Oil pump to	4
	WL110000	WASHER lock 10 mm ) mounting plate	4
	802078	BRANCH suction	1
	802476	FILTER suction	1
	801695/20	BOLT 8 mm suction filter to branch	3
	WS108000	WASHER spring 8 mm	3
	10807919	PIPE oil supply sub assembly	1
	803063	JOINT delivery pipe to crankcase	2
	803178	JOINT suction branch to pump	1
	801839	JOINT delivery pipe to pump	1
	801846	DOWEL support plate to crankcase	2
	801695/25	BOLT 8 mm suction branch to pump	4
	WS108000	WASHER spring 8 mm	4
	801695/25	BOLT 8 mm delivery pipe to pump	4
	WL108000	WASHER lock 8 mm	4
	801695/40	BOLT 8 mm delivery pipes to crankcase	4
	WL108000	WASHER lock 8 mm	4
	801696/30	BOLT 10 mm mounting plate to crankcase	4
	WL110000	WASHER lock 10 mm	4
	10805751	ELBOW	2
	10805752	FLANGE pipe	1
	10804531	O-RING	2

Illus. ref.	Part	Description	Quantity per unit
Sub Group A.8			
OIL PUMP UNIT EOP.104			
	10807699	PUMP oil assembly	1
	10806060	COVER oil pump	1
	801806	BUSH	1
	10806059	BODY oil pump	1
	10806064	GEAR pump driven	1
	10806065	GEAR pump idler	1
	801843	SHAFT driving	1
	801941	KEY	1
	10808080	GEAR driving	1
	10806066	JOINT	1
	801807	SPINDLE idler gear	1
	10808431/16	SCREW 8 mm	4
	801846	DOWEL )	2
	SH110300	SCREW 10 mm x 1.50 ) Pump body to	4
	WL110001	WASHER lock 10 mm ) crankcase	4
	10806975	SHIM )	as req'd
	SH108250	SCREW 8 mm x 1.25 ) Oil pump cover	6
	WL108001	WASHER lock 8 mm ) to body	6
	10807354	BRANCH suction	1
	802476	FILTER suction	1
	SH108200	SCREW 8 mm x 1.25	3
	WS108001	WASHER spring	3
	10805751	ELBOW	2
	10806063	FLANGE pipe	1
	CAL6001	O-RING	3
	10808067	PIPE oil supply sub assembly	1
	BH108081	BOLT 8 mm x 1.25 )	4
	WL108001	WASHER lock 8 mm ) Elbows to	4
	803063	JOINT ) crankcase	2
	SH108200	SCREW 8 mm x 1.25 )	3
	NH108040	NUT normal 8 mm x 1.25 )	1
	TE108040	STUD 8 mm x 1.25 ) Pipes to	1
	WA108050	WASHER plain 8 mm ) pump body	3
	WL108001	WASHER lock 8 mm )	1
	10806067	JOINT )	2

D301/A16

Illust. ref.	Part	Description	Quantity per unit
Sub Group A.8			
OIL PUMP UNIT EOP.104A			
1	AAL8069	PUMP oil assembly	1
2	CPJ1005	COVER oil pump	1
3	801806	BUSH	1
4	BNJ1005	BODY oil pump	1
5	10806064	GEAR pump driven	1
6	10806065	GEAR pump idler	1
7	ZPJ1006	SHAFT driving	1
8	801941	KEY	1
9	10808080	GEAR driving	1
10	10806066	JOINT	1
11	ZEJ1009	SPINDLE idler gear	1
12	10808431/16	SCREW 8 mm	4
13	801846	DOWEL )	2
14	SH110301	SCREW 8 mm x 30 mm ) Pump body	4
15	WL110001	LOCKWASHER 8 mm ) to crankcase	4
16	10806975/2	SHIM	as reqd
	10806975/3	SHIM	"
	10806975/5	SHIM	"
	10806975/10	SHIM	"
	10806975/15	SHIM	"
	10806975/20	SHIM	"
17	SH108251	SCREW 8 mm x 25 mm ) Oil pump cover	6
18	WL108001	LOCKWASHER 8 mm ) to body	6
19	10807354	BRANCH suction	1
20	802476	FILTER suction	1
21	SH108201	SCREW 8 mm x 20 mm	3
22	WS108001	WASHER 8 mm spring	3
23	10805751	ELBOW	2
24	10806063	FLANGE pipe	1
25	CAL6003	O-RING	3
26	10808067	PIPE oil supply sub assembly	1
27	BH108081	BOLT 8 mm x 40 mm ) Elbows to	4
28	WL108001	LOCKWASHER 8 mm ) crankcase	4
29	803063	JOINT )	2

Illust. ref.	Part	Description	Quantity per unit
30	SH108201	SCREW 8 mm x 20 mm )	3
31	NH108041	NUT 8 mm )	1
32	TE108041	STUD 8 mm ) Pipes to	1
33	WA108051	WASHER 8 mm ) pump body	3
34	WL108001	LOCKWASHER 8 mm )	1
35	10806067	JOINT )	2



P2311

Illus. ref.	Part	Description	Quantity per unit
Sub Group A.9			
FUEL PUMP UNIT EFP.280			
	FPJ1004	PUMP fuel assembly CAV comprising: PUMP fuel NNL6H 100/437K GOVERNOR LWEB 7R <del>X</del> (180-1001) PUMP lift DFP 3/79 8	1
	10807283	FLANGE coupling	1
	10804025 802065	ADAPTER ) WASHER ) Oil feed	1 1
	CAL2763 802067	BOLT banjo ) WASHER ) Oil drain	1 1
	10807828 803198	PLUG ) Boost control WASHER ) blank fuel pump	1 1
	WAL1675	PIPE sub assembly No. 1 injection	1
	WAL1676	PIPE sub assembly No. 2 injection	1
	WAL1677	PIPE sub assembly No. 3 injection	1
	WAL1678	PIPE sub assembly No. 4 injection	1
	WAL1679	PIPE sub assembly No. 5 injection	1
	WAL1680	PIPE sub assembly No. 6 injection	1
	WAL1582	PIPE sub assembly oil feed fuel pump and compressor	1
	WAL1584	PIPE sub assembly fuel pump oil drain	1
	WAL1583	PIPE vent sub assembly	1
	WAL1681	PIPE fuel sub assembly pump to filter	1
	WAL1682	PIPE fuel sub assembly filter to pump	1
	10806767	COUPLING sub assembly ABL3499	1
	10808955	FLANGE drive	1
	BH108121	BOLT 8 mm x 1.25	2
	WL108001	WASHER lock 8 mm	2
	NH108040	NUT normal 8 mm x 1.25	2
	X31724	PLATE driving	6
	10806476/20	COUPLING	1
	10806019	BOLT 10 mm x 43	2
	10807417	SCREW 10 mm x 18	4
	10803453	NUT 10 mm	2
	WF110001	WASHER lock 10 mm Shakeproof	4
	10806478	SLEEVE	8
	10806479	WASHER special	8
	CAL5172	SHIM	1

Illus. ref.	Part	Description	Quantity per unit
	10805663TMI	BRACKET fuel pump	1
	SH110250	SCREW 10 mm x 1.50 )	6
	WL110001	WASHER lock 10 mm ) Bracket to crankcase	6
	802785	DOWEL )	2
	BH110381	BOLT 10 mm x 1.5 )	2
	WS110001	WASHER spring 10 mm ) Pump to bracket	4
	10806114	BOLT 10 mm x 45 fitted )	2
	10807284	BRACKET timing )	1
	10805341	CYLINDER throttle control assembly	1
	EBJ0002	BRACKET throttle cylinder support	1
	LKJ0002	CONTROL lever	1
	10804353	PIN )	1
	10804354	E-CLIP ) Throttle cylinder to bracket	2
	SH108200	SCREW 8 mm x 1.25 ) Bracket to	3
	WL108000	WASHER lock 8 mm ) front gearplate	3
	BH105041	BOLT 5 mm x 0.8 )	1
	WL105001	WASHER spring 5 mm ) Lever to spindle	1
	10803690	JAW-END )	1
	NH108040	NUT normal 8 mm x 1.25 ) Lever to	1
	10803722	PIN ) throttle cylinder	1
	WA106040	WASHER )	1
	PS604050	SPLIT-PIN )	1
	10805839	SOLENOID assembly	1
	CAL1234	BRACKET stop solenoid	1
	MBJ0019	BRACKET return spring	1
	CAL2857	COVER terminal	1
	NT108040	NUT thin 8 mm x 1.25 )	1
	NH106040	NUT normal 6 mm x 1.00 )	1
	10805339	JAW END ) Solenoid to	1
	802730	PIN ) pump	1
	801647	WASHER )	1
	PS604050	SPLIT-PIN )	1
	CAL2079	ROD control )	1
	246797	SPRING )	1
	10806132	BRACKET anchor spring )	1

Illus. ref.	Part	Description	Quantity per unit
	SH108200	SCREW 8 mm x 1.25 ) Bracket to	1
	SH108250	SCREW 8 mm x 1.25 ) throttle cylinder	1
	NH108040	NUT normal 8 mm x 1.25 ) bracket	1
	WL108000	WASHER lock 8 mm )	2
	SH404040	SCREW 1/4" B.S.F. ) Return spring	2
	WL600041	WASHER lock ) bracket to pump	2
	802708	CLAMP )	2
	802707	GROMMET ) Injection pipes clamping	8
	10805933	CLAMP )	2
	802045	PLUG ) Boost control	1
	802063	WASHER ) blank manifold	1
	10805007	ADAPTER union ) Fuel pump drain	1
	802066	WASHER ) dipstick housing	1
	802708	CLAMP )	2
	802707	CLAMP )	6
	10807267	PLATE ) Injection pipes	2
	BH106061	BOLT 6 mm ) clamping	4
	WL106001	WASHER )	4
	NH106040	NUT )	4



INJECTOR  
N.106/1  
PL 106797/1

Illus. ref.	Part	Description	Quantity per unit
		Sub Group A.10	
		INJECTOR UNIT N.106/1	
		All parts as quoted on unit specification N.106 with the following exceptions:	
		REPLACEMENT PARTS	
	AAL0689	NOZZLE assembly replaces 10806769 and comprises the same parts with the following exceptions:	6
	NJJ0003	NOZZLE replaces 10803749	6
	WAL2156	PIPE leak off sub assembly replaces 10806405	1
	WAL0565	PIPE sub assembly reservoir to bleed replaces 10804566	1
	WAL2162	PIPE sub assembly reservoir to thermostart replaces 10804567	1
		ADDITIONAL PARTS	
	WAL2160	PIPE leak off sub-assembly reservoir to filter	1
	CAL5476	BOLT banjo	10
	802063	WASHER	22

Illus. ref.	Part	Description	Quantity per unit
Sub Group A.10			
INJECTOR UNIT N.106			
	10806769	NOZZLE assembly	6
	10806771	HOLDER nozzle	6
	10803753	VALVE needle	6
	802619	ADAPTER inlet	6
	801885	WASHER	6
	10804458	PLUG	6
	801927	WASHER valve spring adjustment	6
	10807213	SPRING injector valve	6
	10618284	WASHER adjustment needle valve	6
	801769	NUT nozzle to holder	6
	10803749	NOZZLE	6
	801771	WASHER nozzle seating	6
	10807932	STUD injector	12
	NH108040	NUT 8 mm	12
	10807931	FERRULE injector	12
	10806173	SPRING injector clamping	12
	10806194	PLATE locking	12
	10808585	ADAPTER union	1
	801664	WASHER spring	1
	803091	NUT	1
		) To rear	
		) gear plate	
	10808586	BOLT banjo special	1
	802065	WASHER copper	2
	10804619	RESERVOIR fuel sub assembly	1
	10806134	ADAPTER insulating	1
	10900777	TERMINAL	1
	10620556	THERMOSTART	1
	10806405	PIPE leak off sub assembly	1
	10804492	CLIP	1
	10804566	PIPE sub assembly reservoir to bleed	1
	10804567	PIPE sub assembly reservoir to thermostart	1
	SH106120	SCREW 6 mm coarse	2
	801659	WASHER spring	2
	NH106040	NUT 6 mm	2
		) Clip to bracket	
	WAL2161	PIPE 3/16" sub assembly reservoir to adapter	1

1.106  
106797



Illus. ref.	Part	Description	Quantity per unit
	CAL5476 802063	BOLT banjo ) Leak-off pipe WASHER ) to reservoir	1 2



D301/B01

Illust. ref.	Part	Description	Quantity per unit
		Sub Group A.10A	
		FUEL INJECTION EQUIPMENT UNIT FIE.30/1	
		All parts as quoted on unit specification FIE.30 with the following exceptions:	
		REPLACEMENT PARTS	
	801771	WASHER replaces 10805920	6
		ADDITIONAL PARTS	
	10806758	SLEEVE injector	6
	GS104041	GRUB SCREW 4 mm	12



D301/A02

Illust. ref.	Part	Description	Quantity per unit
Sub Group A.10A			
FUEL INJECTION EQUIPMENT UNIT FIE.30A			
1	.10805409	FILTER fuel sub assembly	1
2	ACU1446	FILTER fuel	1
3	609461	PLUG	2
4	609462	WASHER	2
5	10805441	ADAPTER leak-off	1
6	802063	WASHER	1
7	601980	ELEMENT	2
8	146855	WASHER ) Numbers 3 and	2
9	803090	ADAPTER ) 4 ports	2
10	10621826	TAP stop ) Fuel oil pipe	1
11	239098	WASHER ) filter to pump	2
12	233512	ADAPTER union )	1
13	BH110081	BOLT 10 mm x 40 mm ) Agglomerator	2
14	WL110001	LOCKWASHER 10 mm ) to bracket	2
15	NH110041	NUT 10 mm )	2
16	WAL1674	BRACKET fuel filter sub assembly	1
17	10807835/3	INJECTOR 17 mm	6
18	10805920	WASHER	6
19	802800	OLIVE	6
20	10807888	NUT union	6
21	10806246	CLAMP	6
22	10808615	STUD injector	12
23	NH108041	NUT 8 mm	12
24	NJJ1020	FERRULE injector	12
25	10806173	SPRING clamping injector	12
26	NJJ1021	PLATE locking	12
	NJJ1019	WASHER	12
27	WAL2109	PIPE leak-off sub assembly nozzle to reservoir	1
28	CAL5476	BOLT banjo	1
29	802063	WASHER	2
30	AAU1104	PUMP fuel assembly CAV comprising	1
31		FUEL PUMP>NNL64100/437K	
32		GOVERNOR LWEB 8R9 (180-1001)	
33		LIFT PUMP DFP.3/79	

H

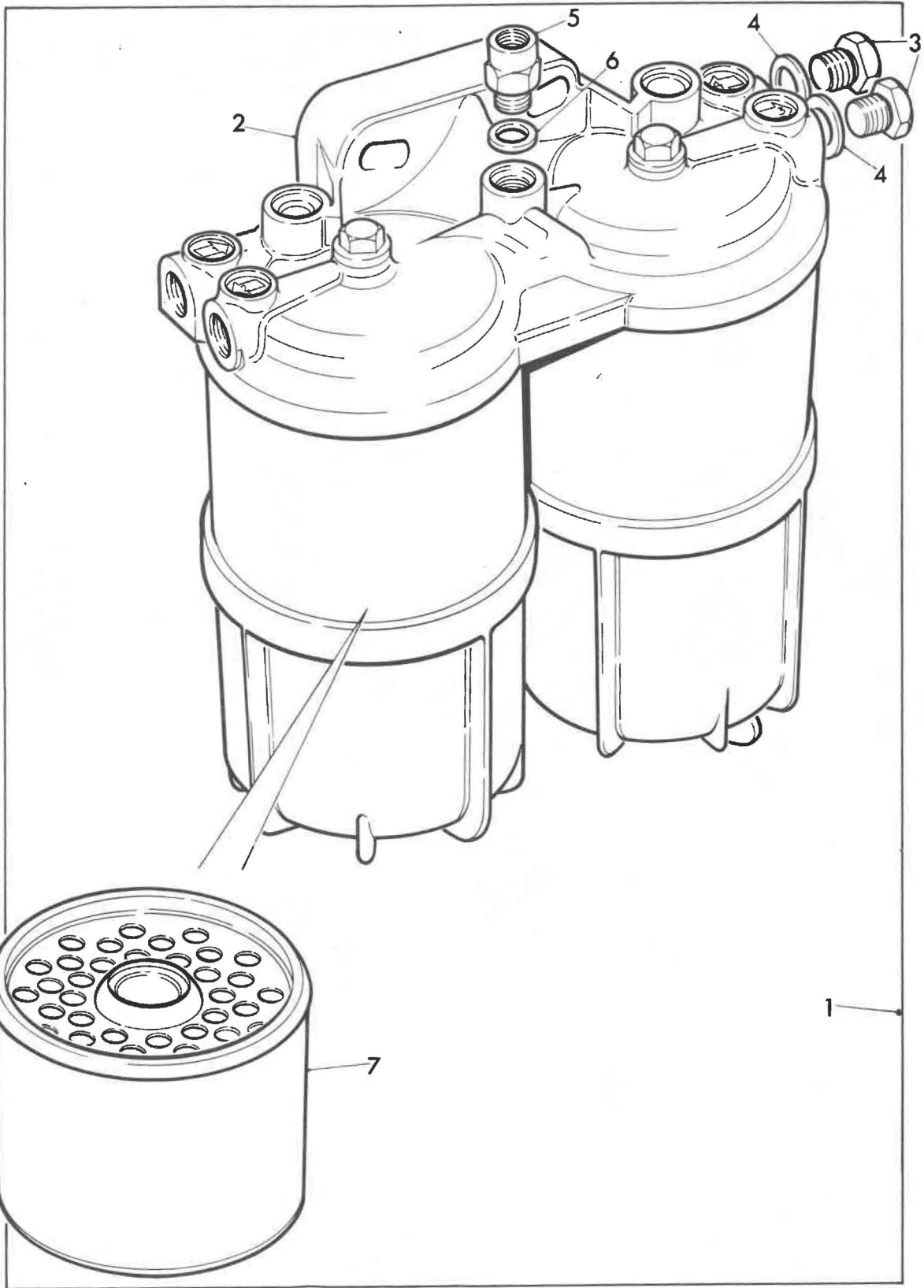
10

Illust. ref.	Part	Description	Quantity per unit
34	10807283	FLANGE coupling	1
35	10804025	ADAPTER )	1
36	802065	WASHER ) Oil feed	1
37	CAL2763	BOLT banjo )	1
38	802067	WASHER ) Oil drain	1
39	10807828	PLUG ) Boost control blank	1
40	803198	WASHER ) fuel pump	1
41	WAL1720	PIPE sub assembly No.1 injection	1
42	WAL1721	PIPE sub assembly No.2 injection	1
43	WAL1722	PIPE sub assembly No.3 injection	1
44	WAL1723	PIPE sub assembly No.4 injection	1
45	WAL1724	PIPE sub assembly No.5 injection	1
46	WAL1725	PIPE sub assembly No.6 injection	1
47	WAL1582	PIPE sub assembly oil feed fuel pump and compressor	1
48	WAL1584	PIPE sub assembly fuel pump oil drain	1
49	WAL1583	PIPE vent sub assembly	1
50	WAL1681	PIPE fuel sub assembly pump to filter	1
51	WAL1682	PIPE fuel sub assembly filter to pump	1
52	ABL3499	<i>was 10806767</i> COUPLING sub assembly	1
53	10808955	FLANGE drive	1
54	BH108121	BOLT 8 mm x 60 mm	2
55	WL108001	LOCKWASHER 8 mm	2
56	NH108041	NUT 8 mm	2
57	X31724	PLATE driving	6
58	CNJ1009	COUPLING <i>was 10806476/20</i>	1
59	10806019	BOLT 10 mm x 43 mm	2
60	10807417	SCREW 10 mm x 18 mm	4
61	NV110041	NUT 10 mm torque	2
62	WF110001	WASHER 10 mm Shakeproof	4
63	10806478	SLEEVE	8
64	10806479	WASHER special	8
65	CAL5172	SHIM	1
66	10807383	BRACKET fuel pump	1
67	SH110251	SCREW 10 mm x 25 mm )	6
68	WL110001	LOCKWASHER 10 mm ) Bracket to	6
69	802785	DOWEL ) crankcase	2

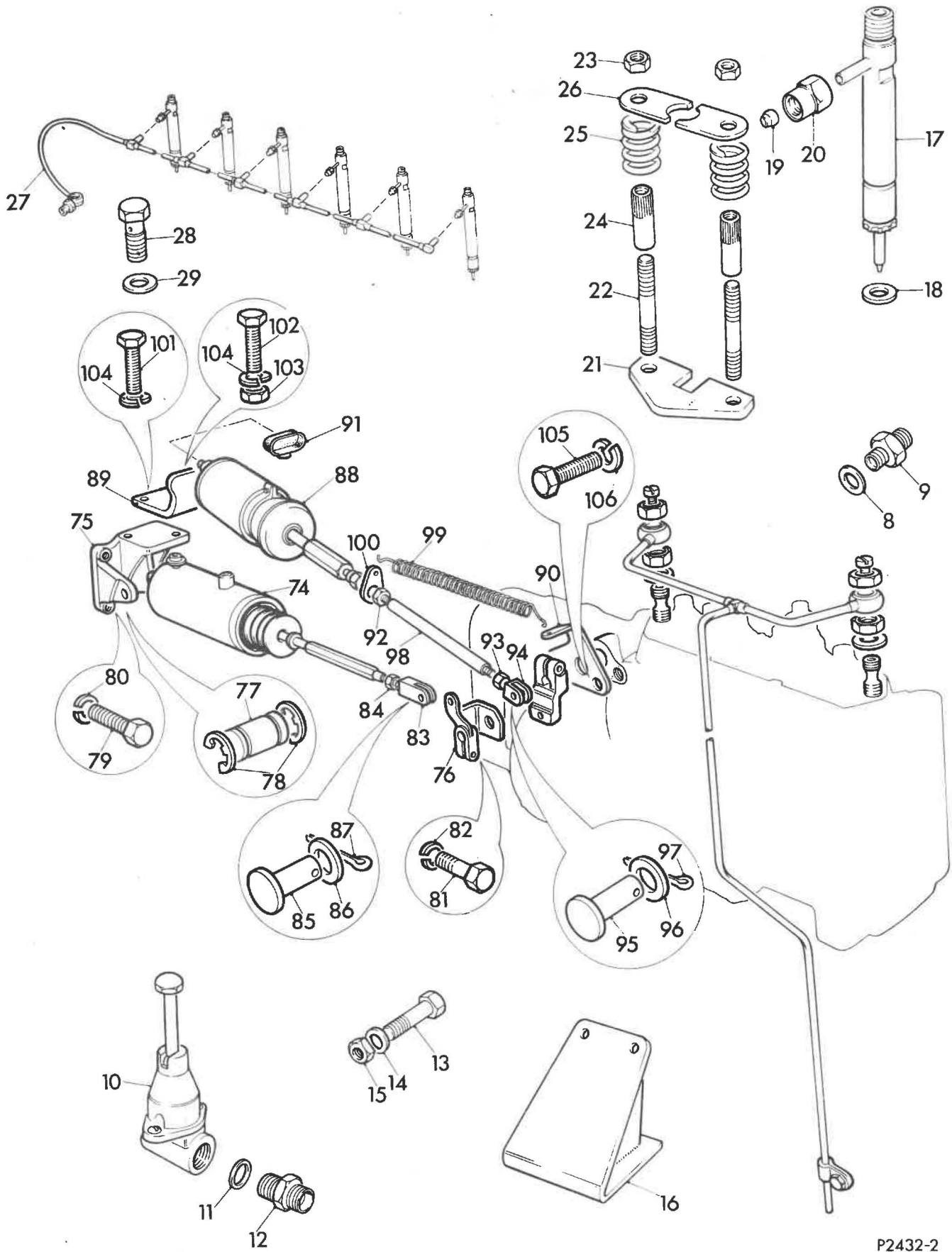
**D301/A04**

<b>Illust. ref.</b>	<b>Part</b>	<b>Description</b>	<b>Quantity per unit</b>
70	10806114	BOLT 10 mm x 45 mm )	2
71	WS110001	WASHER 10 mm spring ) Pump to	4
72	BH110381	BOLT 10 mm x 190 mm ) bracket	2
73	10807284	BRACKET timing )	1
74	10805341	CYLINDER throttle control ) assembly ) For air	1
75	EBJ0002	BRACKET throttle cylinder ) throttle support ) cylinder	1
76	LKJ0002	CONTROL lever )	1
77	10804353	PIN ) Throttle cylinder	1
78	10804354	E-CLIP ) to bracket	2
79	SH108201	SCREW 8 mm x 20 mm ) Bracket to	3
80	WL108001	LOCKWASHER 8 mm ) front gear plate	3
81	BH105041	BOLT 5 mm x 20 mm ) Lever to	1
82	WL105001	LOCKWASHER 5 mm ) spindle	1
83	10803690	JAW-END )	1
84	NH108041	NUT 8 mm )	1
85	10803722	PIN ) Lever to throttle	1
86	WA106041	WASHER 6 mm ) cylinder	1
87	PS604051	SPLIT PIN )	1
88	10805839	SOLENOID )	1
89	CAL1234	BRACKET stop solenoid ) For solenoid	1
90	MBJ0019	BRACKET return spring ) control	1
91	CAL2857	COVER terminal )	1
92	NT108041	NUT 8 mm thin )	1
93	NH106041	NUT 6 mm )	1
94	10805339	JAW-END )	1
95	802730	PIN ) Solenoid	1
96	WA106041	WASHER 6 mm ) to pump	1
97	PS604051	SPLIT PIN )	1
98	CAL2079	ROD control )	1
99	246797	SPRING )	1
100	10806132	BRACKET spring anchor )	1
101	SH108201	SCREW 8 mm x 20 mm ) Bracket to	1
102	SH108251	SCREW 8 mm x 25 mm ) throttle	1
103	NH108041	NUT 8 mm ) cylinder bracket	1
104	WL108001	LOCKWASHER 8 mm )	2
105	SH404041	SCREW 1/4" B.S.F. x 1/2")Return spring	2
106	WL600041	LOCKWASHER 1/4" )bracket to pump	2

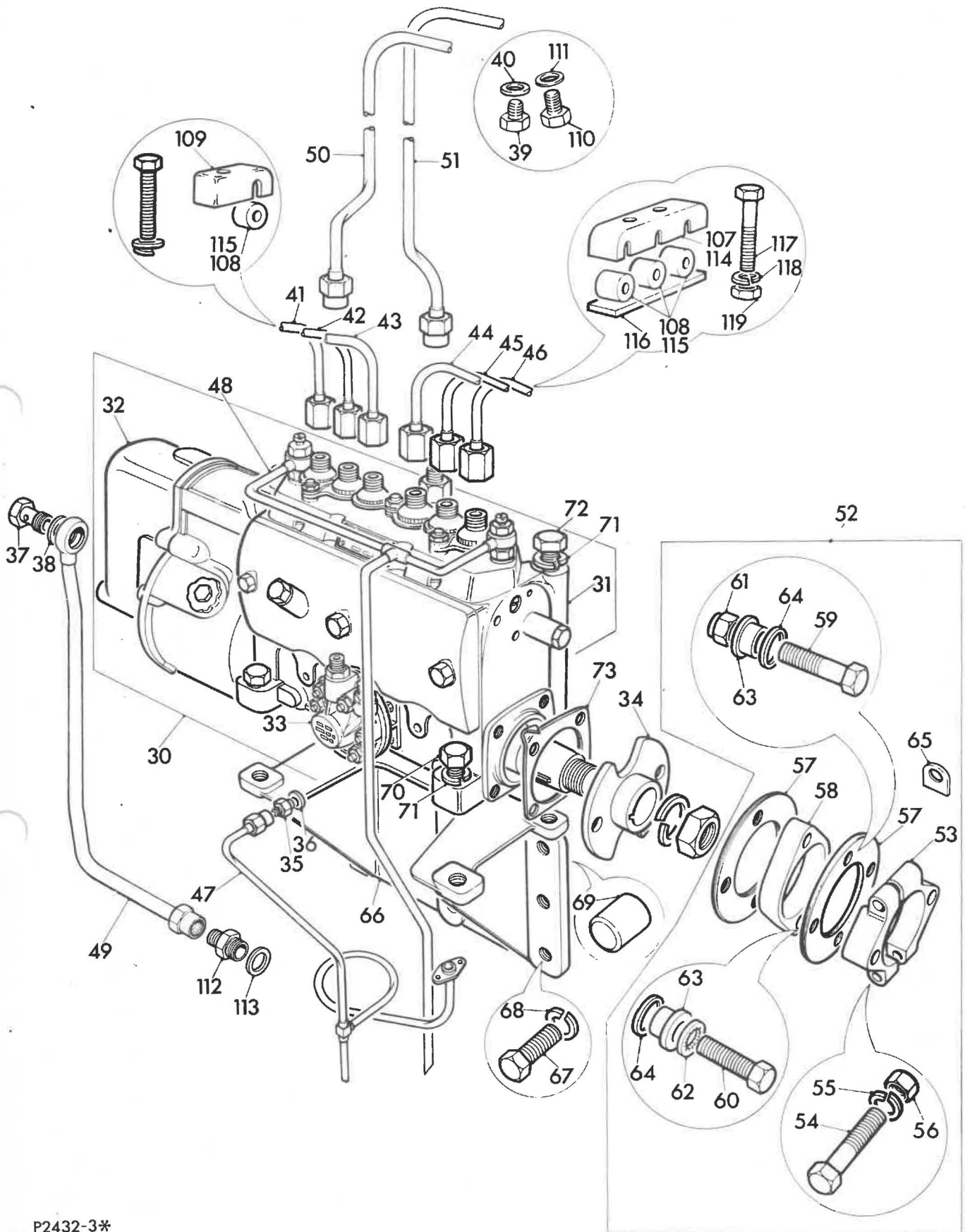
Illust. ref.	Part	Description	Quantity per unit
107	802708	CLAMP )	2
108	802707	GROMMET )	8
109	10805933	CLAMP )	2
110	802045	PLUG )	1
111	802063	WASHER )	1
112	10805007	ADAPTER union )	1
113	802066	WASHER )	1
114	802708	CLAMP )	2
115	802707	GROMMET )	6
116	10807267	PLATE )	2
117	BH106061	BOLT 6 mm x 30 mm )	4
118	WL106001	LOCKWASHER 6 mm )	4
119	NH106041	NUT 6 mm )	4



P2432-1



P2432-2



P2432-3\*

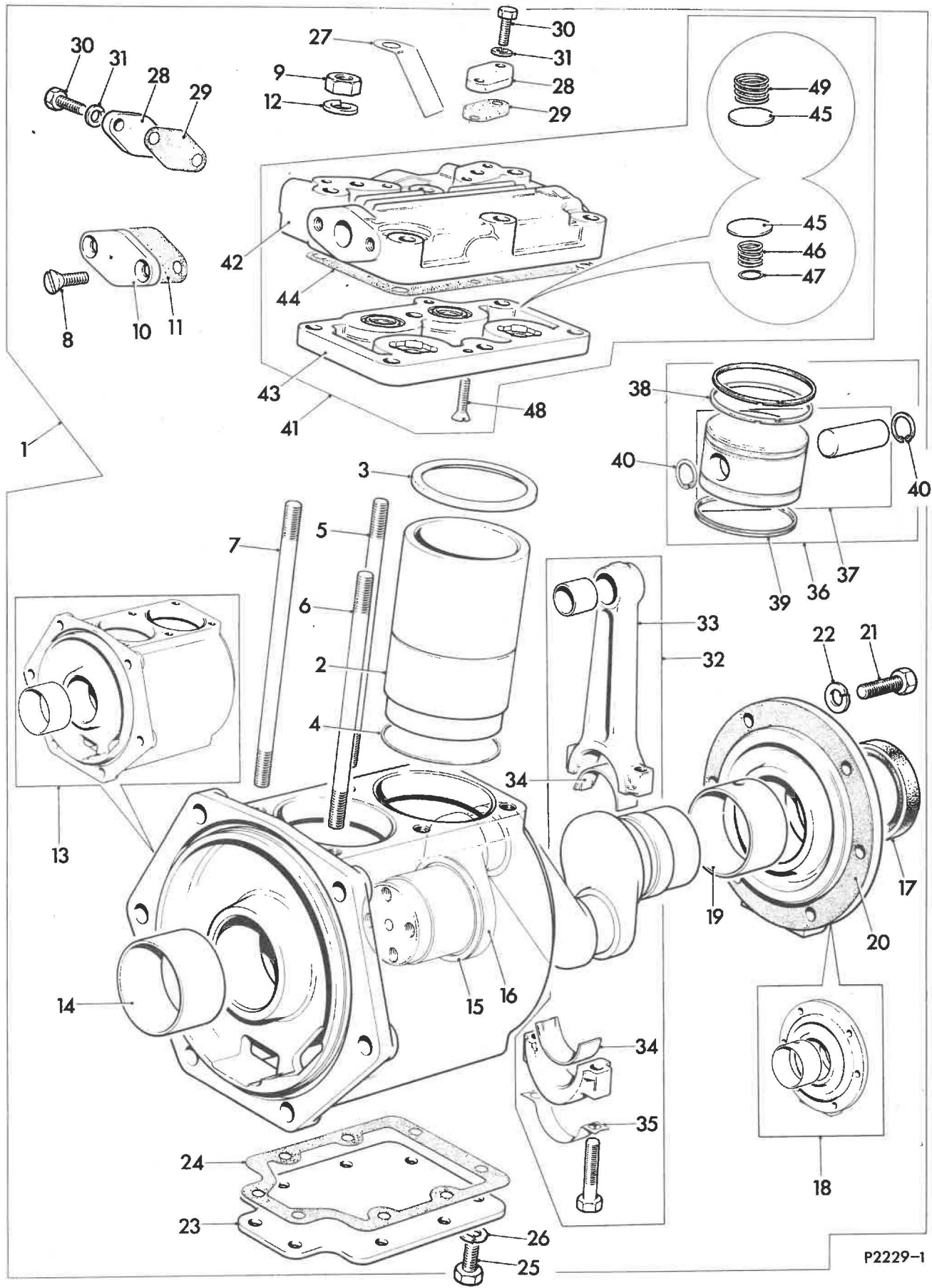
D301/B13

Illust. ref.	Part	Description	Quantity per unit
Sub Group A.11			
COMPRESSOR UNIT ECR.131			
1	810088	COMPRESSOR	1
2	810530	CYLINDER	2
3	810342	JOINT cylinder head	2
4	810391	O-RING	2
5	810588	STUD	2
6	810512	STUD	2
7	810540	STUD	2
8	810523	SCREW	2
9	810524	NUT	6
10	810491	COVER	1
11	810493	JOINT	1
12	810586	WASHER spring	6
13	810205	CRANKCASE assembly	1
14	810516	BUSH	1
15	810486	WASHER thrust	1
16	810531	CRANKSHAFT	1
17	810598	SEAL oil	1
18	810206	COVER end assembly	1
19	810494	BUSH	1
20	810532	JOINT for end cover	1
21	810573	SETSCREW	6
22	810594	WASHER spring	6
23	810533	PLATE sump cover	1
24	810534	JOINT sump cover plate	1
25	810541	SETSCREW	8
26	810593	WASHER spring	8
27	810587	NAMEPLATE	1
28	810490	COVER	2
29	810492	JOINT	2
30	810542	SETSCREW	4
31	810593	WASHER spring	4
32	810207	ROD connecting assembly	2
33	810545	ROD connecting with bolt and small end bush	2
34	810304	BUSH big end	2 prs
35	810580	STRAP locking	2

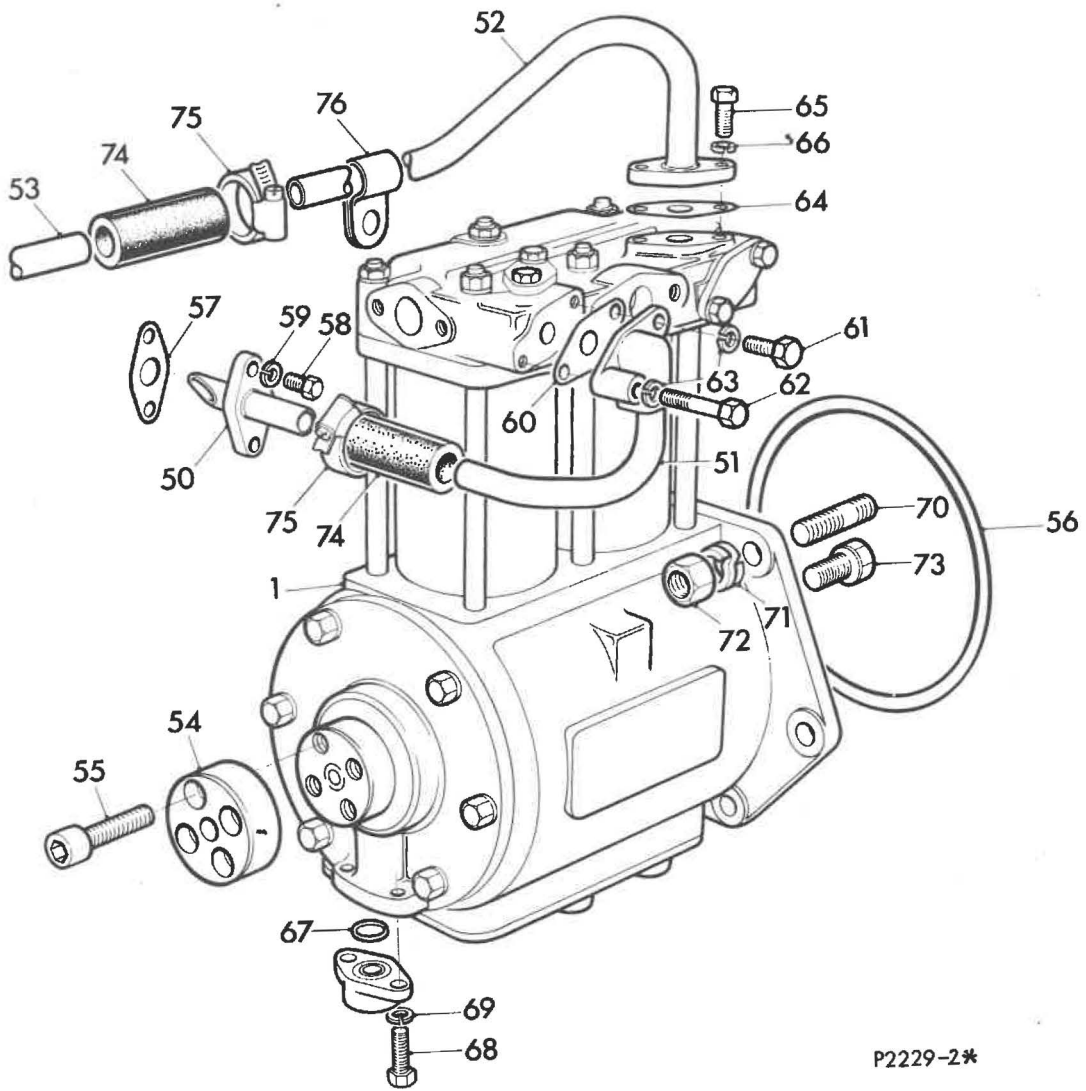
Illust. ref.	Part	Description	Quantity per unit
36	810226	PISTON assembly	2
37	810355	PISTON complete with gudgeon pin	2
38	810356	RING compression	8
39	810364	RING scraper	2
40	810398	CIRCLIP	4
41	810229	HEAD cylinder assembly	1
42	810590	MANIFOLD cylinder head	1
43	810591	PLATE cylinder head base	1
44	810589	GASKET	1
45	810561	DISC valve	4
46	810323	SPRING inlet valve	2
47	810538	SHIM	4
48	810592	SCREW	2
49	810563	SPRING delivery valve	2
	810223	REPAIR KIT minor comprises	1
	810342	JOINT cylinder head	2
	810391	O-RING	2
	810539	SEAL oil	1
	810532	JOINT for end cover	1
	810534	JOINT sump cover plate	1
	810492	JOINT	2
	810580	STRAP locking	1
	810589	GASKET	1
	810224	REPAIR KIT major comprises	1
	810342	JOINT cylinder head	2
	810391	O-RING	2
	810516	BUSH	1
	810486	WASHER thrust	1
	810539	SEAL oil	1
	810494	BUSH	1
	810532	JOINT for end cover	1
	810534	JOINT sump cover plate	1
	810492	JOINT	2
	810304	BUSH big end	1 pair
	810580	STRAP locking	1
	810398	CIRCLIP	2
	810589	GASKET	1
	810561	DISC valve	4
	810323	SPRING inlet valve	2
	810538	SHIM	4
	810563	SPRING delivery valve	2

D301/B15

Illust. ref.	Part	Description	Quantity per unit
50	10803381	PIPE inlet water sub assembly water rail	1
51	10804668	PIPE inlet water sub assembly compressor	1
52	XAH2030	PIPE outlet water sub assembly compressor to hose	1
53	.AAH2001	PIPE outlet water sub assembly hose to pump	1
54	10804986	COLLAR driving	1
55	SS110161	SCREW 10 mm x 16 mm	4
56	802409	O-RING compressor to rear gear plate	1
57	802625	JOINT )	1
58	SH106161	SCREW 6 mm x 16 mm ) Water rail	2
59	WL106001	LOCKWASHER 6 mm ) connection	2
60	802625	JOINT )	1
61	SH106141	SCREW 6 mm x 14 mm ) Compressor	1
62	BH106061	BOLT 6 mm x 30 mm ) water inlet	1
63	WL106001	LOCKWASHER 6 mm )	2
64	802625	JOINT )	1
65	SH106141	SCREW 6 mm x 14 mm ) Compressor	2
66	WL106001	LOCKWASHER 6 mm ) water outlet	2
67	801201	O-RING )	1
68	SH106161	SCREW 6 mm x 16 mm ) Compressor	2
69	WL106001	LOCKWASHER 6 mm ) oil feed	2
70	802299	STUD special ) Compressor	6
71	WS110001	WASHER 10 mm spring ) for rear	6
72	NH110041	NUT 10 mm ) gear plate	6
73	10808429/22	BOLT 10 mm drive gear to compressor	4
74	511331	HOSE flexible ) Water inlet and	2
75	CJ600124	CLIP hose ) outlet pipes	4
76	10807007	CLIP water outlet pipe to side cover	3



P2229-1



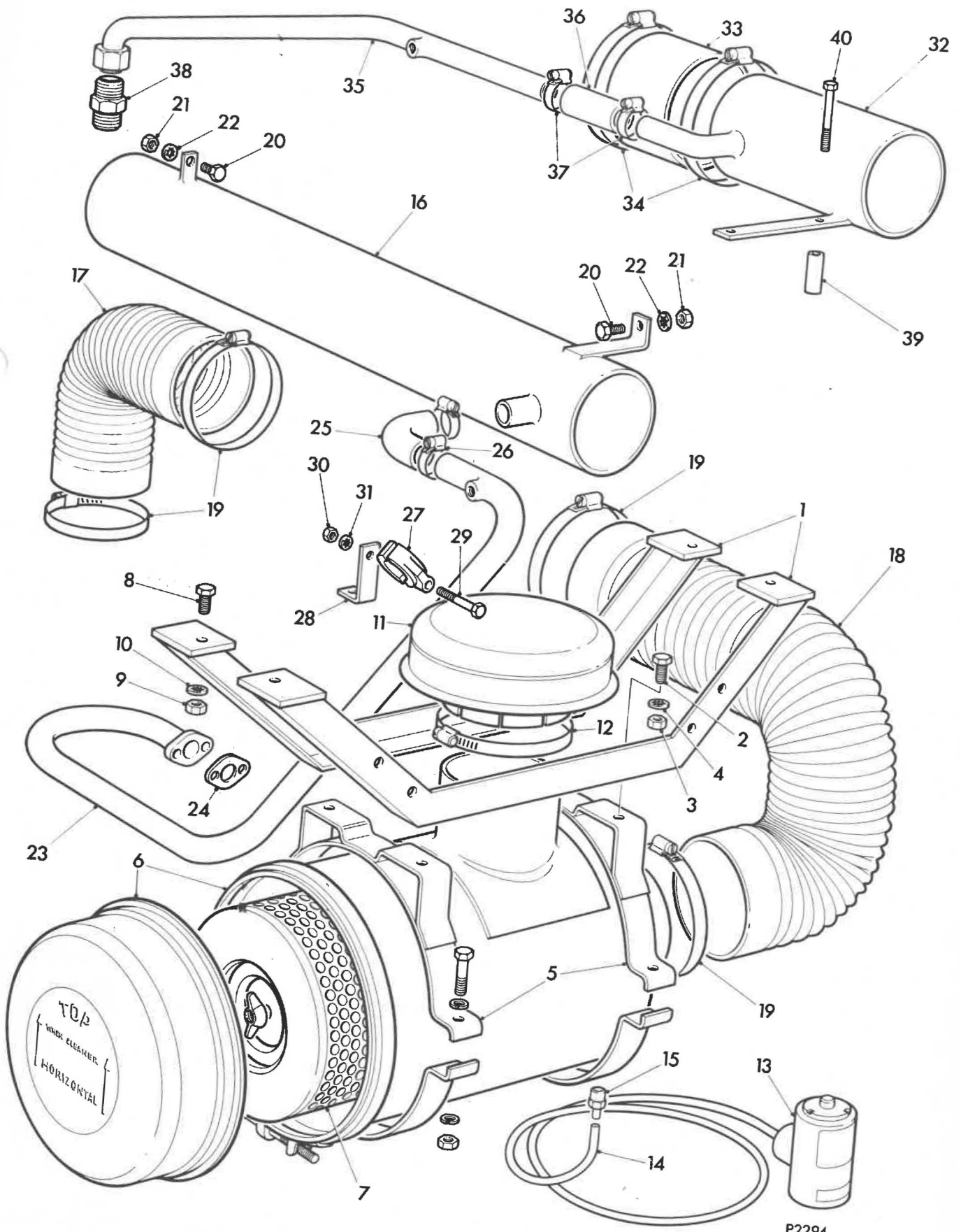
P2229-2\*

UP TO SL3 1849

Illus. ref.	Part	Description	Quantity per unit
Sub Group A.12			
AIR CLEANER UNIT			
1	105VRT	ANGLE support for air cleaner	2
2	UCS106/6S	SCREW	4
3	UCN106	NUT Grade 1	4
4	1220	WASHER Shakeproof	4
5	DU1777	BAND assembly Coopers Mechanical Joints Ltd	2
6	DA140T	AIR CLEANER 12" dia. Coopers Mechanical Joints Ltd	1
7	AZC251	ELEMENT 12" dia Coopers Mechanical Joints Ltd	1
8	UCS106/6S	SCREW	4
9	UCN106	NUT Grade 1	4
10	1220	WASHER Shakeproof	4
11	DA102	CAP stack Coopers Mechanical Joints Ltd	1
12		CLIP hose BS3628-575S	1
13	PD2850/15	INDICATOR restriction Coopers Mechanical Joints Ltd	1
14		TUBE nylon Grade TR 5/16" o/dia x 30"	1
15	320/B/1	ADAPTER Drallim	1
LEYLAND ENGINE ONLY			
16		ADAPTER	1
17	110VRT	HOSE flexible air - engine to adapter	1
18	109VRT	HOSE flexible air - adapter to air cleaner	1
19		CLIP hose BS 3628-575S	4
20	UCS105/6S	SCREW inlet adapter to structure	2
21	UCN105	NUT Grade 1	2
22	1218	WASHER 5/16" Shakeproof	2
23	106VRT	PIPE air - compressor intake	1
24	802627	GASKET	1
25	294LSV	CONNECTION hose	1
26		CLIP hose BS3628-162S	2
27	583WQ	CLIP pillar	2
28	279REL	BRACKET for clip	1
29	UCB104/18S	BOLT	1
30	UCN104	NUT Grade 1	1



Illus. ref.	Part	Description	Quantity per unit
31	1214 104VRT	WASHER 1/4" Shakeproof TUBE for air inlet adapter	1 1
GARDNER ENGINE ONLY			
32	159VRU	ADAPTER sub assembly for engine air intake	1
33	311VRU	CONNECTION hose	1
34		CLIP hose BS 3628-575S	2
35	272VRU	PIPE air - inlet adapter to compressor	1
36	339LSV	CONNECTION hose	1
37		CLIP hose BS3628-112S	2
38		COUPLING stud - Clayton No. 217621	1
39	514LSV	DISTANCE-PIECE ) Air inlet adapter	2
40		BOLT 1/4" BSW x 4" long ) to cylinder head of ) engine	2
18	109VRT	HOSE flexible air	1

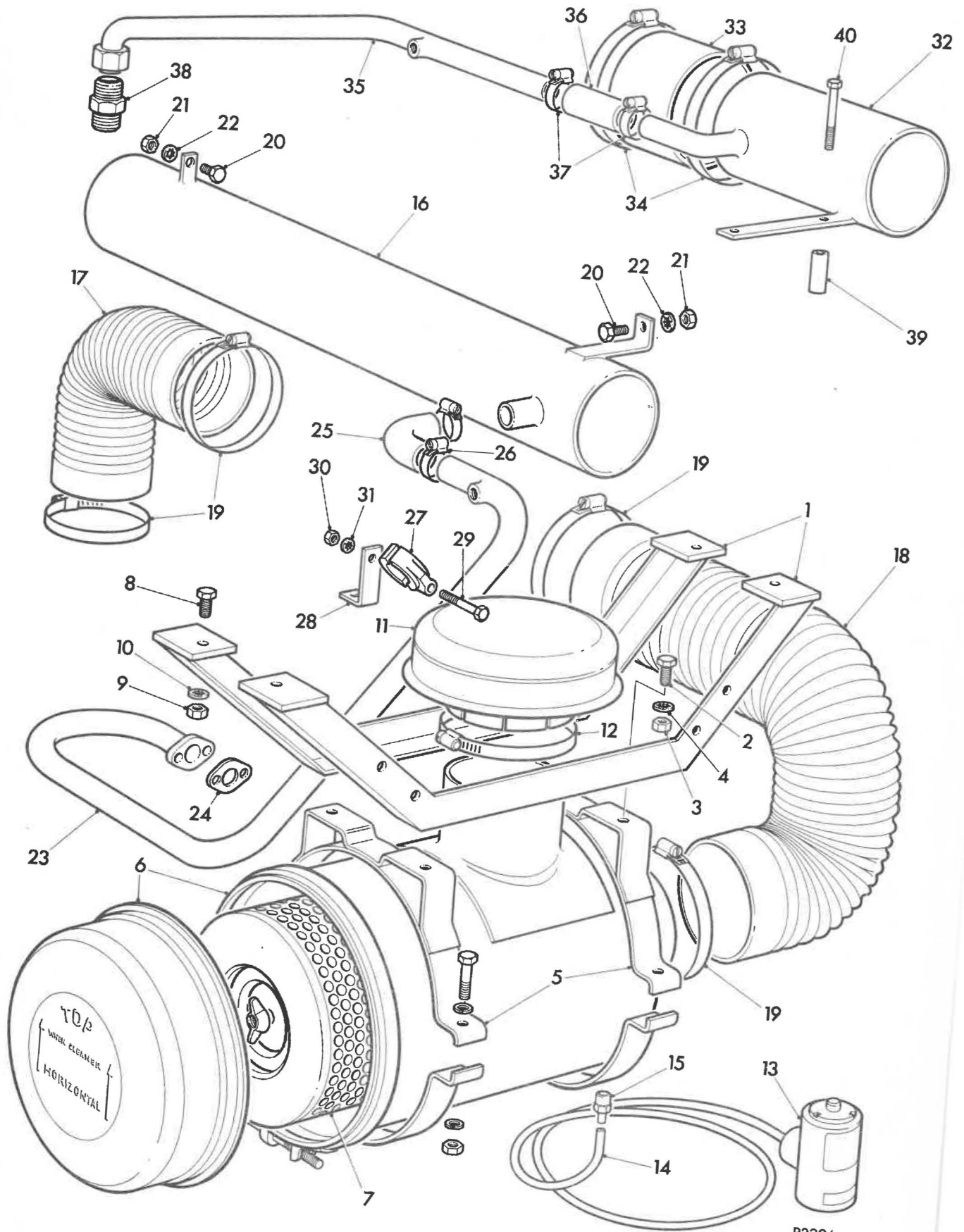


P2294


FROM SL3 1850

Illus. ref.	Part	Description	Quantity per unit	
Sub Group A.12.				
AIR CLEANER UNIT				
1	112VRT	ANGLE support for air cleaner	2	
2	UCS106/6S	SCREW	4	
3	UCN106	NUT Grade 1	4	
4	1220	WASHER Shakeproof	4	
5	DU1777	BAND assembly Coopers Mechanical Joints Ltd	2	
6	7VRT	AIR CLEANER 300 mm dia Coopers Mechanical Joints Limited	1	On and from VRT/SL3/1850
7	AZA309	ELEMENT 300 mm dia Coopers Mechanical Joints Limited	1	
8	UCS106/6S	SCREW	4	
9	UCN106	NUT Grade 1	4	
10	1220	WASHER Shakeproof	4	
11	113VRT/1	CAP stack Coopers Mechanical Joints Ltd	1	
12		CLIP hose BS 3628-575S	1	
13	PD2850/15	INDICATOR restriction Coopers Mechanical Joints Ltd	1	
14		TUBE nylon Grade TR 5/16" o/dia x 30"	1	
15	320/B/1	ADAPTER Drallim	1	
LEYLAND ENGINE ONLY				
16	104VRT	ADAPTER	1	
17	110VRT	HOSE flexible air - engine to adapter	1	
18	109VRT	HOSE flexible air - adapter to air cleaner	1	
19		CLIP hose BS 3628-575S	4	
20	UCS105/6S	SCREW inlet adapter to structure	2	
21	UCN105	NUT Grade 1	2	
22	1218	WASHER 5/16" Shakeproof	2	
23	106VRT	PIPE air - compressor intake	1	
24	802627	GASKET	1	
25	294LSV	CONNECTION hose	1	
26		CLIP hose BS 3628-162S	2	
27	583WQ	CLIP pillar	2	
28	279REL	BRACKET for clip	1	
29	UCB104/18S	BOLT	1	
30	UCN104	NUT Grade 1	1	





P2294



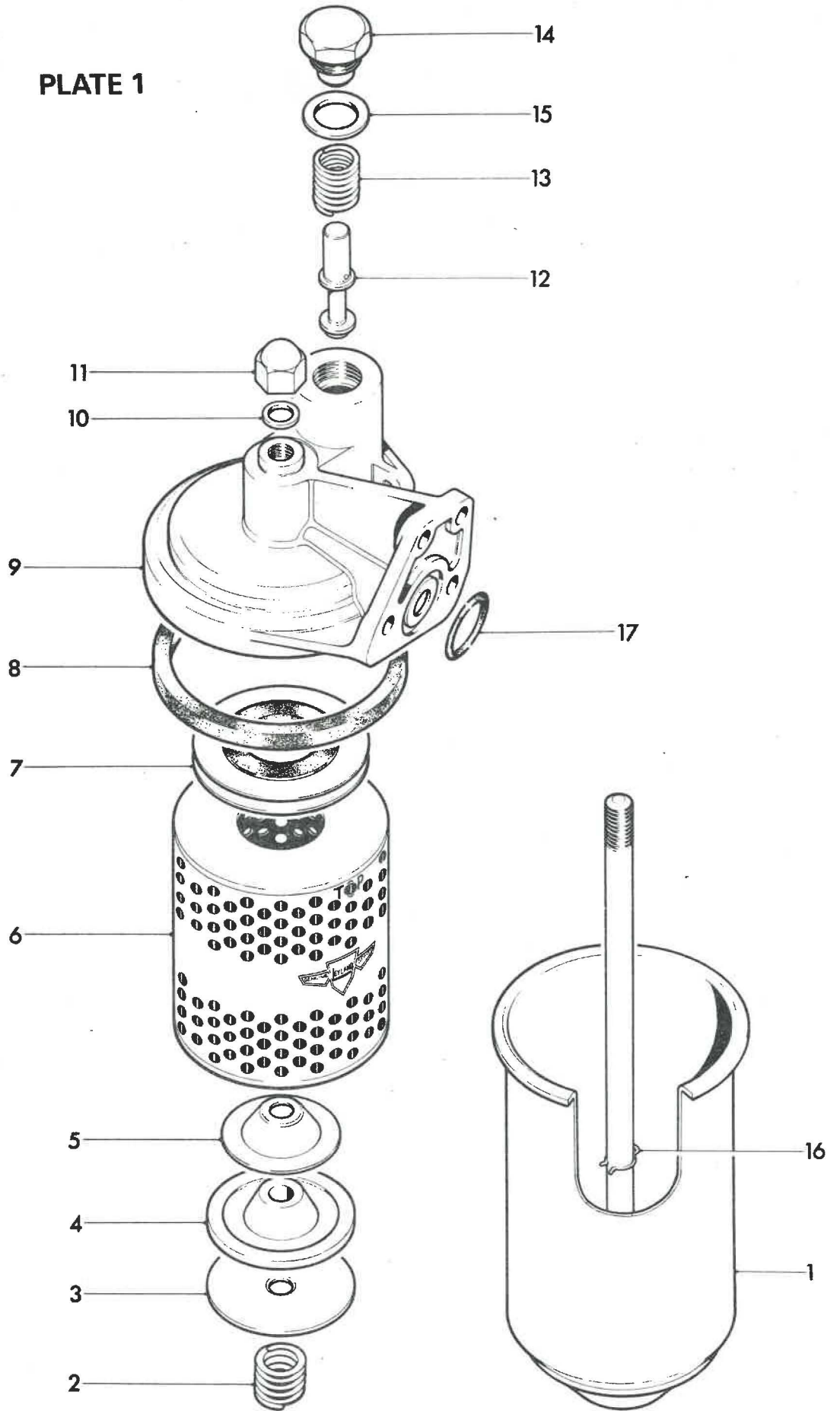
OIL FILTER  
EOF.59/2  
PL 101941/2

Illus. ref.	Part	Description	Quantity per unit
		Sub Group A.13  OIL FILTER UNIT EOF.59/2  All parts as quoted on unit specification EOF.59 with the following exceptions:  REPLACEMENT PARTS	
	CAL2780	ADAPTER replaces plug 802672	1

D301/B11

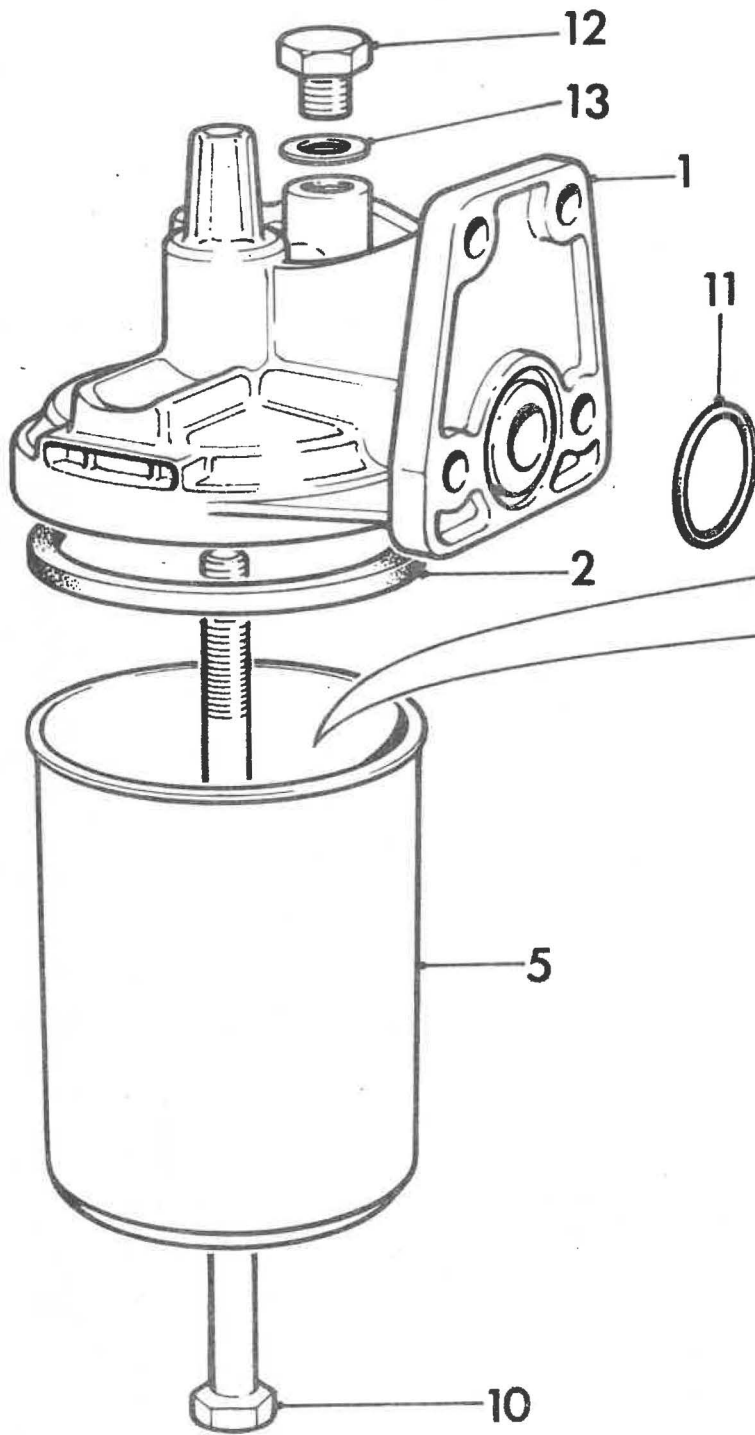
Illust. ref.	Part	Description	Quantity per unit
		Sub Group A.13	
		OIL FILTER UNIT EOF.59	
	802002	FILTER lubricating oil assembly (bowl fixed by domed nut top of filter) PLATE 1	1
1	10803462	BOWL assembly	1
2	10803463	SPRING	1
3	10803464	SUPPORT seal	1
4	10803465	SEAL tie bolt	1
5	10803466	SUPPORT	1
6	10803467	ELEMENT assembly	1
7	10803468	MAGNET assembly	1
8	10803469	SEAL	1
9	10803470	HEAD filter	1
10	10803471	WASHER cap nut	1
11	10803472	NUT cap	1
12	10803473	VALVE	1
13	10803474	SPRING valve	1
14	10803475	RETAINER spring	1
15	10803476	WASHER	1
16	10803477	CIRCLIP	1
17	800941	O-RING filter to crankcase	1
		DETAILS OF LATER TYPE FILTER FITTED	
	10806031	FILTER oil assembly (bowl fixed by bolt from bottom of filter) PLATE 2	1
1	10806286	HEAD filter	1
2	10803469	SEAL	1
3	10806223	SPRING	1
4	10806225	ELEMENT	1
5	10806222	BOWL	1
6	569904	WASHER felt	1
7	569906	WASHER	1
8	10806224	SUPPORT element	1
9	10618757	SEAL	1
10	10806227	BOLT tie	1
11	800941	O-RING filter to crankcase	1
12	802672	PLUG	1
13	802066	WASHER	1

PLATE 1



P1027

PLATE 2



Use separate A4 sheet if more space required in any category.



# ENGINEERING DESIGN MODIFICATION

Drawing Alteration Only **YES / NO**

Number

**54866**

Issue Codes

**AXA3-TO-V9**

Number of Sheets

**1**

Date

**15-3-79**

Originating Plant

**LEYLAND**

Section

**POWER UNITS**

Written by

**CKIPATRICK**

Authorised

**JONES**

Grade **BL 5**

Unit Type

**EOF 84**

CAPITAL ALLOCATION

Model

**S01/192**

Order No.

Amount

Sales Orders

**---**

Vendor

Plants Affected

**LEYLAND - BRISTOL**

In Plant

Engine / Chassis Number Required ? **YES / NO**

Details of Modification

**THIS EDM IS ISSUED TO CONFIRM THE INTRODUCTION OF NEW FILTER AAU 9150 ON BRISTOL VRT ENGINE AND TO UP-SUFFIX RELEVANT SPECS. IN LINE WITH EDM 69312A.**

Reason

**ACCEPTED**  
**9 APR 1979**  
**RESULTED**

**NOTE**

**ALL OTHER ENGINES INVOLVED WILL BE COVERED ON EDM 54613.**

Source

**PRODUCTION**

DRAWINGS ISSUED / RE-ISSUED HEREWITH

(ISS-SECT.)

(PROD. CONTROL.)

Part Number

Iss.

Size

Description

Issue Codes

INTRODUCTION

**NO DRGS**

Date: \_\_\_\_\_

FIRST FIRST FINAL

Engine

Chassis

Gearbox

Axle

Sales Order

Unit

*My copy of filter  
low level  
ASU 561*

## INTERNAL ISSUES:-

PRODUCTION CONTROL, FARINGTON.  
TECH. SERVICES, CHORLEY. B. NELSON.  
COST DEPT. NORTH WORKS. L. VITALI.  
TECH. PUBLICATIONS, FARINGTON.  
FACILITY PLANNING, SOUTH WORKS. J. WHITEHEAD.  
J. DAVIS. (BUS). R. HODKINSON. (TRUCK).  
R. JORDAN. MANUFACTURING FACILITIES, WINDMILL  
TIMING, CONDER BLOCK.  
L. J. PMPSON. QUALITY ENGINEERING, LANCASTER GATE.  
J. BENTON. COST ESTIMATES, DEV. EXTENSION.  
R. HEWITT. SNR. INDUSTRIAL ENG.  
NEW ASSEMBLY PROJECT. SPURRIER.  
B. T. BROWN. PURCHASING, CONDER BLOCK  
MR. T. BROWN. PRODUCTION ENGINEER, RELEVANT  
A. HOBSON. POWER SYSTEMS. BOY LANE.

**54866**

## EXTERNAL ISSUES:-

R. Waddington, Resident Engineer,  
LEYLAND NATIONAL, WORKINGTON.  
  
D. Temple, BRISTOL COMMERCIAL VEHICLES,  
Bath Rd., BRISLINGTON, Bristol.  
Copies to:  
Quality Control  
Material Control  
Planning  
Bus Service  
Tech. Subs.  
DATE **9.4.79**

# SPECIFICATION CHANGES

Number  
**54860**

## DELETED PARTS

## ADDED PARTS / QTY. CHANGES

Part No.-	Description				Qty.	Part No.	Description				Qty. From	To
	Mtl. Sect. Code	STOCKS Ord   Rsh   WIP   Fin					Mtl. Sect. Code	STOCKS Ord   Rsh   WIP   Fin				
ALL THE SPECS LISTED BELOW ARE TO BE UP-SUFFIXED TO SUFFIX 'A'												

### SPECIFICATIONS / PAGES ISSUED HERewith

COMPLETE SPECIFICATIONS				SPECIFICATION PAGES											
Spec. No.	Rel	Spec. No.	Rel	Spec. No.	Pg	Pg	Rel	Spec. No.	Pg	Pg	Rel	Spec. No.	Pg	Pg	Rel
501/192	-														
501/192/1	-														
EC B4	2														



Leyland Vehicles

21.03.79 RELEASE No.

02 RE - PNM NO

54866

PAGE

1 of 2

D.SMETHURST

UNIT SPECIFICATION

MODIFICATION

UNIT SPEC EDF84

SUFFIX

A DESC

ISSUE CODE AXA3T0V9

LEYLAND ENGINEERING -- LEYLAND

MODIFICATION CODE  
 Suffix changed = S  
 Number off changed = N  
 Part Number added = +  
 Part Number deleted = -  
 Suffix also changed = \*

LINE	LEV.	PART NUMBER	R	SUF.	DRG. SIZE	DESCRIPTION	RS	No. OFF	MATERIAL SECTION CODE	MODIFICATION No.	GRADE	PART NUMBER AFFECTED	OLD No. OFF	MOD CODE
1						501 VERT BRISTOL VRT								
2														
3														
4	00	ECF84		A	9*					54866	L5	ECF84		S
5	01	AAL8575		A	ND	ASSY OF OIL FILTER ECF84		1	511 N	54866	L5	AAL8575		S
6	02	AAU9156			A0	ASSY LUB OIL FILTER RH		1	311BCC					
7	02	CAL6000			A4	O RING		1	310BCC					
8	02	802066			SL	WASHER		1	328BCC					
9	02	CAL2780			A3	ADAPTOR		1	311BCC					
10														
11														
12	02	CGMPUTER*1/AAL8575				OIL FILTER TO CRANKCASE								
13	03	SH110300			GS	SCREW M10 X 1.50		4	298BCC					
14	03	WS110001			GS	SPRING WASHER M10	B	4	498 -N					
15														
16														
17														
18														
19														
20														
21														
22														
23														
24														
25														
26														
27														
28														
29														
30														
31														
32														
33														
34														
35														
36														
37														
38														
39														
40														
41														
42														
43														
44														
45														

CONTINUOUS DATA PRINT REF 0032 OF 3537



Leyland Vehicles 21.03.79 RELEASE No.

UNIT SPECIFICATION  
02 RE - PNM NO 54866 PAGE 2

UNIT SPEC EOF84

SUFFIX

DESC SERVICE PARTS AS FOLLOWS

ISSUE CODE

LEYLAND ENGINEERING -- LEYLAND

MODIFICATION

MODIFICATION CODE	
Suffix changed	= S
Number off changed	= N
Part Number added	= +
Part Number deleted	= -
Suffix also changed	= *

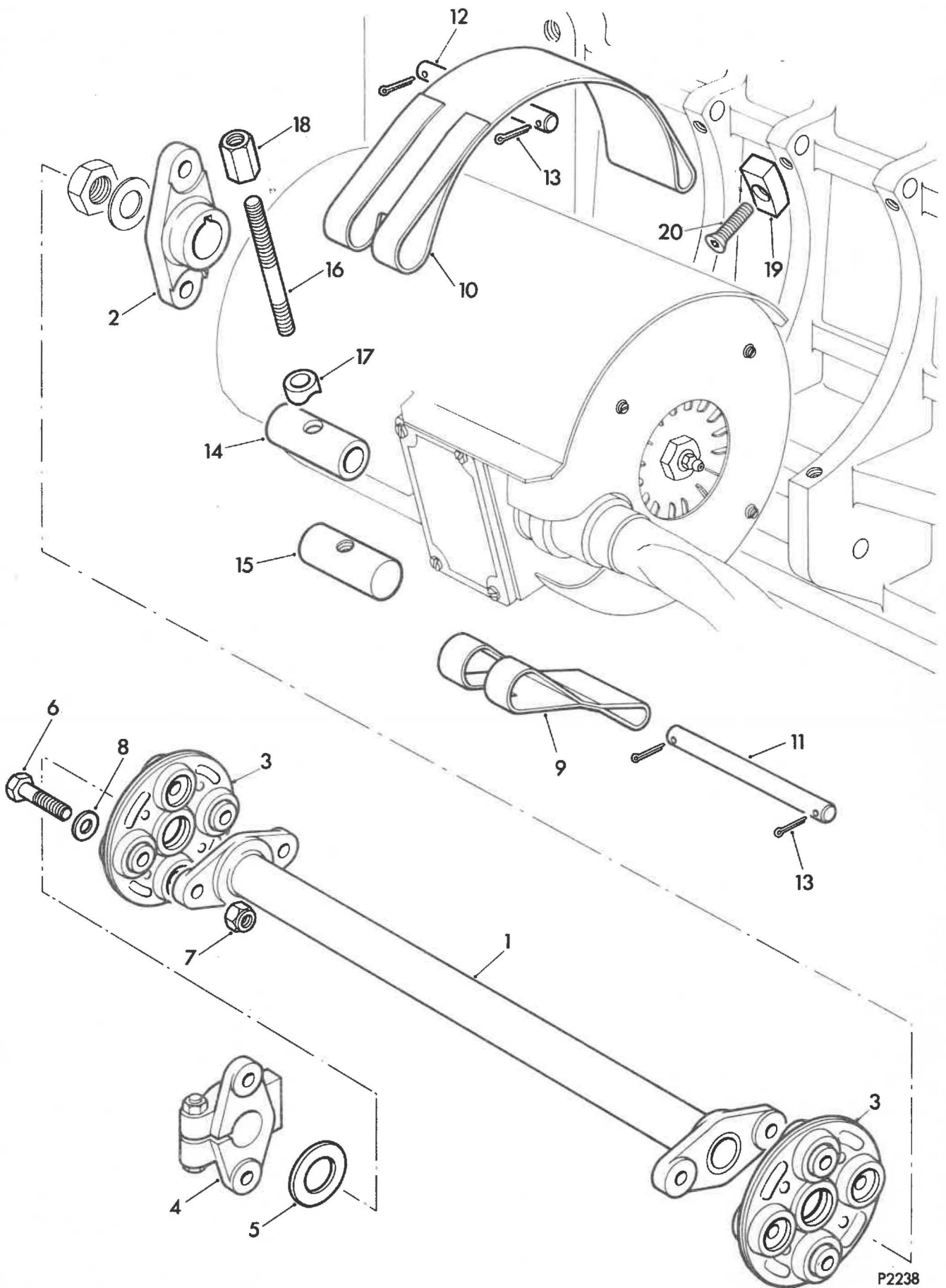
LINE	LEV.	PART NUMBER	R	SUF.	DRG. SIZE	DESCRIPTION	R/S	No. OFF	MATERIAL SECTION CODE	MODIFICATION No.	GRADE	PART NUMBER AFFECTED	OLD No. OFF	MOD. CODE
1														
2	00	EOF84												
3	01	ACU2258				ELEMENT ASSY			I 31180N					
4		END												
5														
6														
7														
8														
9														
10														
11														
12														
13														
14														
15														
16														
17														
18														
19														
20														
21														
22														
23														
24														
25														
26														
27														
28														
29														
30														
31														
32														
33														
34														
35														
36														
37														
38														
39														
40														
41														
42														
43														
44														
45														

CONTINUOUS DATAPRINT REF 0032 OF 3537

Illus. ref.	Part	Description	Quantity per unit	
Sub Group A.15				
GENERATOR DRIVE UNIT 233 VRW (FOR CAV 8" ALTERNATOR GARDNER No. 475)				
1	10/3048	SHAFT alternator driving	1	* See over
2	10/515	FLANGE	1	
3		COUPLING lay-rub type 35 2/4 Series	2	
4	10/563	COUPLING flanged	1	
5	202WA	WASHER	1	
6	343BL	BOLT 5/16" B.S.F. x 1.9/16" x 1/4" Hex.	8	
7	281NU	NUT 5/16" B.S.F. x .330" x 1/4" Hex.	8	
8	199WA	WASHER plain 11/32" i/d x 11/16" o/d x 0.50"	8	
9	10/3004(1)	STRAP clamp (lower)	1	
10	10/3003(6)	STRAP clamp (upper)	1	
11	117PN	PIN hinge clamp strap lower	1	
12	113PN	PIN hinge clamp strap upper	1	
13	113PS	SPLIT-PIN 3/32" x 7/8" long	4	
14	MA451	SPINDLE strap	1	
15	MA353	PIN clamp strap	1	
16	272ST	STUD 3/8" WH x 3.1/4" long	1	
17	MA352	COLLAR concave 5/8" x 13/32" bore	1	
18	109NU	NUT 3/8" WH x 13/36" x 1/4" hex.	1	
GENERATOR DRIVE UNIT 234 VRW (FOR CAV 7" ALTERNATOR GARDNER No. 468)				
1	10/3048	SHAFT alternator driving	1	
2	10/515	FLANGE	1	
3	10/514	COUPLING lay-rub	1	
4	10/563	COUPLING flanged	1	
5	202WA	WASHER	1	
9	10/3004(1)	STRAP clamp (lower)	1	
10	10/3003(5)	STRAP clamp (upper)	1	

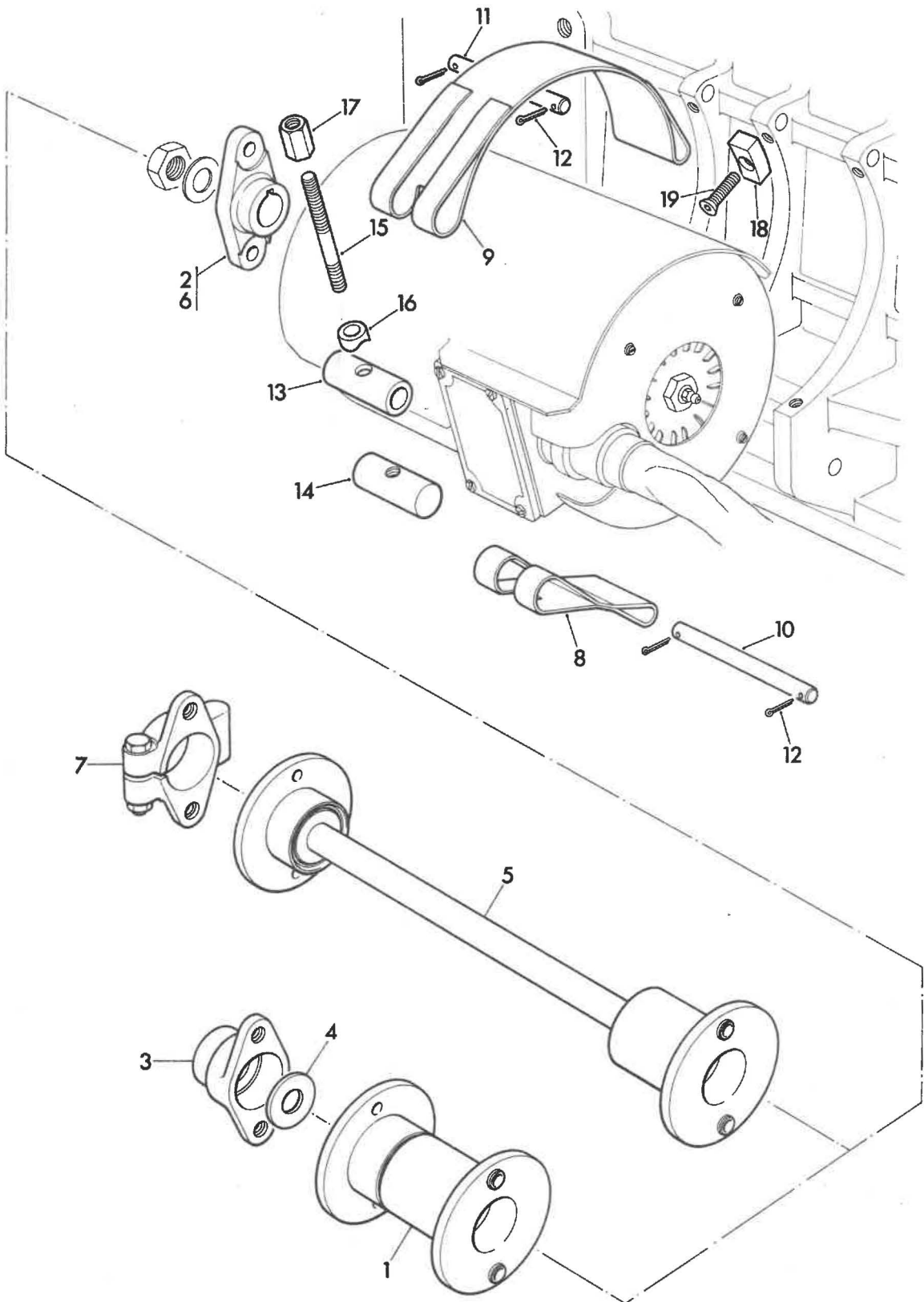


Illus. ref.	Part	Description	Quantity per unit
11	117PN	PIN hinge clamp strap lower	1
12	113PN	PIN hinge clamp strap upper	1
13	113PS	SPLIT-PIN 3/32" x 7/8" long	4
14	MA451	SPINDLE strap	1
15	MA353	PIN clamp strap	1
16	272ST	STUD 3/8" WH x 3.1/4" long	1
17	MA352	COLLAR concave 5/8" x 13/32" bore	1
18	109NU	NUT 3/8 WH x 13/36" x 1/4" Hex.	1
19	10/123(4)	SEGMENT adapting	4
20	20355	SETSCREW countersunk head 5/16" WH x 1" long	4
* Lx/p/305*		<p>Metallastic drive shaft assy.                      PS = Pump to alternator.                      This relates to P/N. GF27236.</p>	



Illust. ref.	Part	Description	Quantity per unit
Sub Group A.15			
GENERATOR DRIVE UNIT 223 VRW			
(FOR CAV 8" ALTERNATOR - GARDNER AU475)			
1	10/3054	SHAFT alternator driving	) Vehicles fitted ) with hydraulic ) pump
2	10/5/515	FLANGE	
3	10/563	COUPLING flanged	
4	202WA	WASHER	
5	10/3055	SHAFT alternator driving	) Vehicles not ) fitted with ) hydraulic pump
6	10/5/515	FLANGE	
7	10/554	COUPLING flanged	
8	10/3004(1)	STRAP clamp-lower	1
9	10/3003(6)	STRAP clamp-upper	1
10	117PN	PIN hinge clamp strap lower	1
11	113PN	PIN hinge clamp strap upper	1
12	113PS	SPLIT-PIN 3/32" x 7/8"	4
13	MA451	SPINDLE strap	1
14	MA353	PIN clamp strap	1
15	272ST	STUD 3/8" x 3.1/4" long	1
16	MA352	COLLAR concave 5/8" x 13/32" bore	1
17	109NU	NUT 3/8" Whit.	1
GENERATOR DRIVE UNIT 234 VRW			
(FOR CAV 7" ALTERNATOR - GARDNER AU468)			
1	10/3054	SHAFT alternator driving	) Vehicles fitted ) with hydraulic ) pump
2	10/5/515	FLANGE	
3	10/563	COUPLING flanged	
4	202WA	WASHER	
5	10/3055	SHAFT alternator driving	) Vehicles not ) fitted with ) hydraulic pump
6	10/5/515	FLANGE	
7	10/554	COUPLING flanged	
8	10/3004(1)	STRAP clamp lower	1
9	10/3003(5)	STRAP clamp upper	1
10	117PN	PIN hinge clamp strap lower	1
11	113PN	PIN hinge clamp strap upper	1
12	113PS	SPLIT-PIN 3/32" x 7/8"	4
13	MA451	SPINDLE strap	1
14	MA353	PIN clamp strap	1
15	272ST	STUD 3/8" x 3.1/4"	1

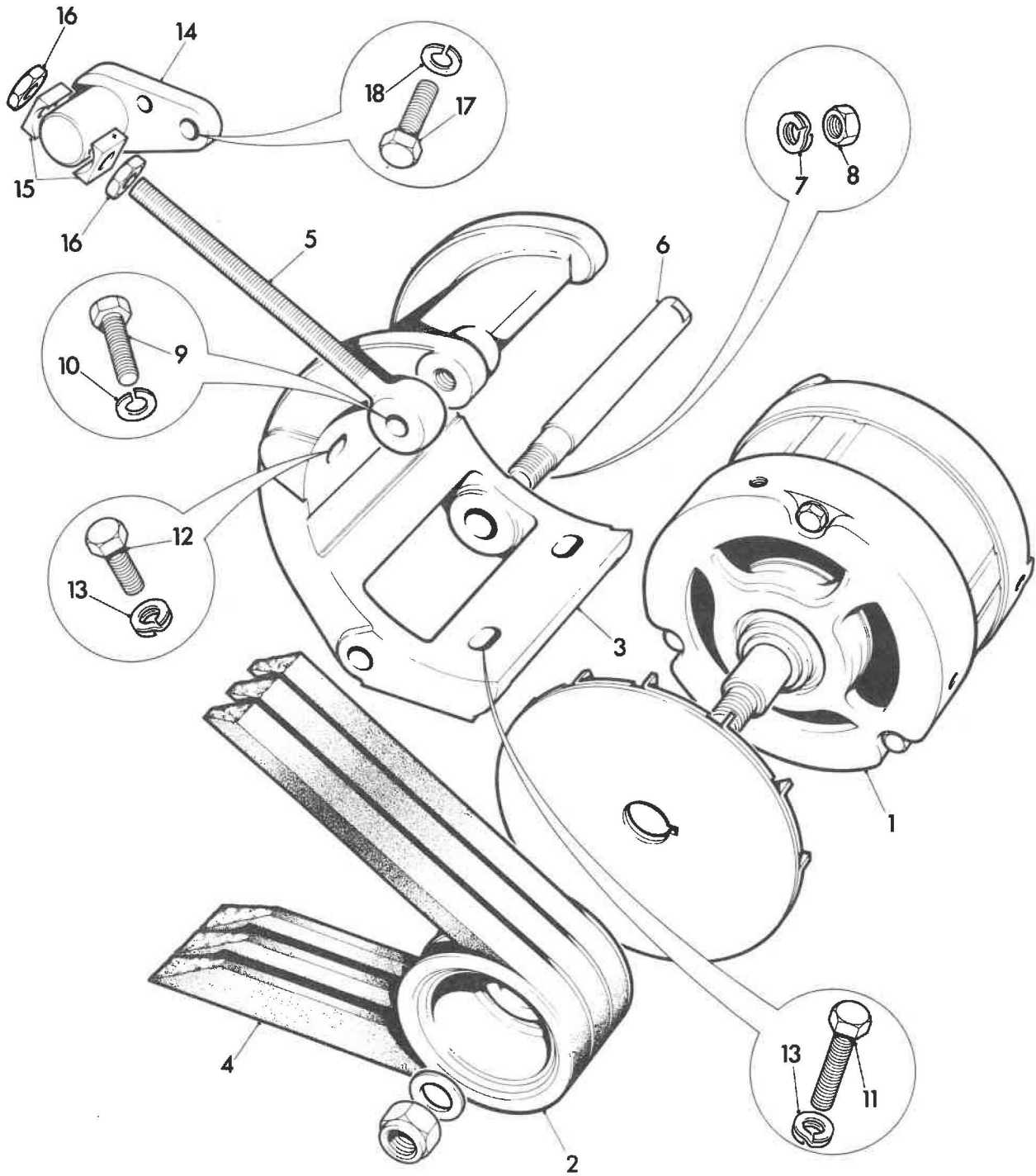
Illust. ref.	Part	Description	Quantity per unit
16	MA352	COLLAR concave 5/8" x 13/32"	1
17	109NU	NUT 3/8" Whit.	1
18	10/123(4)	SEGMENT adapting	4
19	203SS	SETSCREW csk. hd 5/16" Whit	4



P2238

D301/B19

Illust. ref.	Part	Description	Quantity per unit
Sub Group A.15			
DYNAMO DRIVE UNIT DD.329			
1	853435	ALTERNATOR (Butec A24AB/20)	1
2	10623302	PULLEY	1
3	KDJ1002	CRADLE alternator	1
4	FBJ0002	DRIVE V-belt	3
5	H AJ0002	ROD adjusting	1
6	RDJ0001	PIN alternator pivot	1
7	WS116001	WASHER 16 mm spring	1
8	NH116041	NUT 16 mm	1
9	SH112350	SCREW 12 mm x 35 mm ) Adjusting rod	1
10	WL112001	LOCKWASHER 12 mm ) to cradle	1
11	SH506081	SCREW 3/8" UNC x 1" ) Alternator	2
12	SH506101	SCREW 3/8" UNC x 1.1/4" ) to cradle	1
13	WS600061	WASHER 3/8" spring )	3
14	WAL1651	BRACKET sub assembly )	1
15	CAL3042	WASHER saddle ) Adjusting rod	2
16	NT112041	NUT 12 mm thin ) to gear cover	2
17	SH112301	SCREW 12 mm x 30 mm )	1
18	WL112001	LOCKWASHER 12 mm )	1



P1946

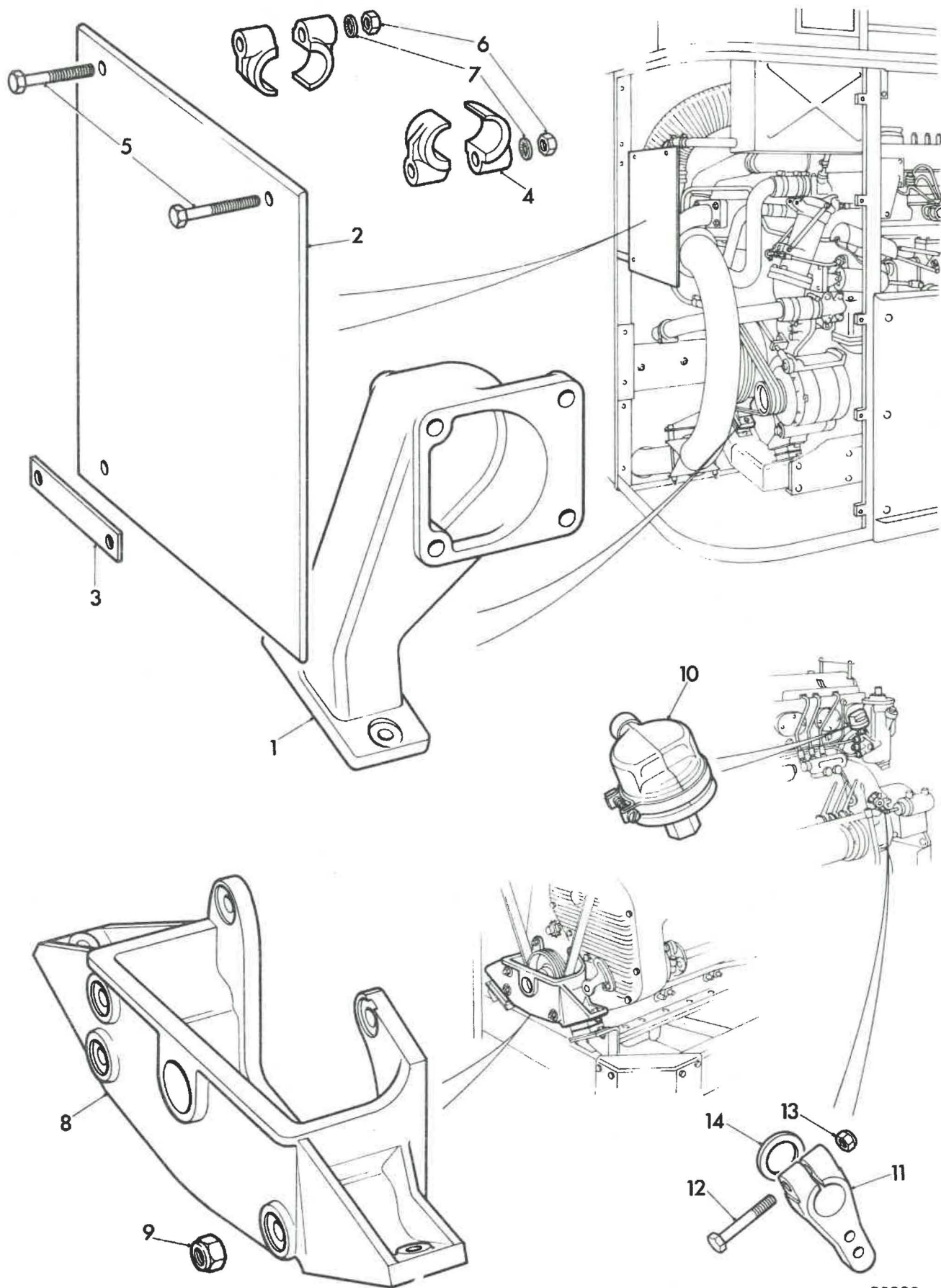
**D301/B17**

Illust. ref.	Part	Description	Quantity per unit
		Sub Group A.16	
		STARTER MOTOR UNIT SM.121	
	852651	MOTOR starter (Butec MS1A/40)	1
	608328/1	SHIM .005" thick	as reqd
	608328/2	SHIM .010" thick	as reqd
	608328/3	SHIM .025" thick	as reqd
	608328/4	SHIM .050" thick	as reqd
	608328/5	SHIM .099" thick	as reqd



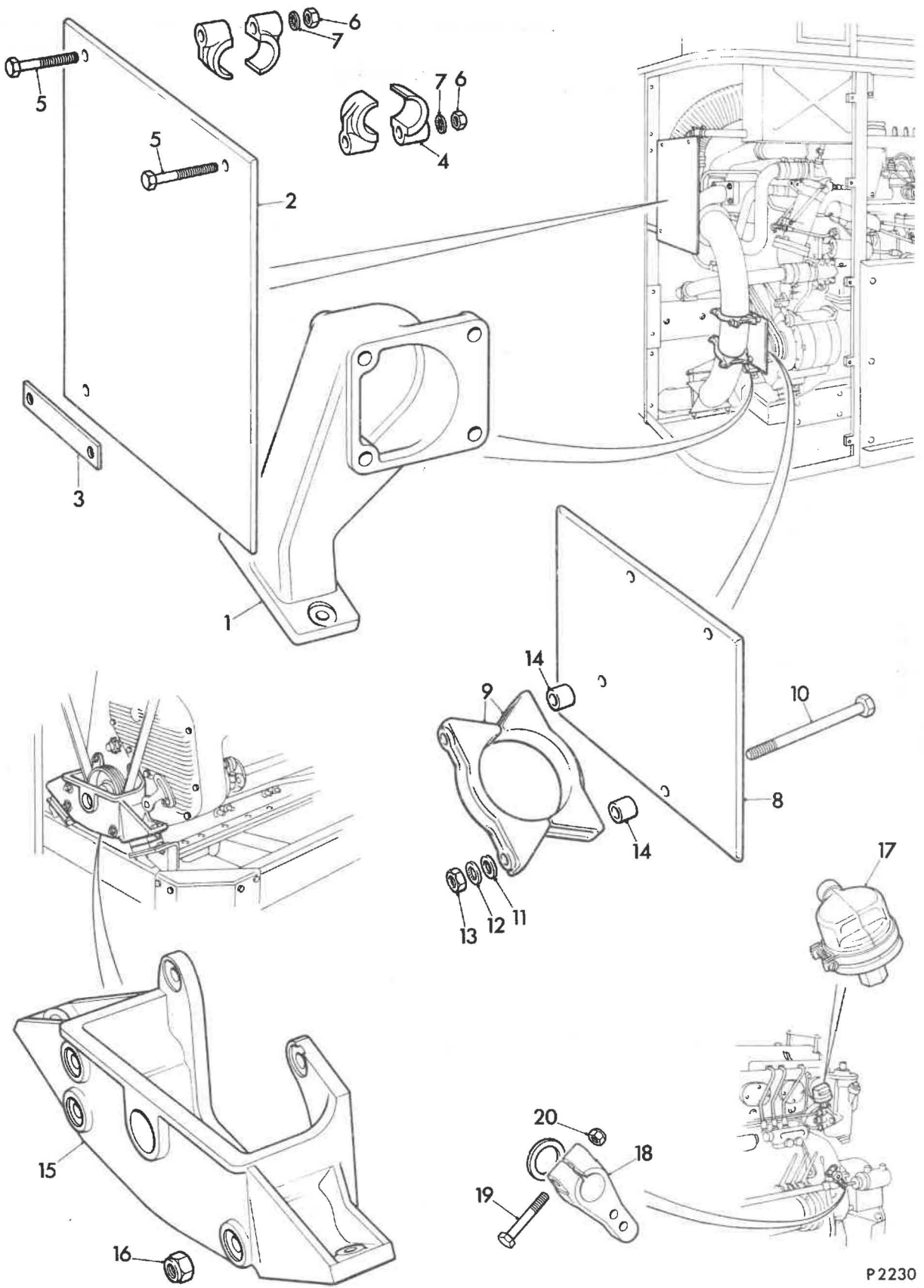
UP TO S43 640

Illus. ref.	Part	Description	Quantity per unit
Sub Group A.17			
ENGINE ANCILLARY EQUIPMENT UNIT			
LEYLAND ENGINE GROUP			
ENGINE SPECIFICATION - 176 VRW - LEYLAND ENGINE EO.501/192/2 - Turbocharged - Power Steering			
1	13VRW	BRACKET engine mounting left hand	1
2	168VRW	SHIELD heat for turbocharger	1
3	282VRW	STRAP support	1
4	583WQ	CLIP	4
5	UCB104/18S	BOLT	2
6	UCN104	NUT Grade 1	2
7	1214	WASHER 1/4" Shakeproof	2
GARDNER ENGINE GROUP			
ENGINE SPECIFICATION - 172 VRW - GARDNER 6LXB ENGINE with Power Steering - HE5593/10034/1 Hydraulic Pump - Hobourn Eaton, 1000 PSI Pressure			
8	1VRW/1	BRACKET engine mounting front	1
9	PT/V166/11/ 10	NUT Simmonds	7
10		SWITCH low pressure - Smiths code No. PS3231/20	1
11	336VRK	LEVER accelerator control	1
12	UCR104/12S	BOLT	1
13	PP/N086/11/ 10	NUT nyloc	1
14		PACKING air compressor Gardner No. LW/10/426	1



FROM SL 3 640

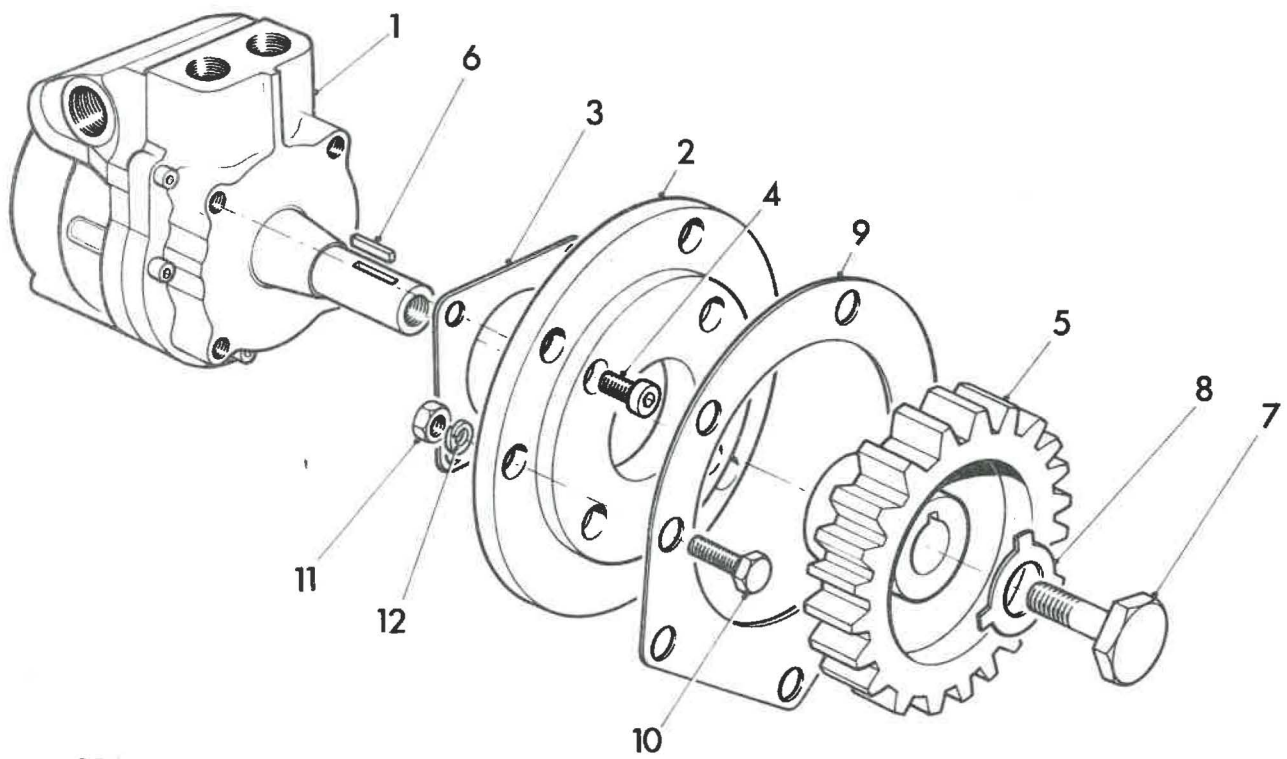
Illust. ref.	Part	Description	Quantity per unit
Sub Group A.17  ENGINE ANCILLARY EQUIPMENT UNIT  LEYLAND ENGINE GROUP  ENGINE SPECIFICATION - 176VRW - LEYLAND ENGINE EO.501/192/2 - TURBOCHARGED WITH POWER STEERING			
1	13VRW	BRACKET engine mounting left hand	1
2	168VRW	SHIELD heat - turbocharger	1
3	282VRW	STRAP support	1
4	583WQ	CLIP	4
5	UCB104/18S	BOLT	2
6	UCN104	NUT Grade 1	2
7	1214	WASHER 1/4" Shakeproof	2
8	601VRW	SHIELD heat - alternator	1
9	223HAU	CLIP - exhaust pipe	4
10	UCB106/48S	BOLT	4
11		WASHER 3/8" dia plain	4
12	1220	WASHER 3/8" dia Shakeproof	4
13	UCN106	NUT Grade 1	4
14	203LHU	DISTANCE PIECE	4
GARDNER ENGINE GROUP  ENGINE SPECIFICATION - 189VRW - GARDNER 6LXB ENGINE WITH POWER STEERING - PUMP HYDRAULIC - HOBOURN EATON HE5543/10034/1			
15	1VRW/1	BRACKET engine mounting front	1
16	PT/V166/ 11/10	NUT Simmonds	7
17		SWITCH low pressure - Smiths Code No. PS3231/20	1
18	336VRK	LEVER accelerator control	1
19	UCB104/12S	BOLT	1
20	PP/N086/ 11/10	NUT Nyloc PACKING air compressor Gardner No. LW/10/426	1





HYDRAULIC SYSTEM  
EHS.45  
PL 301424  
P 2235

Illus. ref.	Part	Description	Quantity per unit
Sub Group A.18			
HYDRAULIC SYSTEM UNIT EHS.45 <i>HOLBOURN CATON Ref. 3605/10035/59</i>			
1	10808738	PUMP sub assembly	1
2	10808740	FLANGE	1
3	321062	JOINT	1
4	SS604050	SCREW socket 1/4" UNF	4
5	10808739	GEAR steering pump	1
6	545450	KEY	1
7	546977	BOLT special	1
8	170960	WASHER locking	1
9	KJJ0005	JOINT )	1
10	BH108151	BOLT 8 mm x 1.25 ) Pump to front	2
11	NH108040	NUT normal 8 mm x 1.25 ) gear cover	2
12	WL108001	WASHER lock 8 mm )	2
<i>addl Sealing washer HE 1322</i>			



P2235

D301/B08

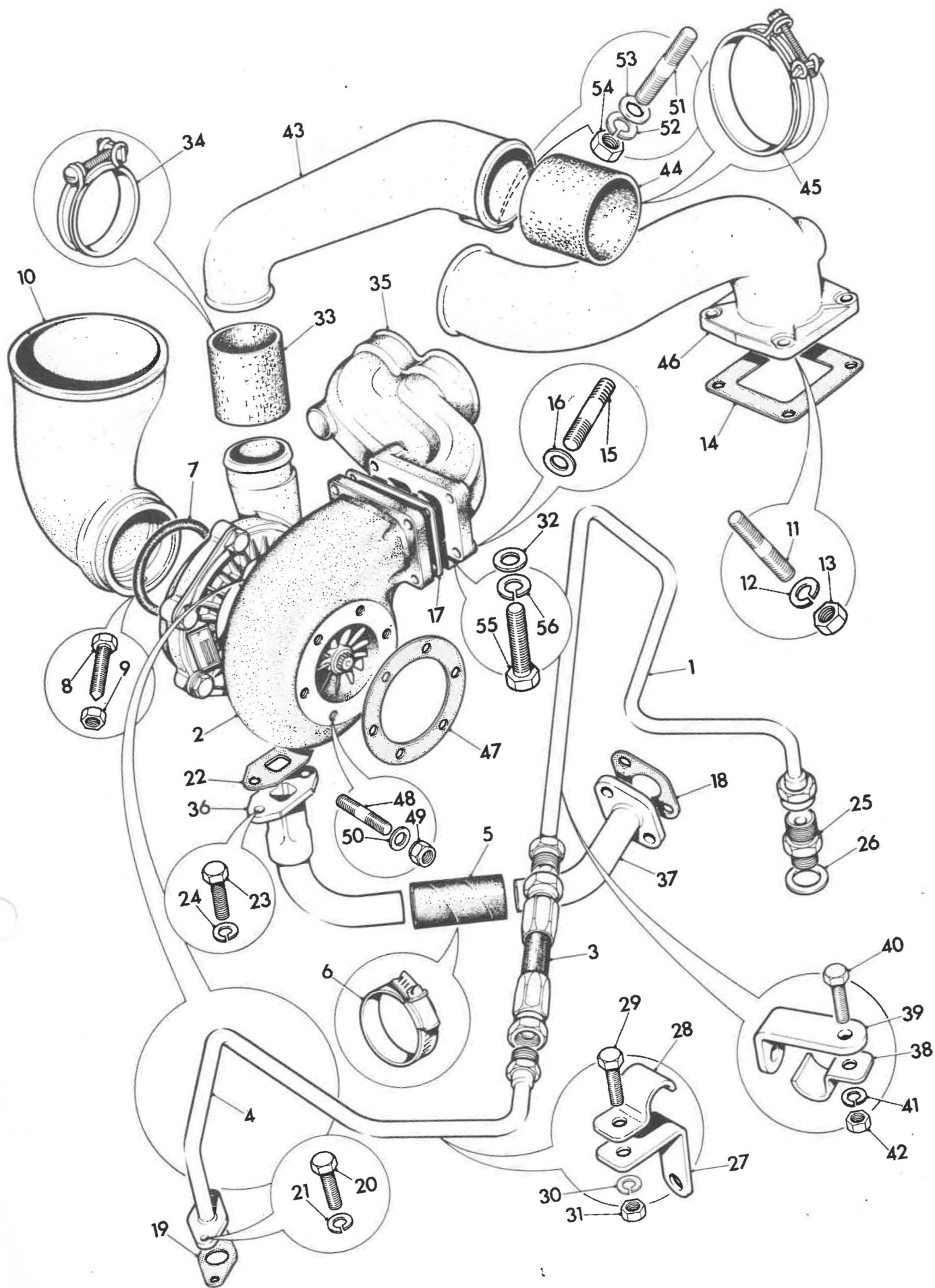
Illust. ref.	Part	Description	Quantity per unit
Sub Group A.21			
EXHAUST SUPERCHARGER UNIT ESC.65			
1	.WAL0498	PIPE oil feed sub assembly filter to flexible hose	1
2	CAL2616	TURBOCHARGER airesearch assembly	1
3	614126	HOSE flexible sub assembly	1
4	WAL0499	PIPE oil feed sub assembly flexible hose to turbocharger	1
5	10806026	HOSE ) Oil drain	1
6	CJ600224	CLIP hose ) pipe connection	2
7	10803275	O-RING )	1
8	10805743	SETSCREW special ) Turbocharger	1
9	NH106041	NUT 6 mm ) to air cleaner	1
10	EAJ0002	ELBOW )	1
11	TE108051	STUD 8 mm )	4
12	WL108001	LOCKWASHER 8 mm ) Inlet pipe to	4
13	NH108041	NUT normal 8 mm ) manifold	4
14	802681	JOINT )	1
15	TD110051	STUD 10 mm )	4
16	WA110061	WASHER 10 mm ) Turbocharger	4
	10804286	NUT special ) to exhaust elbow	4
17	10808644	JOINT turbine inlet )	1
18	803136	JOINT oil drain pipe to gear cover	1
19	10806313	JOINT )	1
20	SH108201	SCREW 8 mm x 20 mm ) Feed pipe to	2
21	WL108001	LOCKWASHER 8 mm ) exchanger	2
22	10806314	JOINT )	1
23	SH108201	SCREW 8 mm x 20 mm ) Drain pipe	2
24	WL108001	LOCKWASHER 8 mm ) to turbocharger	2
25	10805007	ADAPTER union ) Oil filter	1
26	802066	WASHER ) outlet	1
27	10805564	CLIP )	1
28	10805563	CLIP ) Oil feed pipe	1
29	SH108161	SCREW 8 mm x 16 mm ) clamping	1
30	WL108001	LOCKWASHER 8 mm ) (front cover)	1
31	NH108041	NUT 8 mm )	1

ESC.65  
PL 301381



D301/B09

Illust. ref.	Part	Description	Quantity per unit
32	298138	WASHER	2
33	10806460	HOSE	1
34	10805207	CLIP hose	2
35	EEJ0002	ELBOW exhaust	1
36	WAL0500	PIPE oil drain sub assembly turbocharger to hose	1
37	WAL0501	PIPE oil drain sub assembly hose to gear cover	1
38	10805563	CLIP )	2
39	CAL2753	BRACKET ) Turbocharger	2
40	SH108161	SCREW 8 mm x 16 mm ) oil feed pipe	2
41	WL108001	LOCKWASHER 8 mm ) clamp	2
42	NH108041	NUT 8 mm )	2
43	PAJ0006	PIPE air intake	1
44	HHK0005	HOSE	1
45	CAL2654	CLIP hose	2
46	PAJ0003	PIPE air intake turbocharger to inlet manifold	1
47	10803597	JOINT turbine outlet )	1
48	10808682	STUD 5/16" UNC/UNF ) Turbocharger	6
49	10808687	NUT 5/16" UNF ) exhaust outlet	6
50	WL600051	LOCKWASHER 5/16" ) flange	6
51	801706/18	STUD 8 mm )	2
52	WL108001	LOCKWASHER 8 mm ) Air inlet	2
53	WA108051	WASHER 8 mm ) pipe to bracket	2
54	NH108041	NUT 8 mm )	2
55	SH112351	SCREW 12 mm x 35 mm ) Exhaust elbow	2
56	WL112001	LOCKWASHER 12 mm ) to bracket	2



D301/B21

Illust. ref.	Part	Description	Quantity per unit
Sub Group A.23			
CYLINDER BLOCK UNIT ECB.37/4			
All parts as quoted on unit specification ECB.37A with the following exceptions:			
REPLACEMENT PARTS			
	WAL1640	PIPE breather sub assembly replaces 10805570	1
	MEJ0004	MANIFOLD exhaust front replacs 10807245	1
	MEJ0003	MANIFOLD exhaust rear replaces 10807246	1
	ELJ0002	EYE lifting replaces 803104	1
	SH112351	SCREW 12 mm x 35 mm for lifting eye replaces SH112301	2
	HTJ0004	HOUSING thermostat replaces 10806209	1
	EWJ0003	ELBOW water outlet replaces flange 10806454	1
	BH108131	BOLT 8 mm x 65 mm replaces SH108251 water outlet elbow to thermostat housing	1
	802050	PLATE blanking replaces ) Thermostat 10807005 ) rear	1
	802051	JOINT replaces 801992 ) facing	1
ADDITIONAL PARTS			
	SH108251	SCREW 8 mm x 25 mm top cover to tappet block	2
	CAL1159	BRACKET	1
	10911265	BRACKET electrical clips to top cover	2
	WAL0414	BRACKET sub assembly turbocharger elbow	1
	BH110071	BOLT 10 mm x 35 mm )	3
	WL110001	LOCKWASHER 10 mm ) End cover	3
	10806190	PLUG 22 mm )	1
	802069	WASHER copper ) Thermostst	1
	121975	PLUG 1" B.S.P.) housing	1
	511365	WASHER copper )	1
	SH110121	SCREW 10 mm x 12 mm ) Inlet	2
	802063	WASHER copper ) manifold	2

Illust. ref.	Part	Description	Quantity per unit
PARTS DELETED			
143	10806393	BRACKET sub assembly	1
76	802667	BUSH control shaft	2
111	520041	BRACKET	2
155	10808590	BRACKET	1
94	BH108071	BOLT 8 mm top cover to tappet block	2
50	10866116	BRACKET top cover	1
30	SJ110201	SCREW socket 10 mm x 20 mm for end cover	3
139	TE110091	STUD 10 mm )	1
140	TE110051	STUD 10 mm )	1
141	BH110081	BOLT 10 mm ) Filter and	1
142	WS110001	WASHER 10 mm spring ) packing piece to	2
143	WL110001	LOCKWASHER 10 mm ) inlet manifold	1
144	NH110041	NUT 10 mm )	3
150	10807006	STUD collared )	2
152	WL108001	LOCKWASHER 8 mm ) Inlet manifold	2
153	NH108041	NUT 8 mm )	2
131	802208	PLUG thermostat facing (rear)	1

Illust. ref.	Part	Description	Quantity per unit
Sub Group A.23			
CYLINDER BLOCK UNIT ECB.37A			
1	AAL8805	BLOCK cylinder complete with liners covers valves guides seats springs etc sub assembly	1
2	801848	LINER cylinder	6
3	10805640	SLEEVE injector	6
4	801828	COVER side	2
5	801880	GUIDE valve inlet	6
6	801879	GUIDE valve exhaust	6
7	UNJ1008	VALVE inlet	6
8	UEJ1007	VALVE exhaust	6
9	UZJ1015	SEAT valve inlet	6
10	UZJ1016	SEAT valve exhaust	6
11	10804082	SPRING valve inner	12
12	10804083	SPRING valve outer	12
13	10805956	COLLAR valve upper	12
14	10804089	COLLAR valve lower	12
15	801864	CONE split 2 halves	12
16	801658	SEAL valve stem inlet	6
17	10803484	JOINT side cover to cylinder block	2
18	801832	JOINT side cover to cylinder block	2
	10806282	NOZZLE water inlet sub assembly	4
	10806283	JOINT	4
	SH105101	SCREW 5 mm x 10 mm	16
	10807077	WASHER tab	8
21	10808646	COVER side and water rail	1
22	10808648	JOINT water rail to cylinder block	2
23	802052	COVER front and rear	2
24	802053	JOINT	2
25	SH108201	SCREW 8 mm ) Right hand side	18
26	WL108001	LOCKWASHER 8 mm ) cover to cylinder	20
27	SH108251	SCREW 8 mm ) block	2
28	SH108251	SCREW 8 mm ) Water rail to	20
29	BH108111	BOLT 8 mm ) left hand side	2
30	WL108001	LOCKWASHER 8 mm ) cylinder block	22
31	SJ110201	SCREW 10 mm cover front and rear	12
32	10806383	CAMSHAFT	1
33	802047	PLUG camshaft	2
34	10808082	GEAR driving camshaft	1
35	802164	DOWEL	1
36	10808430/22	SCREW 12 mm Durlock	4
37	10806209	HOUSING thermostat	1

Illust. ref.	Part	Description	Quantity per unit
38	802316/3	THERMOSTAT	1
39	13834	PLUG drain 1/2" B.S.P.	4
40	10806454	FLANGE water outlet	1
41	802207	JOINT water outlet flange) Water outlet	1
42	SH108251	SCREW 8 mm ) flange to	4
43	WL108001	LOCKWASHER 8 mm ) thermostat	4
		) housing	
44	BH108061	BOLT 8 mm ) By pass flange to	4
45	WS108001	WASHER 8 mm spring ) thermostat housing	4
46	10807010	COVER top	1
47	10805793	BREATHER top cover	1
48	10805296	PACK wire mesh	1
49	10805792	JOINT top cover to breather	1
50	10866116	BRACKET	1
51	10803387	INSERT helicoil	4
52	WS108001	WASHER spring	4
53	SH108161	SCREW 8 mm	4
54	10806295	BAFFLE sub assembly	1
55	10807270	BLOCK tappet sub assembly	1
56	10803387	INSERT helicoil	8
57	802048	STUD special	8
58	TE110100	STUD 10 mm	4
59	801852	CAP camshaft bearing intermediate	6
60	801853	CAP camshaft bearing rear	1
61	802162	DOWEL	14
62	10804537	WASHER tab	14
63	WL110001	LOCKWASHER 10 mm	14
64	NH110041	NUT 10 mm	14
	10806667	STUD special	2
65	MLJ1030	MANIFOLD inlet	1
67	10805570	PIPE breather sub assembly	1
68	802242	PIPE oil drain sub assembly front	1
69	10806924	PIPE oil drain sub assembly rear	1
70	10805572	HOSE 1.5/8"	1
71	CJ600384	CLIP	2
72	10805957	TAPPET	12
73	10805955/1	WASHER tappet adjusting )	
	10805955/2	" " " )	
	10805955/3	" " " )	
	10805955/4	" " " ) Sizes as reqd	
	10805955/5	" " " ) one per tappet	
	10805955/6	" " " )	

Illust. ref.	Part	Description	Quantity per unit
	10805955/7	WASHER tappet adjusting )	
	10805955/8	" " " )	
	10805955/9	" " " )	
	10805955/10	" " " )	Sizes as
	10805955/11	" " " )	required
	10805955/12	" " " )	one per
	10805955/13	" " " )	tappet
	10805955/14	" " " )	
	10805955/15	" " " )	
	10805955/16	" " " )	
74	802445	BEARING camshaft intermediate	12
75	802446	BEARING camshaft rear	2
76	802667	BUSH shaft control	2
77	10808076	O-RING	1
78	802163	DOWEL tappet block	2
79	802045	PLUG tappet block oilway	1
80	802063	WASHER tappet block oilway	1
81	TE110060	STUD 10 mm )	2
82	NH110041	NUT 10 mm )Tappet block to	2
83	SH110251	SCREW 10 mm )cylinder block	14
84	WS110001	WASHER 10 mm spring )	16
85	SS110651	SCREW 10 mm socket )	12
86	802665	JOINT )	1
87	802162	DOWEL )	10
88	TE108180	STUD 8 mm )	3
89	802049	NUT domed ) Top cover to	14
90	802062	WASHER ) tappet block	20
91	SH108251	SCREW 8 mm )	5
92	WS108001	WASHER 8 mm spring )	7
93	TE108190	STUD 8 mm )	1
94	BH108071	BOLT 8 mm )	2
95	10807011	CAP oil filler sub assembly	1
96	800975	O-RING	1
97	10804489	BRACKET reservoir to top cover	1
98	10807245	MANIFOLD exhaust front	1
99	10807246	MANIFOLD exhaust rear	1
100	10807247	TUBE centre	1
101	10804757	RING compression	6
102	801837	JOINT for exhaust manifold (2 bolt)	4
103	801836	JOINT for exhaust manifold (4 bolt)	2
104	802693	STUD 10 mm )	16
105	10804286	NUT )Exhaust manifold to	16
106	10806467	WASHER tab )cylinder block	16

Illust. ref.	Part	Description	Quantity per unit
107	JJJ1001	JOINT cylinder block to crankcase	2
108	10805761	JOINT inlet manifold	1
109	803082	PLATE blanking )	1
110	802681	JOINT ) Inlet manifold	1
111	520041	BRACKET )	1
112	801706/18	STUD 8 mm )	4
113	WL108001	LOCKWASHER 8 mm ) Blanking plate	4
114	NH108041	NUT 8 mm ) to inlet manifold	4
115	TE106050	STUD 6 mm )	6
116	WS106001	WASHER 6 mm spring ) Injector pipe clip	6
117	NH106041	NUT 6 mm ) to inlet manifold	6
118	803104	EYE lifting	1
119	SH112301	SCREW 12 mm	2
120	WL112001	LOCKWASHER 12 mm	2
121	802046	PLUG 12 mm )	2
122	802064	WASHER ) Water jacket	2
123	10804965	PLATE cover )	1
124	802627	JOINT ) Compressor	1
125	SH108201	SCREW 8 mm ) air feed	2
126	WL108001	LOCKWASHER 8 mm )	2
127	801992	JOINT )	1
128	SH108251	SCREW 8 mm ) Thermostat housing	4
129	WL108001	LOCKWASHER 8 mm ) to block	4
130	10807005	PLATE blanking ) Rear thermostat	1
131	802208	PLUG ) facing	1
132	801992	JOINT )	1
133	SH108201	SCREW 8 mm ) Blanking plate	4
134	WL108001	LOCKWASHER 8 mm ) to block	4
135	803136	JOINT )	3
136	SH108251	SCREW 8 mm )	4
137	WL108001	LOCKWASHER 8 mm ) Oil drain pipes	4
138	10806952	JOINT )	1
139	TE110090	STUD 10 mm fuel filter to inlet manifold	1
140	TE110050	STUD 10 mm packing piece to inlet manifold	1
141	BH110081	BOLT 10 mm )	1
142	WS110001	WASHER 10 mm spring ) Fuel filter to	2
143	WL110001	LOCKWASHER 10 mm ) packing piece	1
144	NH110041	NUT 10 mm )	3



Illus. ref.	Part	Description	Quantity per unit
Sub Group A.23			
CYLINDER BLOCK UNIT ECB.37A			
10906269		BLOCK cylinder complete with liners covers valve guides sets etc sub assembly	1
801848		LINER cylinder	6
10805640		SLEEVE injector	6
801828		COVER side	2
SH108200		SCREW 8 mm x 1.25 )	18
WL108001		WASHER 8 mm lock ) Right hand side	20
10803484		JOINT ) cover to cylinder	2
801832		JOINT ) block	2
SH108250		SCREW 8 mm x 1.25 )	2
10806282		NOZZLE water inlet sub assembly	1
10806283		JOINT	4
10808646		COVER side water rail	1
SH105101		SCREW 5 mm x 0.8	16
10807077		WASHER tab	8
SH108250		SCREW 8 mm x 1.25 )	20
BH108111		BOLT 8 mm x 1.25 ) Water rail to	2
WL108001		WASHER 8 mm lock ) left hand cylinder block	24
10808648		JOINT )	2
802052		COVER front and rear	2
SJ110200		SCREW 10 mm x 1.50	12
802053		JOINT	2
801880		GUIDE valve inlet	6
801658		SEAL valve inlet	6
10803935		VALVE inlet	6
10804881		SEAT valve inlet	6
801879		GUIDE valve exhaust	6
10803936		VALVE exhaust	6
10804944		SEAT valve exhaust	6
10804082		SPRING valve inner	12
10804083		SPRING valve outer	12
10805956		COLLAR upper	12
10804089		COLLAR valve lower	12
801864		CONE split	12 pairs

Illus. ref.	Part	Description	Quantity per unit
	10806383	CAMSHAFT	1
	802047	PLUG for camshaft	2
	801883	GEAR camshaft driving	1
	802164	DOWEL	1
	802268	BOLT	4
	10806209	HOUSING thermostat	1
	802316/3	THERMOSTAT	1
	13834	PLUG 1/2" B.S.P. drain	4
	10806454	FLANGE water outlet	1
	802207	JOINT water outlet flange )	1
	SH108250	SCREW 8 mm x 1.25 )	4
	WL108000	WASHER )	4
		Water outlet flange to thermostat housing	
	BH108061	BOLT 8 mm x 1.25 )	4
	WS108000	WASHER spring )	4
		By-pass flange to thermostat housing	
	10807010	COVER top	1
	10805793	BREATHER	1
	10866116	BRACKET	1
	10805296	PACK wire mesh	1
	10805792	JOINT top cover to breather	1
	10803387	INSERT helicoil	4
	WS108000	WASHER 8 mm spring	4
	SH108160	SCREW 8 mm x 1.25	4
	10806295	BAFFLE sub assembly	1
	10807269	BLOCK tappet sub assembly	1
	10803387	INSERT helicoil	8
	802048	STUD special	8
	TE110100	STUD 10 mm x 1.50	4
	802162	DOWEL	14
	10804537	WASHER tab	14
	WL110000	WASHER 10 mm lock	14
	NH110040	NUT 10 mm x 1.50 normal	14
	10806667	STUD special	2
	10805930	MANIFOLD inlet	1
	10803387	INSERT helicoil	2
	10805570	PIPE breather sub assembly	1
	802242	PIPE oil drain front sub assembly	1

Illus. ref.	Part	Description	Quantity per unit
	10806924	PIPE oil drain rear sub assembly	1
	10805572	HOSE 1.5/8" bore	1
	CJ600384	CLIP for hose	2
	10805957	TAPPET	12
	10805955/1	WASHER tappet adjusting )	
	10805955/2	" " " )	
	10805955/3	" " " )	
	10805955/4	" " " )	
	10805955/5	" " " )	
	10805955/6	" " " )	
	10805955/7	" " " )	
	10805955/8	" " " ) Sizes as required	
	10805955/9	" " " ) one per tappet	
	10805955/10	" " " )	
	10805955/11	" " " )	
	10805955/12	" " " )	
	10805955/13	" " " )	
	10805955/14	" " " )	
	10805955/15	" " " )	
	10805955/16	" " " )	
	802445	BEARING camshaft intermediate	12
	802446	BEARING camshaft rear	2
	802667	BUSH for control shafts	2
	10808076	O-RING	1
	802163	DOWEL tappet block to cylinder	2
	802045	PLUG )	1
	802063	WASHER ) Tappet block to oilway	1
	TE110060	STUD 10 mm x 1.50 )	2
	WS110000	WASHER 10 mm spring )	2
	NH110040	NUT 10 mm x 1.50 normal )	2
	SH110250	SCREW 10 mm x 1.50 )	14
	SS110650	SCREW 10 mm coarse )	12
	WS110000	WASHER 10 mm spring )	14

Illus. ref.	Part	Description	Quantity per unit
	802665	JOINT )	1
	802162	DOWEL )	12
	TE108180	STUD 8 mm x 1.25 ) Top cover to	3
	802049	NUT ) tappet block	14
	802062	WASHER )	20
	SH108250	SCREW 8 mm x 1.25 )	5
	WS108000	WASHER 8 mm spring )	7
	801706/95	STUD 8 mm x 95 )	1
	BH108071	BOLT 8 mm x 1.25 )	2
	10807011	CAP oil filler assembly	1
	800975	O-RING	1
	10804489	BRACKET reservoir to top cover	1
	10807245	MANIFOLD exhaust front	1
	10807246	MANIFOLD rear	1
	10807247	TUBE centre	1
	10804757	RING compression	6
	801837	JOINT for exhaust manifold 2 bolt	4
	801836	JOINT for exhaust manifold 4 bolt	2
	10808693	STUD 10 mm ) Exhaust manifold	16
	NR110090	NUT ) to cylinder block	16
	10806467	WASHER tab )	16
	10804551	JOINT cylinder block to crankcase	2
	10805761	JOINT inlet manifold	1
	803082	PLATE )	1
	802681	JOINT ) Inlet manifold	1
	520041	BRACKET )	1
	801706/18	STUD 8 mm x 1.25 ) Blanking plate	4
	WL108000	WASHER 8 mm lock ) to inlet manifold	4
	NH108040	NUT 8 mm x 1.25 normal )	4
	TE106050	STUD 6 mm x 1.00 ) Injector pipe clip	6
	WS106000	WASHER 6 mm spring ) to inlet manifold	6
	NH106040	NUT 6 mm x 1.00 normal )	6
	803104	EYE lifting	1
	SH112300	SCREW 12 mm x 1.75	2
	WL112000	WASHER 12 mm lock	2

Illus. ref.	Part	Description	Quantity per unit
802046	PLUG 12 mm	) Water jacket	2
802064	WASHER		2
10804965	PLATE cover	)	1
802627	JOINT	)	1
SH108200	SCREW 8 mm x 1.25	) Compressor air feed	2
WL108000	WASHER 8 mm lock	)	2
801992	JOINT	)	1
SH108250	SCREW 8 mm x 1.25	) Thermostat housing	4
WL108000	WASHER 8 mm lock	) to block	4
10807005	PLATE blanking	)	1
802208	PLUG	) Rear thermostat facing	1
801992	JOINT	)	1
SH108200	SCREW 8 mm x 1.25	) Blanking plate to block	4
WL108000	WASHER 8 mm lock	)	4
803136	JOINT	)	3
SH108250	SCREW 8 mm x 1.25	) Oil drain pipes	4
WL108000	WASHER 8 mm lock	)	4
10806952	JOINT	)	1
TE110090	STUD 10 mm x 1.50	fuel filter to inlet manifold	1
TE110050	STUD 10 mm x 1.50	packing piece to inlet manifold	1
BH110081	BOLT 10 mm x 1.5	)	1
WS110000	WASHER 10 mm spring	) Fuel filter to	2
WL110000	WASHER 10 mm lock	) packing piece	1
NH110040	NUT 10 mm x 1.50 normal	)	3
520041	BRACKET	)	1
10808590	BRACKET	) Water pipes to top cover	1
10806393	BRACKET stop sub assembly		1
BH108071	BOLT 8 mm x 1.25		2
NH108040	NUT 8 mm x 1.25 normal		2
SH108250	SCREW 8 mm x 1.25	)	12
10807006	STUD collared	)	2
WS108000	WASHER 8 mm spring	) Inlet manifold to	14
WL108000	WASHER 8 mm lock	) cylinder block	2
NH108040	NUT 8 mm x 1.25 normal	)	2

Illus. ref.	Part	Description	Quantity per unit
Sub Group <del>A.25</del> A.23			
CYLINDER BLOCK UNIT ECB.61			
10906287		BLOCK cylinder complete with liners covers valve guides seats etc sub assembly	1
801848		LINER cylinder	6
10807766		SLEEVE injector	6
801828		COVER side	2
10334280		PLUG cup	7
10808726		PLUG	12
SH108200		SCREW 8 mm x 1.25 )	18
WL108001		WASHER lock 8 mm ) Right hand side	20
10803484		JOINT ) cover to	2
801832		JOINT ) cylinder block	2
SH108250		SCREW 8 mm x 1.25 )	2
WAL0414		BRACKET turbocharger elbow sub assembly	1
10808646		COVER side and water rail	1
SH108250		SCREW 8 mm x 1.25 )	20
BH108111		BOLT 8 mm x 1.25 ) Water rail	2
WL108001		WASHER lock 8 mm ) to left hand	22
10808648		JOINT ) cylinder block	2
802052		COVER front and rear	2
SJ110200		SCREW socket 10 mm x 1.50	9
802053		JOINT	2
BH110071		BOLT 10 mm x 1.5	3
WL110001		WASHER lock 10 mm	3
801880		GUIDE valve inlet	6
801658		SEAL valve inlet	6
10803935		INLET valve	6
10804881		SEAT valve inlet	6
801879		GUIDE valve exhaust	6
10803936		VALVE exhaust	6
10804944		SEAT valve exhaust	6
10804082		SPRING valve inner	12
10804083		SPRING valve outer	12
10805956		COLLAR upper	12
10804089		COLLAR valve lower	12
801864		CONE split	12 pairs

Illus. ref.	Part	Description	Quantity per unit
	10806383	CAMSHAFT	1
	802047	PLUG camshaft	2
	10808082	GEAR driving camshaft	1
	802164	DOWEL	1
	10808430/22	SCREW 12 mm x 1.75	4
	HTJ0004	HOUSING thermostat	1
	EWJ0003	ELBOW water outlet	1
	802316/1	THERMOSTAT	1
	13834	PLUG drain 1/2" B.S.P.	3
	10806190	PLUG 22 mm	1
	802069	WASHER copper	1
	121975	PLUG	1
	511365	WASHER	1
	802207	JOINT water outlet flange ) Water outlet	1
	SH108250	SCREW 8 mm x 1.25 ) elbow to	3
	BH108131	BOLT 8 mm x 1.25 ) thermostat	1
	WL108001	WASHER lock 8 mm ) housing	4
	BH108061	BOLT 8 mm x 1.25 ) By-pass flange to	4
	WS108001	WASHER spring ) thermostat housing	4
	10807010	COVER top	1
	10805793	BREATHER	1
	10805296	PACK wire mesh	1
	10805792	JOINT top cover to breather	1
	10803387	INSERT helicoil	4
	WS108000	WASHER spring 8 mm	4
	SH108160	SCREW 8 mm x 1.25	4
	10806295	BAFFLE sub assembly	1
	10807270	BLOCK tappet sub assembly	1
	10803387	INSERT helicoil	8
	802048	STUD special	5
	TE110100	STUD 10 mm x 1.50	4
	802162	DOWEL	14
	10804537	WASHER tab	14
	WL110000	WASHER lock 10 mm	14
	NH110040	NUT normal 10 mm x 1.50	14
	801352	CAP camshaft bearing intermediate	6
	801353	CAP camshaft bearing rear	1
	10805930	MANIFOLD inlet	1

Illus. ref.	Part	Description	Quantity per unit
	10803387	INSERT helicoil	2
	WAL1640	PIPE breather sub assembly	1
	802242	PIPE oil drain front sub assembly	1
	10806924	PIPE oil drain rear sub assembly	1
	10805572	HOSE 1.5/8" bore	1
	CJ600384	CLIP hose	2
	10805957	TAPPET	12
	10805955/1	WASHER tappet adjusting )	) Sizes as required one per tappet
	10805955/2	WASHER tappet adjusting )	
	10805955/3	WASHER tappet adjusting )	
	10805955/4	WASHER tappet adjusting )	
	10805955/5	WASHER tappet adjusting )	
	10805955/6	WASHER tappet adjusting )	
	10805955/7	WASHER tappet adjusting )	
	10805955/8	WASHER tappet adjusting )	
	10805955/9	WASHER tappet adjusting )	
	10805955/10	WASHER tappet adjusting )	
	10805955/11	WASHER tappet adjusting )	
	10805955/12	WASHER tappet adjusting )	
	10805955/13	WASHER tappet adjusting )	
	10805955/14	WASHER tappet adjusting )	
	10805955/15	WASHER tappet adjusting )	
	10805955/16	WASHER tappet adjusting )	
	802445	BEARING camshaft intermediate	12
	802446	BEARING camshaft rear	2
	10808076	O-RING	1
	802163	DOWEL tappet block to cylinder block	2
	802045	PLUG ) Tappet block	1
	802063	WASHER ) oilway	1
	TE110060	STUD 10 mm x 1.50 )	) Tappet block to cylinder block
	WS110001	WASHER spring 10 mm )	
	NH110040	NUT normal 10 mm x 1.50 )	
	SH110250	SCREW 10 mm x 1.50 )	) Tappet block to cylinder block
	SS110650	SCREW socket 10 mm coarse )	
	WS110001	WASHER spring 10 mm )	

Illus. ref.	Part	Description	Quantity per unit
802665		JOINT )	1
802162		DOWEL )	10
TE108180		STUD 8 mm x 1.25 )	3
802049		NUT ) Top cover to	14
802062		WASHER ) tappet block	20
SH108250		SCREW 8 mm x 1.25 )	7
WS108001		WASHER spring )	7
801706/95		STUD 8 mm x 95 )	1
10807011		CAP oil filler assembly	1
800975		O-RING	1
MEJ0004		MANIFOLD exhaust front	1
MEJ0003		MANIFOLD exhaust rear	1
10807247		TUBE centre	1
10804757		RING compression	6
801837		JOINT for exhaust manifold 2 bolt	4
801836		JOINT for exhaust manifold 4 bolt	2
10808683		STUD 10 mm ) Exhaust manifold to	16
NR110090		NUT ) cylinder block	16
10806467		WASHER tab )	16
10804551		JOINT cylinder block to crankcase	2
10805761		JOINT inlet manifold	1
802681		JOINT inlet manifold	1
TE108040		STUD 8 mm x 1.25 ) Fuel filter	4
WL108001		WASHER lock 8 mm ) bracket to	4
NH108040		NUT normal 8 mm x 1.25 ) inlet manifold	4
TE106050		STUD 6 mm x 1.00 ) Injector pipe	6
WS106001		WASHER spring 6 mm ) clip to inlet	6
NH106040		NUT normal 6 mm x 1.00 ) manifold	6
ELJ0002		EYE lifting	1
SH112350		SCREW 12 mm x 1.75	2
WL112001		WASHER lock 12 mm	2
CAL1159		BRACKET	1
WA112080		WASHER 12 mm plain	2
802046		PLUG 12 mm ) Water jacket	2
802064		WASHER )	2

Illus. ref.	Part	Description	Quantity per unit
	10804965	PLATE cover )	1
	802627	JOINT ) Compressor	1
	SH108200	SCREW 8 mm x 1.25 ) air feed	2
	WL108001	WASHER lock 8 mm )	2
	801992	JOINT ) Thermostat	1
	SH108250	SCREW 8 mm x 1.25 ) housing to	4
	WL108001	WASHER lock 8 mm ) block	4
	802050	PLATE blanking rear thermostat facing	1
	802051	JOINT )	1
	SH108200	SCREW 8 mm x 1.25 ) Blanking plate	4
	WL108001	WASHER lock 8 mm ) to block	4
	803136	JOINT )	3
	SH108250	SCREW 8 mm x 1.25 ) Oil drain	4
	WL108001	WASHER lock 8 mm ) pipes	4
	10806952	JOINT )	1
	10806393	BRACKET stop sub assembly	1
	BH108071	BOLT 8 mm x 1.25	2
	NH108040	NUT normal 8 mm x 1.25	2
	SH108250	SCREW 8 mm x 1.25 ) Inlet manifold to	14
	WS108001	WASHER spring ) cylinder block	14
	SH110120	SCREW 10 mm x 1.50 ) Inlet manifold	2
	802063	WASHER ) filter face	2

D301/B05

Illust. ref.	Part	Description	Quantity per unit
Sub Group A.25			
HEAT EXCHANGER UNIT HE.26			
1	10807669	HEAT exchanger sub assembly	1
2	10807933	PLUG	1
3	WA0502	PIPE inlet water sub assembly	1
4	MBJ0009	BRACKET oil cooler support rear	1
5	WAL0503	PIPE outlet water sub assembly	1
6	WAL0504	PIPE oil sub assembly filter to cooler	1
7	WAL0505	PIPE oil sub assembly cooler to crankcase	1
8	SH108201	SCREW 8 mm x 20 mm )	2
9	WL108001	LOCKWASHER 8 mm ) Oil pipe	4
10	801706/18	STUD 8mm ) to crankcase	2
11	NH108041	NUT 8 mm )	2
12	SH108201	SCREW 8 mm x 20 mm )	2
13	WL108001	LOCKWASHER 8 mm ) Oil pipe	4
14	801706/18	STUD 8 mm ) to filter	2
15	NH108041	NUT 8 mm )	2
16	CAL6002	O-RING oil pipe flanges heat exchanger to crankcase	2
17	CAL6002	O-RING oil pipe flanges heat exchanger to filter	2
18	802141	JOINT water pipe elbow - inlet	1
19	801706/18	STUD 8 mm )	2
20	WL108001	LOCKWASHER 8 mm ) Bracket front	2
21	NH108041	NUT 8 mm ) heat exchanger	2
22	SH110301	SCREW 10 mm x 30 mm ) to crankcase	2
23	WL110001	LOCKWASHER 10 mm )	2
24	801706/18	STUD 8 mm )	2
25	WL108001	LOCKWASHER 8 mm ) Bracket rear	2
26	NH108041	NUT 8 mm ) heat exchanger	2
27	SH110251	SCREW 10 mm x 25 mm ) to crankcase	2
28	WL110001	LOCKWASHER 10 mm )	2
29	SH108251	SCREW 8 mm x 25 mm ) Water pump	2
30	WL108001	LOCKWASHER 8 mm ) to heat	4
31	BH108131	BOLT 8 mm x 65 mm ) exchanger	2
32	SH108251	SCREW 8 mm x 25 mm ) Heat exchanger	3
33	BH108131	BOLT 8 mm x 65 mm ) to water rail	1
34	WL108001	LOCKWASHER 8 mm )	4

HE.26  
PL 301382



D301/B06

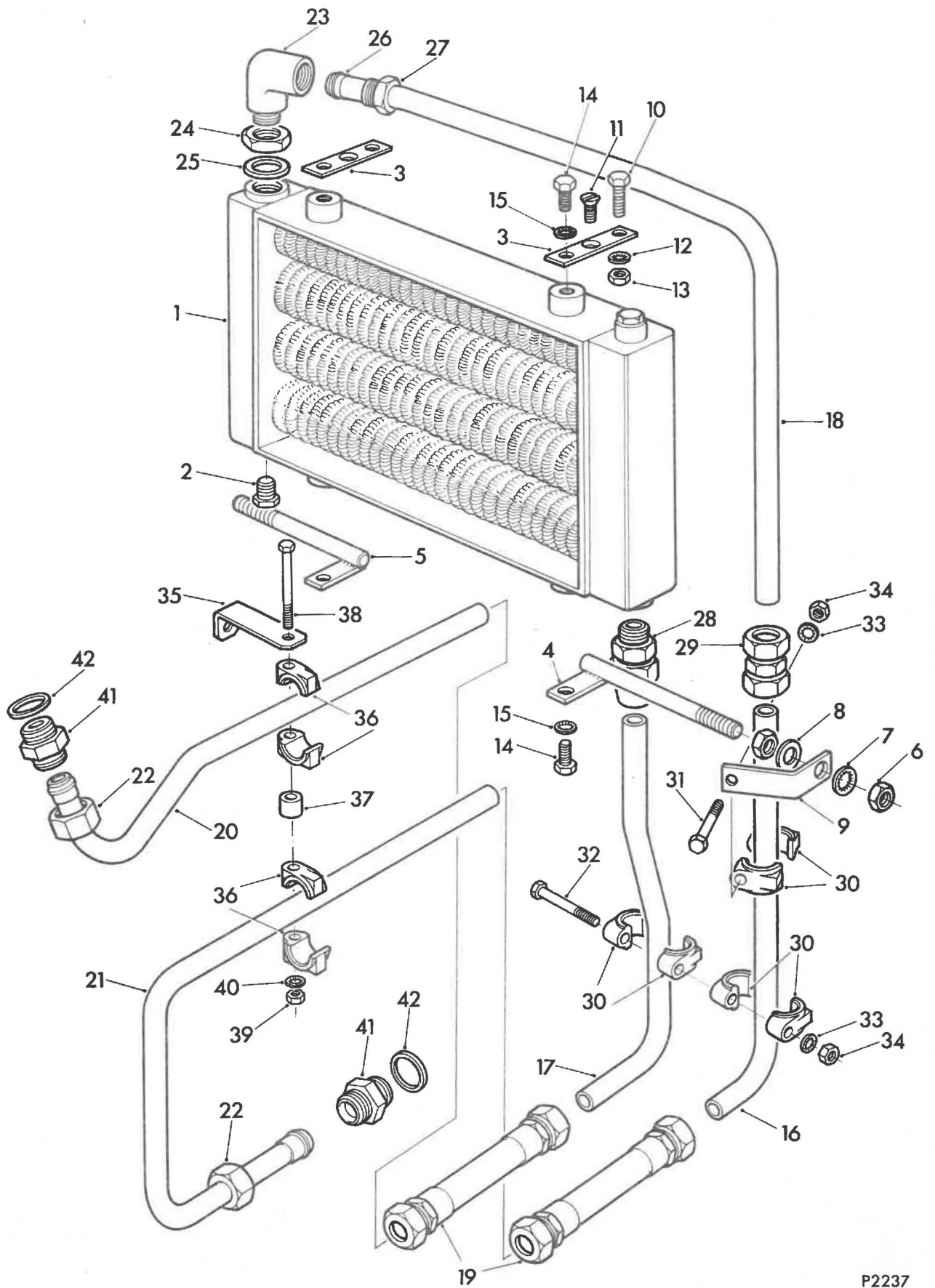
Illust. ref.	Part	Description	Quantity per unit
35	10803959	HOSE connecting ) Pipe heat exchanger	1
36	CJ600384	CLIP hose ) to water pump	2
37	10803959	HOSE connecting ) Pipe heat exchanger	1
38	CJ600384	CLIP hose ) to water rail	2
39	802447	JOINT water pipe elbow outlet	1
40	WAL0549	BRACKET sub assembly oil cooler support front	1
41	10806221	SWITCH pressure oil	1
42	146855	WASHER	1
43	10904160	COVER terminal	1



Illus. ref.	Part	Description	Quantity per unit
Sub Group A.25			
ENGINE OIL COOLER UNIT			
GARDNER ENGINE GROUP			
1	169VRW	COOLER oil	1
2		PLUG 1/4" dryseal Westinghouse No. 230111 vent/drain plugs	2
3	284VRW	SUPPORT top for cooler	2
4	286VRW	SUPPORT cooler - lower rear	1
5	287VRW	SUPPORT cooler - lower forward	1
6		LOCKNUT 1/2" UNC ) Lower supports	4
7	1224	WASHER 1/2" Shakeproof ) to cowl and	2
8	BS3410	WASHER 1/2" plain Table 3 heavy) bracket	2
9	288VRW	BRACKET for pillar clip	1
10	UCB106/12S	BOLT )	2
11		SCREW countersunk head 3/8" UNC x ) Top supports 3/4" long ) to cowl	2
12	1220	WASHER 3/8" Shakeproof )	2
13	UCN106	NUT Grade 1 )	2
14	UCS106/7S	SCREW )	4
15	1220	WASHER 3/8" Shakeproof ) Cooler to supports	4
16	290VRW	PIPE oil - line union to flexible connection	1
17	171VRW	PIPE oil - flexible connection to cooler	1
18	170VRW	PIPE oil - cooler to line union	1
19	289VRW	CONNECTION flexible	2
20	178VRW	PIPE oil flexible connection to pump	1
21	179VRW	PIPE oil - sump to flexible connection	1
22	1321AVW	NUT union	2
23	34-0338-55	ELBOW Hobbs Enots )	1
24	34-0155-06	NUT Enots )Cooler top fitting	1
25	34-0156-06	WASHER sealing Enots ) (return)	1
26	34-0278-09	SLEEVE Enots )	1
27	34-0279-09	NUT tube Enots )	1
28	WS43/48/483	UNION straight Westinghouse/simplifix bottom fitting (flow)	1
29	D40/48/48	COUPLING steaight simplifix - cooler to flexible line union	1



Illus. ref.	Part	Description	Quantity per unit
30	297LSV	CLIP pillar	6
31	UCB104/14S	BOLT	1
32	UCB104/24S	BOLT	1
33	1216	WASHER 1/4" Shakeproof	2
34	UCN104	NUT Grade 1	2
35	515LSV	BRACKET clip )	1
36	297LSV	CLIP pillar )	4
37	220LSU	DISTANCE-PIECE ) Oil pipes to	1
38	UCB104/28S	BOLT ) engine	1
39	UCN104	NUT Grade 1 )	1
40	1216	WASHER 1/4" Shakeproof )	1
41	1318AVW	UNION single - ended 3/4" B.S.P.) Fitted to	2
42	RP42/6	WASHER copper 3-fold ) pump and	2
		) sump	

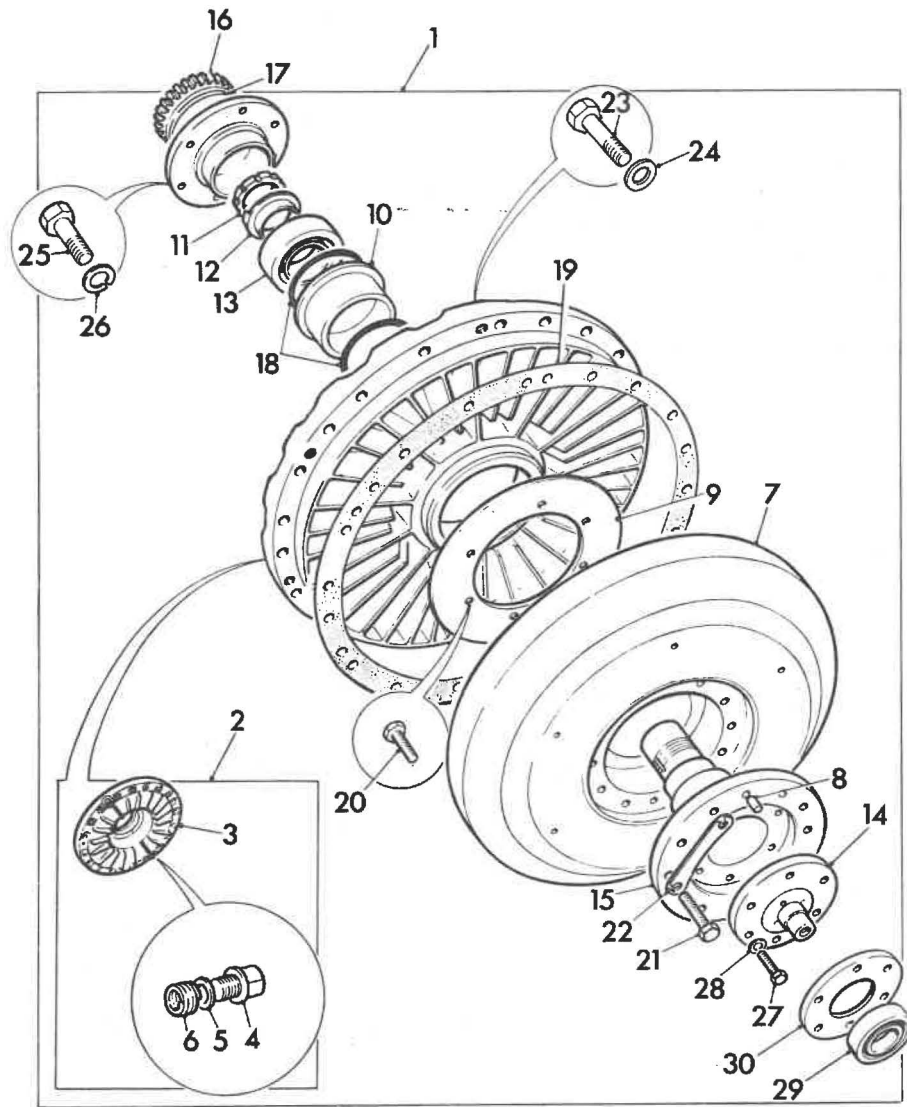


Gadnr



CLUTCH  
C.90/2  
PL 301473  
P1979

Illust. ref.	Part	Description	Quantity per unit
Sub Group B.1			
CLUTCH UNIT C.90/2			
1	AAL3518	COUPLING fluid assembly	1
2	10897072	CASING rear sub assembly	1
3	50558087	CASING rear	1
4	145110	PLUG on boss	2
5	802065	WASHER	2
6	10897047	HELICOIL	2
	SK606031	SCREW 3/8" UNF x 3/8" socket	5
7	10888994	RUNNER	1
8	841764	DOWEL	3
9	841767	PLATE baffle	1
10	50957151	HOUSING bearing	1
11	50957180	NUT ring	1
12	50957152	WASHER tab	1
13	2/12	BEARING ball	1
14	50957149	SPIGOT input coupling	1
15	50357885	SHAFT input coupling	1
16	50357836	GEAR pump driving	1
17	50957185	RING piston	1
18	50857186	O-RING	2
20	842367	SETSCREW 5/16" UNC baffle plate to runner	6
21	SH508111	SETSCREW 1/2" UNC x 1.3/8" ) For	6
22	841771	PLATE tab ) reaction member to runner	3
23	BH606111	BOLT 3/8" UNF x 1.1/4" long) Rear casing	20
24	CAL7093	WASHER 3/8" disc spring ) to flywheel	20
25	BH505081	BOLT 5/16" UNC x 1" ) Pump gear to	6
26	WL600051	LOCKWASHER 5/16" ) rear casing	6
27	SH506101	SETSCREW 3/8" UNC x 1/4" ) Spigot to	6
28	WL600061	LOCKWASHER 3/8" ) shaft	6
29	842360	BEARING roller ) Fitted to engine	1
30	841766	PLATE clamp ) flywheel	1
	SH604061	SCREW 1/4" UNF x 3/4" ) Clamp plate	6
	WL600041	LOCKWASHER 1/4" ) to flywheel	6



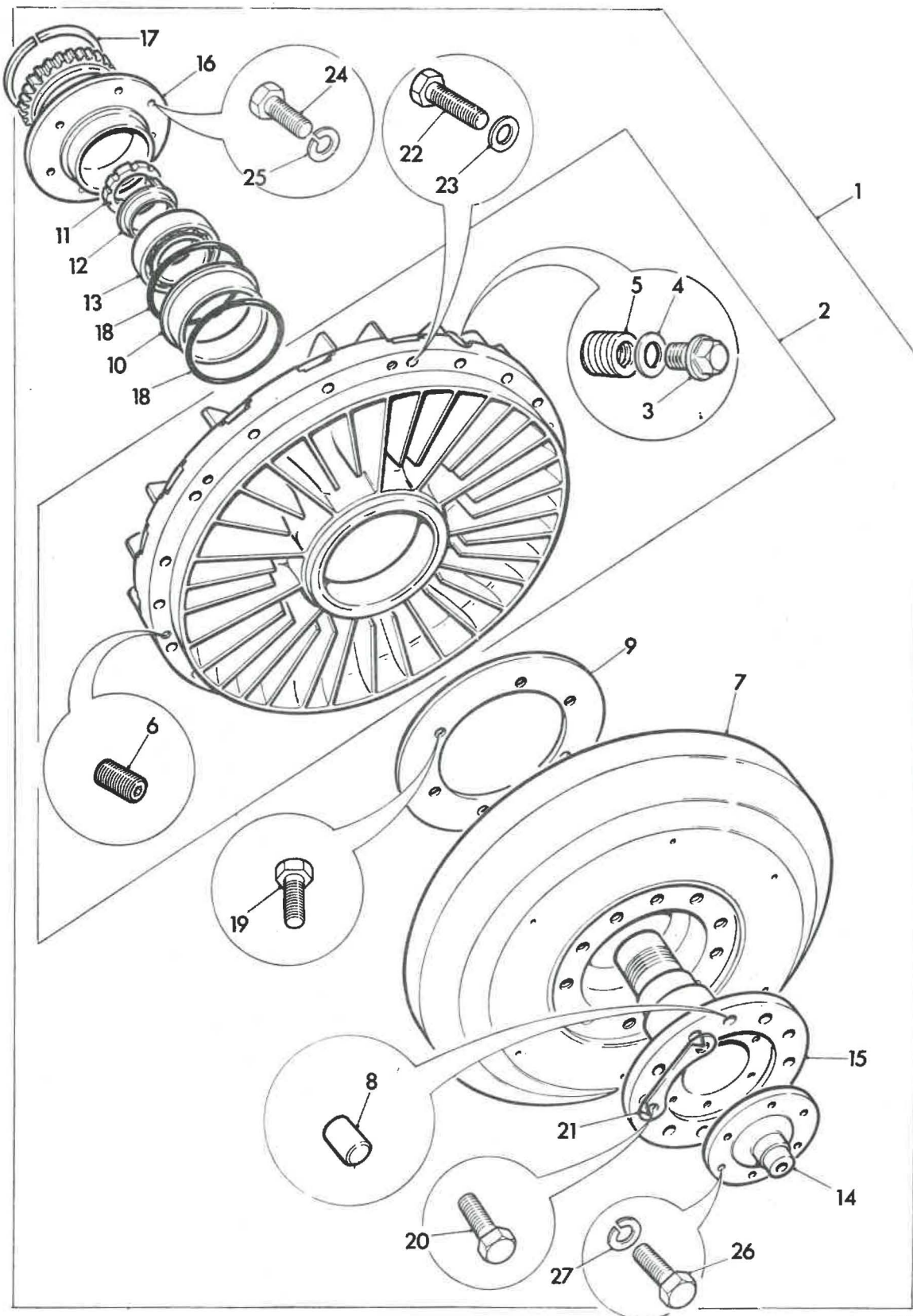
P1979

Haylee



CLUTCH  
C.92/2  
PL 301472  
P1268

Illust. ref.	Part	Description	Quantity per unit
Sub Group B.1			
CLUTCH UNIT C.92/2			
1	10920289	COUPLING fluid assembly	1
2	10897072	CASING rear sub assembly	1
3	145110	PLUG on boss	2
4	802065	WASHER for plug	2
5	10897047	INSERT thread	2
6	SK606031	SCREW 3/8" UNF x 3/8" socket head	5
7	10888994	RUNNER	1
8	841764	DOWEL	3
9	50957884	PLATE baffle	1
10	50957151	HOUSING bearing	1
11	50957180	NUT ring	1
12	50957152	WASHER tab	1
13	10903165	BEARING ball	1
14	50957149	COUPLING input	1
15	50357885	SHAFT coupling input	1
16	50357836	GEAR pump driving	1
17	50957185	RING piston	1
18	50857186	O-RING	2
19	842367	SETSCREW 5/16" UNC baffle plate to runner	6
20	SH508111	SETSCREW 1/2" UNC x 1.3/8") Reaction	6
21	841771	PLATE tab ) member to runner	3
22	SH110301	SCREW 10mm x 30mm ) Rear casing	20
23	CAL6215	WASHER disc ) to flywheel	20
24	SH505071	SCREW 5/16" UNC x 7/8" ) Pump gear to	6
25	WL600051	LOCKWASHER 5/16" ) rear casing	6
26	SH506101	SETSCREW 3/8" UNC x 1.1/4") Spigot	6
27	WL600061	LOCKWASHER 3/8" ) to shaft	6

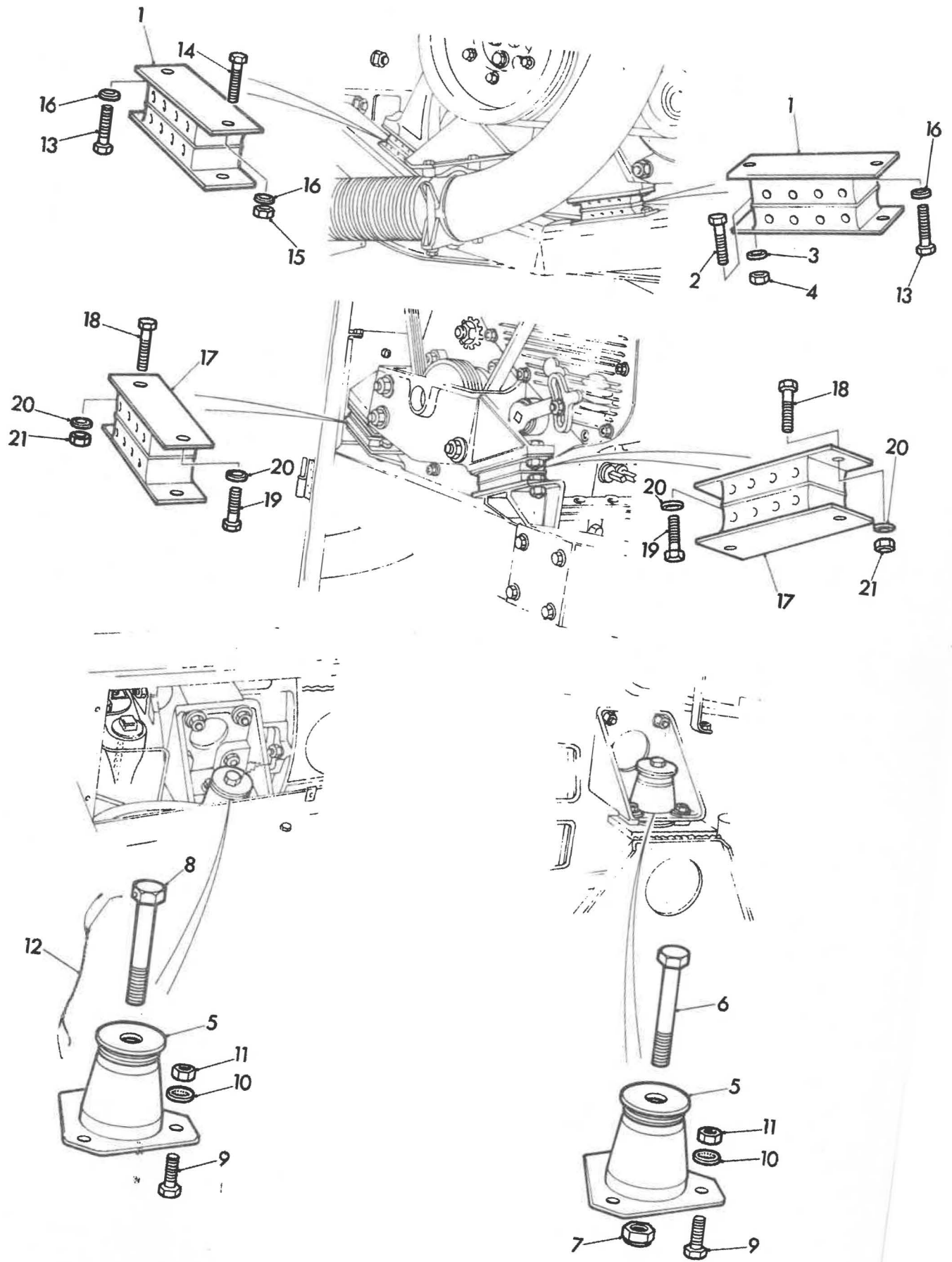


UP TO SL3 1456 See SB 313

Illus. ref.	Part	Description	Quantity per unit
Sub Group B.3			
ENGINE MOUNTINGS UNIT			
LEYLAND ENGINE GROUP			
1		MOUNTING engine rubber sandwich timing case end 'Metalastik' Part No. 31/284 IMN55	2
2	UCS106/7S	SCREW	4
3	1220	WASHER shakeproof	4
4	UCN106	NUT Grade 1	4
* 5	296VRW 297VRW	MOUNTING engine 'metacone' complete with overload and rebound washer 'Metalastik' Part No. 17/225/1 IMN60	2
✓6	UCB112/44S	BOLT )	1
✓7	PP/N246/11/0	NUT Simmonds )	1
✓8	291VRW	BOLT 3/4" UNC drilled head ) metacone	1
9	UCS108/10S	SCREW	6
10	1224	WASHER shakeproof	6
11	UCN108	NUT Grade 1	6
** 12	16SWG	WIRE soft iron	as reqd.
13		SCREW M10 x 1.5 x 20 mm )	3
14		SCREW M10 x 1.5 x 30 mm ) Mounting sandwich	1
15		NUT M10 ) to engine	1
16		WASHER M10 Shakeproof )	4
GARDNER ENGINE GROUP			
* 17	296VRW 297VRW	MOUNTING engine rubber sandwich timing case end 'Metalastik' Part No. 31/284 IMN55	2
18	UCS106/7S	SCREW	6
19	UCB106/11S	BOLT	2
20	1220	WASHER shakeproof	8
21	UCN106	NUT Grade 1	6
5		MOUNTING engine 'Metacone' complete with overload and rebound washer 'Metalastik' Part No. 17/225/1 IMN60	2
6	UCB112/44S	BOLT )	1
7	PP/N246/11/0	NUT Simmonds )	1
8	291VRW	BOLT 3/4" UNC drilled head ) metacone	1



Illus. ref.	Part	Description	Quantity per unit
9	UCS108/10S	SCREW	6
10	1224	WASHER Shakeproof	6
11	UCN108	NUT Grade I	6



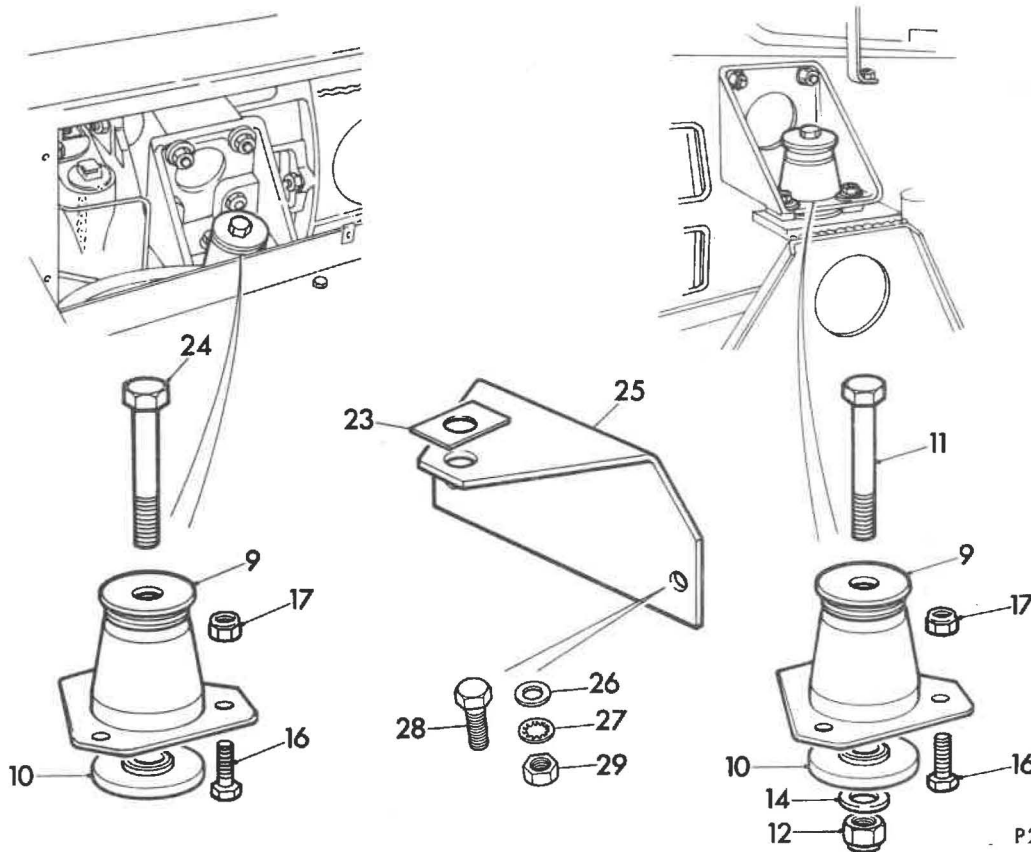
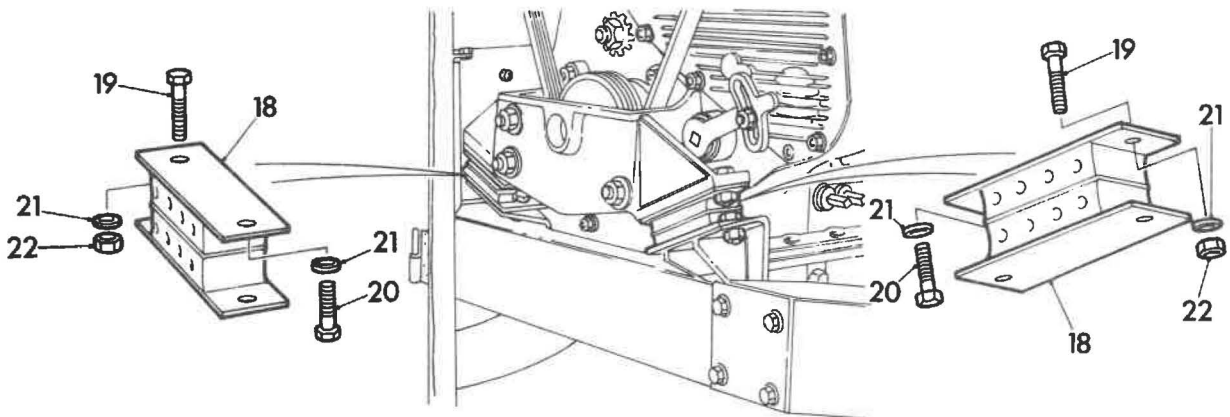
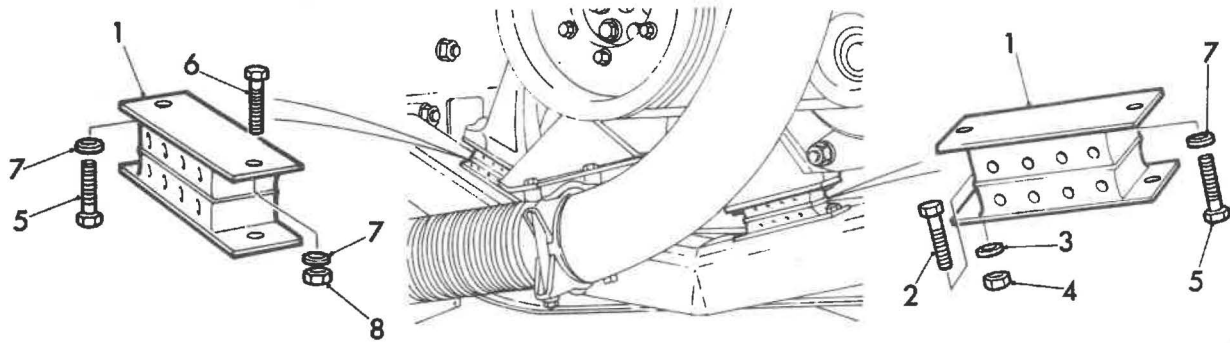
\* from SL3 1456 See SB 313

Illust. ref.	Part	Description	Quantity per unit
		Sub Group B.3	
		ENGINE MOUNTING UNIT	
		LEYLAND ENGINE GROUP	
1		MOUNTING engine rubber sandwich timing case end Metalastik Pt No 31/284 1MN55	2
2	UCS106/7S	SCREW )	4
3	1220	WASHER Shakeproof ) Mounting to frame	4
4	UCN106	NUT Grade 1 )	4
5		SCREW M10 x 1.5 x 20 mm )	3
6		SCREW M10 x 1.5 x 30 mm ) Mounting	1
7		WASHER M10 Shakeproof ) to engine	4
8		NUT M10 )	1
* 9	297VRW	MOUNTING engine 'Metacone' rear	2
10	296VRW	WASHER overload	2
11	UCB112/44S	BOLT )	1
12	PP/N246/11/0	) Rear methods	
		NUT Simmonds )	1
14		WASHER 3/4" plain )	1
16	UCS/108/12S	)	
		SCREW ) Metacone to frame	6
17	PP/N166/11/0	)	
		NUT Simmonds )	6
		GARDNER ENGINE GROUP	
18		MOUNTING engine rubber sandwich timing case end 'Metalastik' Pt No. 31/284 1MN55	2
19	UCS106/7S	SCREW )	6
20	UCB106/11S	BOLT ) Mountings to engine	2
21	1220	WASHER Shakeproof ) and frame	8
22	UCN106	NUT Grade 1 )	6
9	297VRW	MOUNTING engine 'Metacone' rear	2
10	296VRW	WASHER overload	2
16	UCS/108/12S	SCREW	6

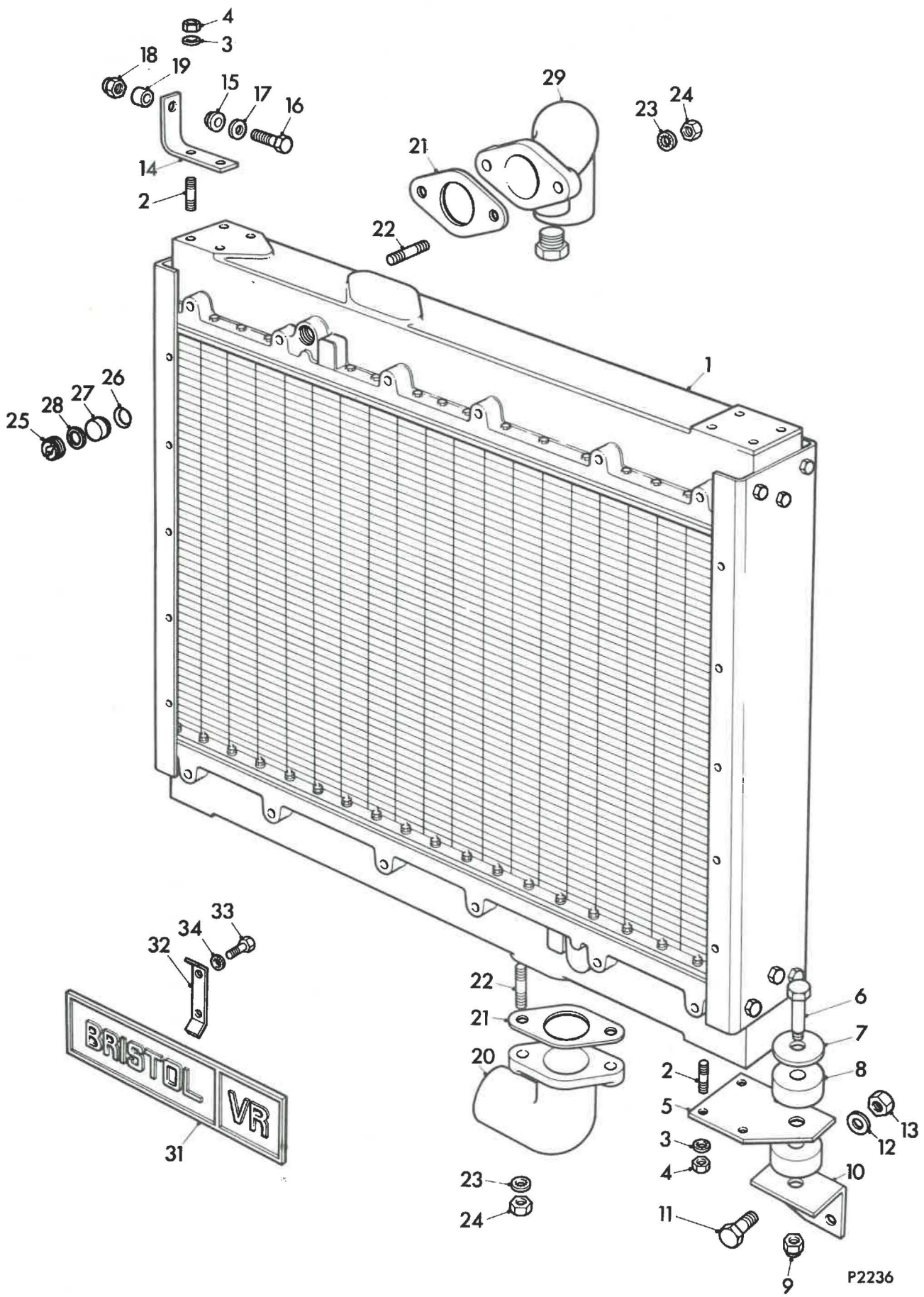
PL 302216  
P2239



Illust. ref.	Part	Description	Quantity per unit
11	UCB112/44S	BOLT )	1
12	PP/N246/11/0	)	
13	291VRW	NUT Simmonds ) Rear	1
14	16SWG	BOLT 3/4" UNC drilled head ) Metacone	1
		WASHER 3/4" plain )	1
		WIRE soft iron )	A/R
16	UCS108/12S	SCREW )	6
17	PP/N166/11/0	) Metacone to frame	
		NUT Simmonds ) <u>from SL3 2075!</u>	6
23	301VRW	LOCKWASHER	1
24	UCB112/46S	BOLT	1
25	603VRW	BRACKET support lockwasher	1
26		WASHER plain 5/16" dia BS3410 Table 3	2
27	1218	WASHER Shakeproof 5/16" dia	2
28	SH605081	SCREW UFS105/8S	2
29	NH605041	NUT UFN105	2

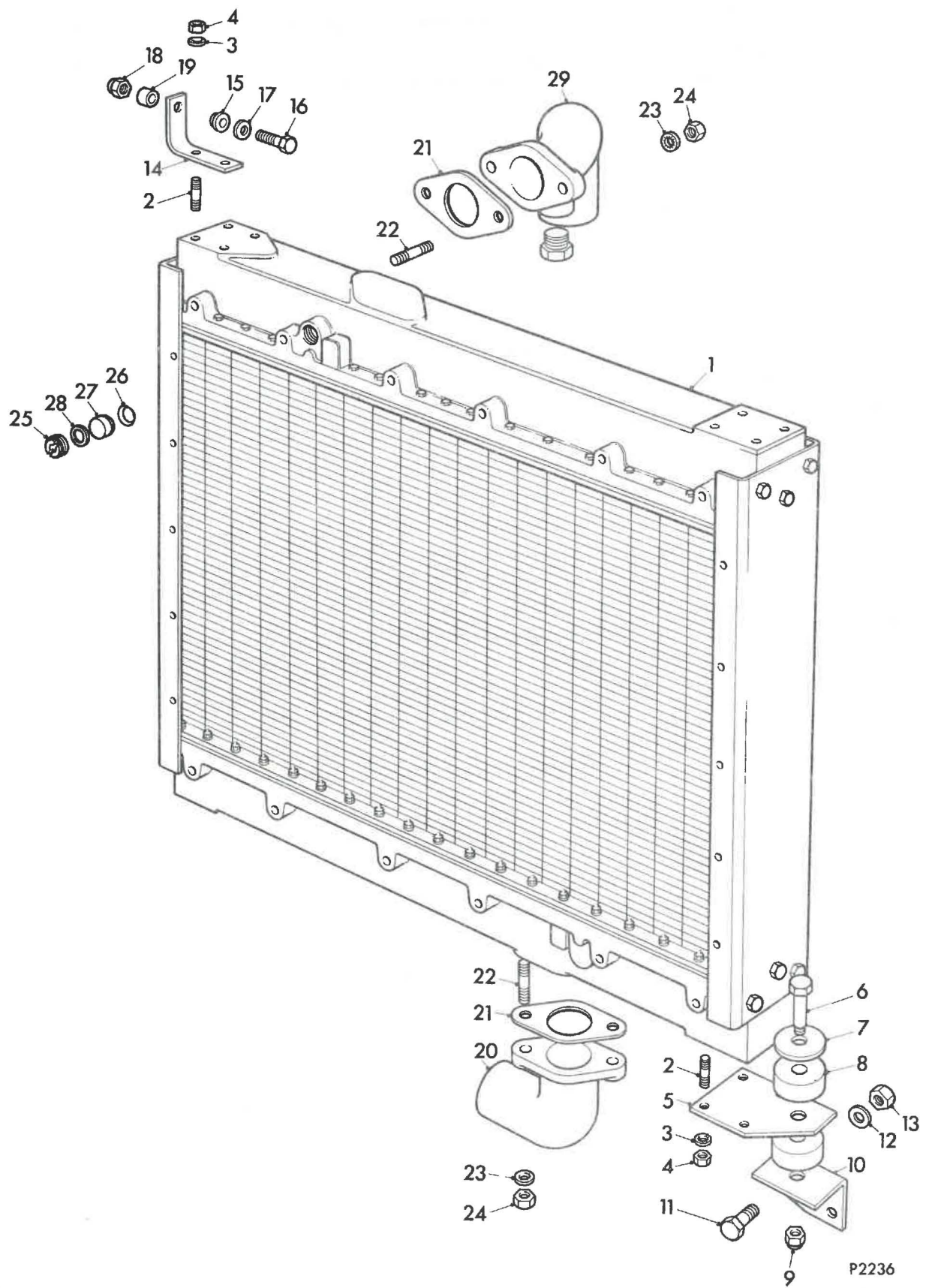


Illus. ref.	Part	Description	Quantity per unit
		Sub Group B.4	
		RADIATOR UNIT	
1	2VRV/1	RADIATOR (4 row tube block)	1
2	209VRV	STUD for radiator mounting pads	10
3	1218	WASHER 5/16" Shakeproof	10
4	UCN105	NUT Grade 1	10
5	402VRV	PLATE mounting for radiator	2
6	406VRV	BOLT for radiator mounting	2
7	230HAV	WASHER for radiator mounting	2
8	243REV	RUBBER radiator mounting	4
9	PP/N146/11/0	NUT nyloc	2
10	404VRV	BRACKET support for radiator	2
11	UCS108/10S	SCREW	3
12	1224	WASHER 1/2" Shakeproof	3
13	UCN108	NUT Grade 1	3
14	405VRV	BRACKET radiator steady	1
15		GROMMET standard insulators No. SIC 5480-200	1
16	UCB106/105	BOLT	1
17		WASHER 3/8" plain to BS3410 Table 5	1
18	PP/N126/11/0	NUT nyloc	1
19	275VRV	TUBE distance for radiator steady	1
20	210VRV	PIPE elbow for radiator outlet	1
21	211VRV	JOINT	2
22	UCS006/13R	STUD	4
23	1220	WASHER 3/8" Shakeproof	4
24	UCN106	NUT Grade 1	4
25	559LDV	RING locking	1
26	575LDV	WASHER sealing conical	1
27	574LDV	PLUG for radiator	1
28	RP16/3	WASHER fibre	1
29	103VRV/1	PIPE for radiator inlet	1
30	361 REV	PLUG for radiator inlet pipe (Not req. on Gardner Engine)	1
31	106NLV	NAMEPLATE	1
32	207NLV	CLIP for nameplate attachment	2
33		SCREW 2 B.A. - hexagonal head x 3/8" long	4
34	1210	WASHER 3/16" Shakeproof	4



P2236

Illus. ref.	Part	Description	Quantity per unit
Sub Group B.4 RADIATOR UNIT			
1	2VRV/1	RADIATOR (4 row tube block)	1
2	209VRV	STUD for radiator mounting pads	10
3	1218	WASHER 5/16" Shakeproof	10
4	UCN105	NUT Grade 1	10
5	402VRV	PLATE mounting for radiator	2
6	406VRV	BOLT for radiator mounting	2
7	230HAV	WASHER for radiator mounting	2
8	243REV	RUBBER radiator mounting	4
9	PP/N146/11/0	NUT nyloc	2
10	404VRV	BRACKET support for radiator	2
11	UCS108/10S	SCREW	3
12	1224	WASHER 1/2" Shakeproof	3
13	UCN108	NUT Grade 1	3
14	405VRV	BRACKET radiator steady	1
15		GROMMET standard insulators No. SIC 5480-200	1
16	UCB106/10	BOLT	1
17		WASHER 3/8" plain to BS3410 Table 5	1
18	PP/N126/11/0	NUT nyloc	1
19	275VRV	TUBE distance for radiator steady	1
20	210VRV	PIPE elbow for radiator outlet	1
21	211VRV	JOINT	2
22	UCSD06/13R	STUD	4
23	1220	WASHER 3/8" Shakeproof	4
24	UCN106	NUT Grade 1	4
25	559 LDV	RING locking	1
26	575 LDV	WASHER sealing conical	1
27	574LDV	PLUG for radiator	1
28	RP16/3	WASHER fibre	1
29	103VRV/1	PIPE for radiator inlet	1
30	361 REV	PLUG for radiator inlet pipe (Not req. on Gardner Engine)	1

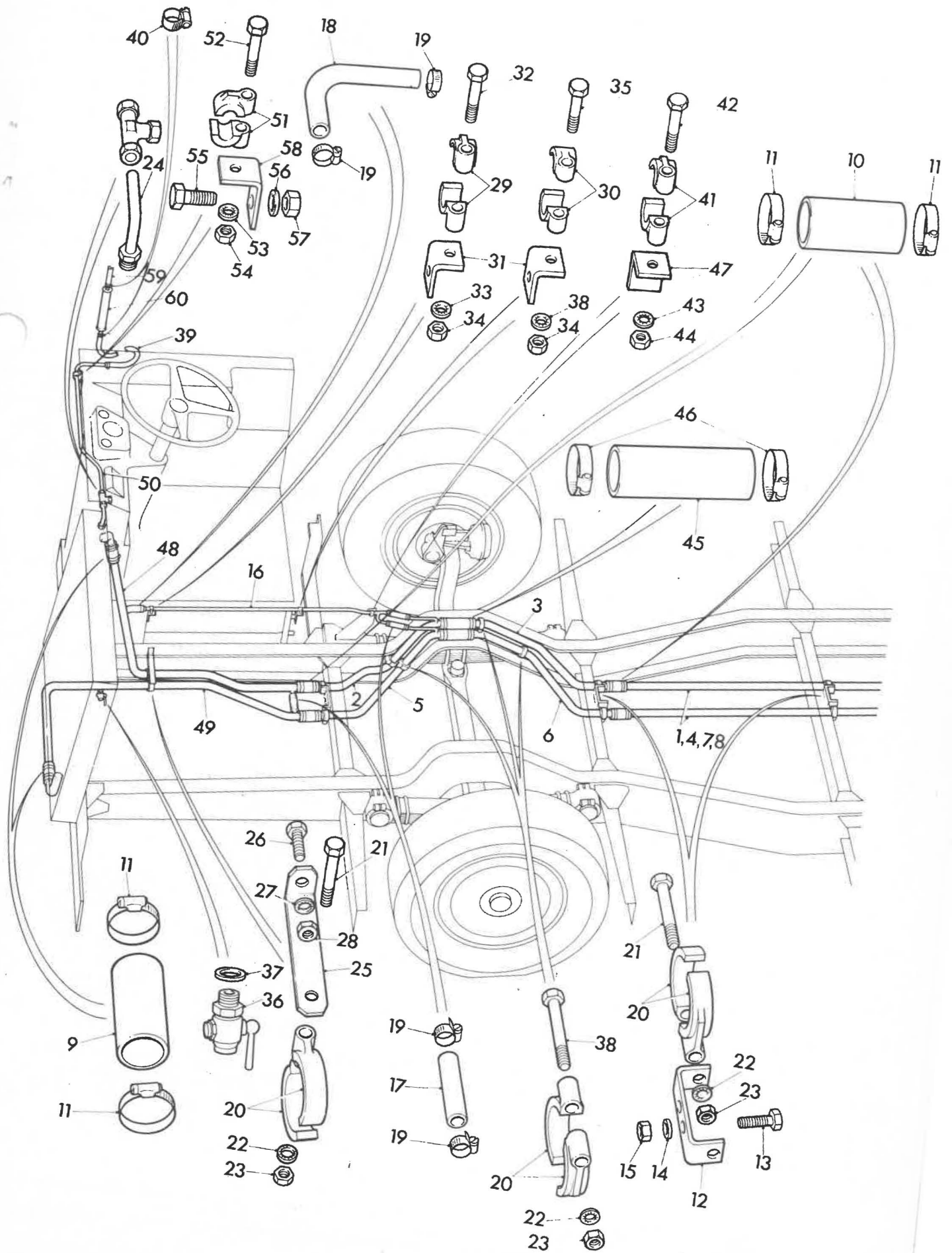


P2236



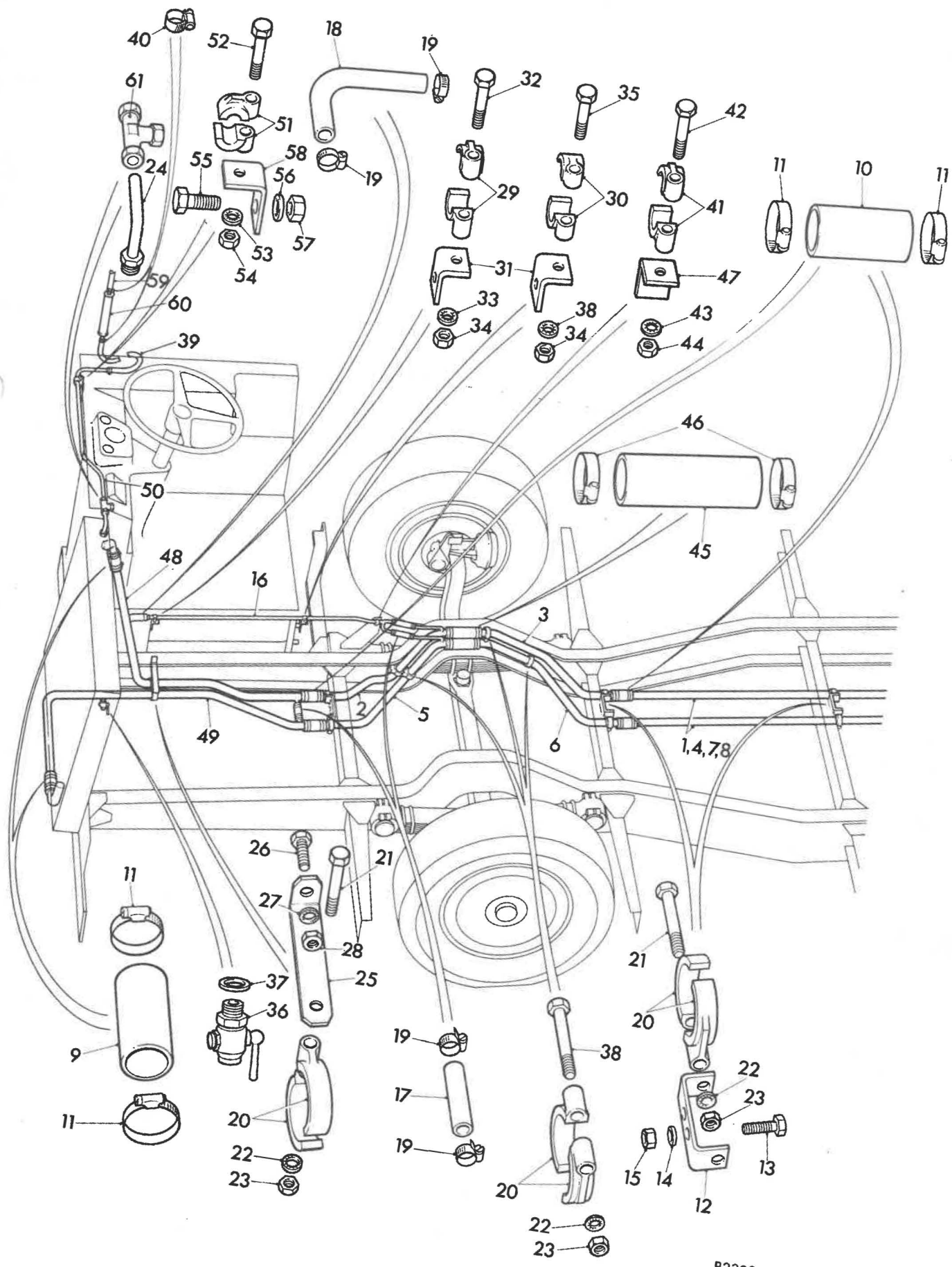
Illus. ref.	Part	Description	Quantity per unit
Sub Group B.5			
RADIATOR PIPING UNIT (FRONT SECTION)			
1	169VRV	PIPE water - centre frame section	1 VRT/LL
2	340VRV	PIPE water - engine to radiator - front wheelarch forward section	1
3	343VRV	PIPE water - engine to radiator - front wheelarch rear section	1
4	170VRV	PIPE water centre frame section	1 VRT/S/L
5	346VRV	PIPE water - radiator to engine - front wheelarch forward section	1
6	350VRV	PIPE water - radiator to engine - front wheelarch rear section	1
7	169VRV	PIPE water - centre frame section	1 VRT/LL
8	170VRV	PIPE water - centre frame section	1 VRT/SL
9	226VRV	CONNECTION hose for radiator outlets	2
10	225VRV	CONNECTION hose	6
11	237S	CLIP hose BS36-28	18
12	233VRV	BRACKET for pipe support clips	4
13	UCS104/6S	SETSCREW	8
14	1214	WASHER Shakeproof	8
15	UCN104	NUT Grade 1	8
16	123VRV	PIPE vent - wheelarch pipes to radiator inlet	1
17	243VRV	CONNECTION hose	3
18	389VRV	CONNECTION hose	1
19	075S	CLIP hose BS 3628	8
20	212VRV	CLIP pillar )	34
21	UCB104/26S	BOLT ) Leyland engine only	16
22	1214	WASHER Shakeproof )	27
23	UCN104	NUT Grade 1 )	27
24	253VRV	CONNECTION - vent pipe to radiator	1
25	239VRV/1	BRACKET water pipe support	1
26	UCS104/7S	SCREW	1
27	1214	WASHER Shakeproof	1
28	UCN104	NUT Grade 1	1
29	308WU	CLIP pillar )	2
30	316LSQ	CLIP pillar ) Vent pipes	2
31	221MWL	BRACKET clip support	2

Illus. ref.	Part	Description	Quantity per unit
32	UCB104/14S	BOLT	1
33	1214	WASHER Shakeproof	2
34	UCN104	NUT Grade 1	2
35	UCB104/10S	BOLT	1
36		TAP drain - Rotherams D6 1/2" B.S.P. x 3/8" bore	3
37	RP16/12	WASHER fibre	3
38	UCB104/28S	BOLT pipe clips to front wheelarch	4
39		TUBING nylon 3/8" o/d x 2'-7"	1
40	050S	CLIP hose BS3628	3
41	308WU	CLIP pillar for 5/16" pipe	2
42	UCB104/14S	BOLT	1
43	1214	WASHER 1/4" Shakeproof	1
44	UCN104	NUT Grade 1	1
45	224VRV	CONNECTION hose	2
46	237S	CLIP hose BS3628	4
47	403MWV	CLIP bracket - vent pipe to bracket	1
48	672VRV	PIPE water - front spring front bracket to radiator	1
49	648VRV	PIPE water - radiator to front spring front bracket	1
50	412VRV	PIPE vent radiator	1
51	308WU	CLIP pillar	2
52	UCB104/14S	BOLT	1
53	1214	WASHER 1/4" Shakeproof	1
54	UCN104	NUT Grade 1	1
55	UCS106/6S	SCREW	1
56	1220	WASHER 3/8" Shakeproof	1
57	UCN106	NUT Grade 1	1
58	222MWL	BRACKET clip support	1
59		TUBING nylon 3/8" o/d x 12"	1
60	416VRV	SEPARATOR air for radiator vent pipe	1



Illus. ref.	Part	Description	Quantity per unit
Sub Group B.5			
<b>RADIATOR PIPING UNIT (FRONT SECTION)</b>			
1	169VRV	PIPE water - centre frame section	1 VRT/LL
2	340VRV	PIPE water - engine to radiator - front wheelarch forward section	1
3	343VRV	PIPE water - engine to radiator - front wheelarch rear section	1
4	170VRV	PIPE water centre frame section	1 VRT/SL
5	346VRV	PIPE water - radiator to engine - front wheelarch forward section	1
6	350VRV	PIPE water - radiator to engine - front wheelarch rear section	1
7	169VRV	PIPE water - centre frame section	1 VRT/LL
8	170VRV	PIPE water - centre frame section	1 VRT/SL
9	226VRV	CONNECTION hose for radiator outlets	2
10	225VRV	CONNECTION hose	6
11	237S	CLIP hose BS3628	18
12	233VRV	BRACKET for pipe support clips	4
13	UCS104/6S	SETSCREW	8
14	1214	WASHER Shakeproof	8
15	UCN104	NUT Grade 1	8
16	123VRV	PIPE vent - wheelarch pipes to radiator inlet	1
17	243VRV	CONNECTION hose	3
18	389VRV	CONNECTION hose	1
19	075S	CLIP hose BS 3628	8
20	212VRV	CLIP pillar )	34
21	UCB104/26S	BOLT )	16
22	1214	WASHER Shakeproof ) Leyland engine only	27
23	UCN104	NUT Grade 1 )	27
24	253VRV	CONNECTION - vent pipe to radiator	1
25	239VRV/1	BRACKET water pipe support	1
26	UCS104/7S	SCREW	1
27	1214	WASHER Shakeproof	1
28	UCN104	NUT Grade 1	1
29	308WU	CLIP pillar )	2
30	316LSQ	CLIP pillar ) Vent pipes	2
31	221MWL	BRACKET clip support	2

Illus. ref.	Part	Description	Quantity per unit
32	UCB104/14S	BOLT	1
33	1214	WASHER Shakeproof	2
34	UCN104	NUT Grade 1	2
35	UCB104/10S	BOLT	1
36		TAP drain - Rotherams D6 1/2" B.S.P. x 3/8" bore	1
37	RP16/12	WASHER fibre	1
38	UCB104/28S	BOLT pipe clips to front wheelarch	4
39		TUBING nylon 3/8" o/d x 2'-7"	1
40	422VRV	CLIP hose	3
41	308WU	CLIP pillar for 5/16" pipe	2
42	UCB104/14S	BOLT	1
43	1214	WASHER 1/4" Shakeproof	1
44	UCN104	NUT Grade 1	1
45	224VRV	CONNECTION hose	2
46	237S	CLIP hose BS 3628	4
47	403MWV	CLIP bracket - vent pipe to bracket	1
48	672VRV	PIPE water - front spring front bracket to radiator	1
49	648VRV	PIPE water - radiator to front spring front bracket	1
50	412VRV	PIPE vent radiator	1
51	308WU	CLIP pillar ) Vent pipe	2
52	UCB104/14S	BOLT )	2
53	1214	WASHER 1/4" Shakeproof	1
54	UCN104	NUT Grade 1	1
55	UCS106/6S	SCREW	1
56	1220	WASHER 3/8" Shakeproof	1
57	UCN106	NUT Grade 1	1
58	222MWL	BRACKET clip support	1
59		TUBING nylon 3/8" o/d x 12'	1
60	416VRV	SEPARATOR air for radiator vent pipe	1
61	D50/20/20/20	T-PIECE Simplifix	1



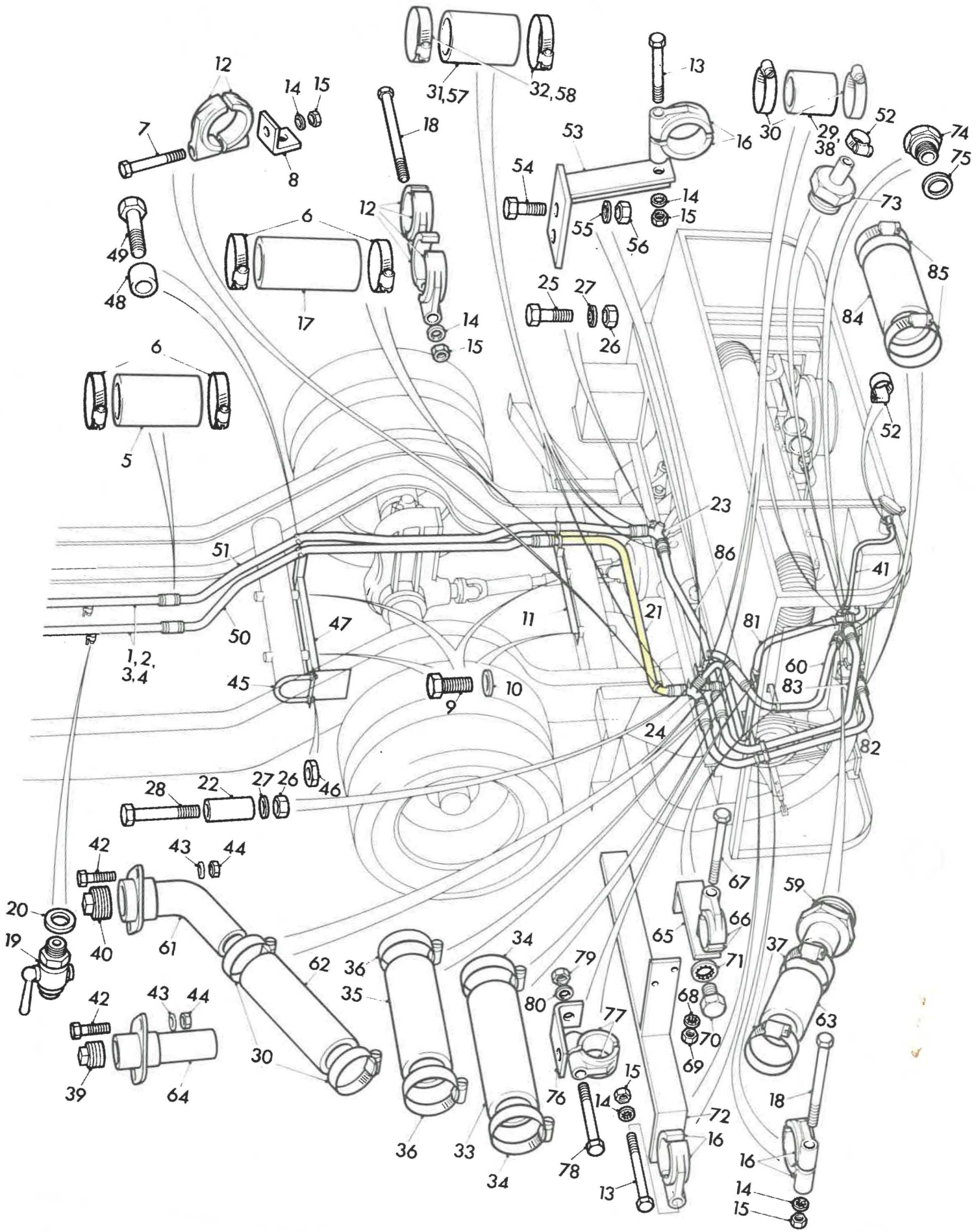
P2303



Illus. ref.	Part	Description	Quantity per unit
Sub Group B5A			
RADIATOR PIPING UNIT (REAR SECTION-LEYLAND ENGINE)			
1	169VRV	PIPE water - centre frame section	1 VRT/LL
2	170VRV	PIPE water - centre frame section	1 VRT/SL
3	169VRV	PIPE water - centre frame section	1 VRT/LL
4	170VRV	PIPE water - centre frame section	1 VRT/SL
5	225VRV	CONNECTION hose	6
6	237S	CLIP hose BS36-28	18
7	UCB104/26S	BOLT	1
8	369LSV	BRACKET clip support	1
9	UCS106/6S	SETSCREW	4
10	1220	WASHER Shakeproof	4
11	155VRV/1	BRACKET for water pipes - rear	1
12	212VRV	CLIP pillar	34
13	UCB104/26S	BOLT	16
14	1214	WASHER Shakeproof	27
15	UCN104	NUT grade 1	27
16	291VRV	CLIP pillar	8
17	309VRV	CONNECTION hose	1
18	411VRV	BOLT	2
19		TAP drain Rotherhams D6 1/2" BSP x 3/8" bore	3
20	RP16/12	WASHER fibre	3
21	663VRV	PIPE water rear tubular member to Z-member radiator to engine	1
22	236VRF	DISTANCE PIECE	1
23	657VRV	PIPE water transfer engine to radiator	1
24	397VRV	PIPE water transfer radiator to engine	1
25	UCB105/9S	BOLT )	1
26	UCN105	NUT grade 1 ) Water transfer pipe	2
27	1218	WASHER Shakeproof ) to Z-member	2
28	UCB105/16S	BOLT )	2
29	435LSW/1	CONNECTION hose 1" bore )	2
30		CLIP hose 'Tridon' stainless ) Header tank steel type HAS 20 ) to elbow	4
31	86KV/1	CONNECTION hose 2" bore ) Connections to	3
32		CLIP hose 'Tridon' stainless ) elbow at steel type HAS 36 ) Z-member	6

Illus. ref.	Part	Description	Quantity per unit
33	224VRV	CONNECTION hose 1.3/4" bore )Engine outlet	1
34		CLIP hose 'Tridon' stainless steel )to flexible type HAS 36 )connection pipe	2
35	390REV	CONNECTION hose 2" bore )Flexible connection	1
36		CLIP hose 'Tridon' stainless steel )to water inlet pipe type HAS 36 )	2
37		CLIP hose 'Tridon' stainless steel type HAS 20 for heater pipes	6
38	435LSW/1	CONNECTION hose - heater return	1
39		PLUG 1" BSPT	1
40		PLUG 1.1/4" BSPT	1
41		TUBING nylon 3/8" od x 2" - engine vent pipe	1
42		SCREW UCS104/6S )	4
43	1214	WASHER 1/4" Shakeproof ) Heater connection	4
44	UCN104	NUT grade 1 ) to bulkhead	4
45	209VRX	U-BOLT	1
46	UCN206	LOCKNUT grade 1	4
47	677VRV	BRACKET support for water pipes and condensing unit	1
48	242WU	DISTANCE PIECE	1
49	UCB106/12S	BOLT	1
50	36VRV	PIPE water - rear spring front bracket to rear spring rear bracket	1
51	35VRV	PIPE water rear wheelarch engine to radiator	1
52	0505	CLIP hose BS3628	2
53	387VRV	BRACKET water pipe	1
54	UCS105/6S	SCREW	2
55	1218	WASHER 5/16" Shakeproof	2
56	UCN105	NUT grade 1	2
57	86KV/1	CONNECTION hose (2" bore) )Engine	2
58		CLIP hose 'Tridon' stainless steel type HAS 36 )inlet and )outlet	4
59	398VRV	ADAPTER for heater take-off pipe	1
60	667VRV	HEATER and demister take-off pipe	1
61	396VRV	CONNECTION heater take-off	1
62	17KV/1	CONNECTION hose (1.1/4" bore) heater take-off	1

Illus. ref.	Part	Description	Quantity per unit
63	430MWV/1	CONNECTION hose heater take-off	1
64	393VRV	CONNECTION heater return sub assembly	1
65	397VRV	BRACKET clip support	1
66	465LSV/1	CLIP pillar	2
67	UCB104/22S	BOLT	1
68	1214	WASHER 1/4" Shakeproof	1
69	UCN104	NUT grade 1	1
70		SCREW M12 x 16 mm long	1
71		WASHER M12 Shakeproof	1
72	666VRV	BRACKET support for engine water pipes	1
73	251VRV	ADAPTER for vent pipe - vent from thermostat	1
74	347REW	ADAPTER for temperature transmitter 22 mm x 5/8" UNF	1
75	No. 10	WASHER Dowty Selon PD2850 - 1127	1
76	399VRV	BRACKET clip header tank pipe	1
77	583WQ	CLIP pillar	2
78	UCB104/20S	BOLT	1
79	UCN104	NUT grade 1	1
80	1214	WASHER 1/4" Shakeproof	1
81	660VRV	PIPE water header tank to elvow	1
82	675VRV	PIPE water - engine outlet to flexible connection	1
83	676VRV	PIPE water - flexible connection to engine water inlet	1
84	225VRV	CONNECTION hose	2
85		CLIP hose 'Tridon' stainless steel type HAS 36	4
86	382VRV/1	PIPE water - flexible connection to Z-member	1



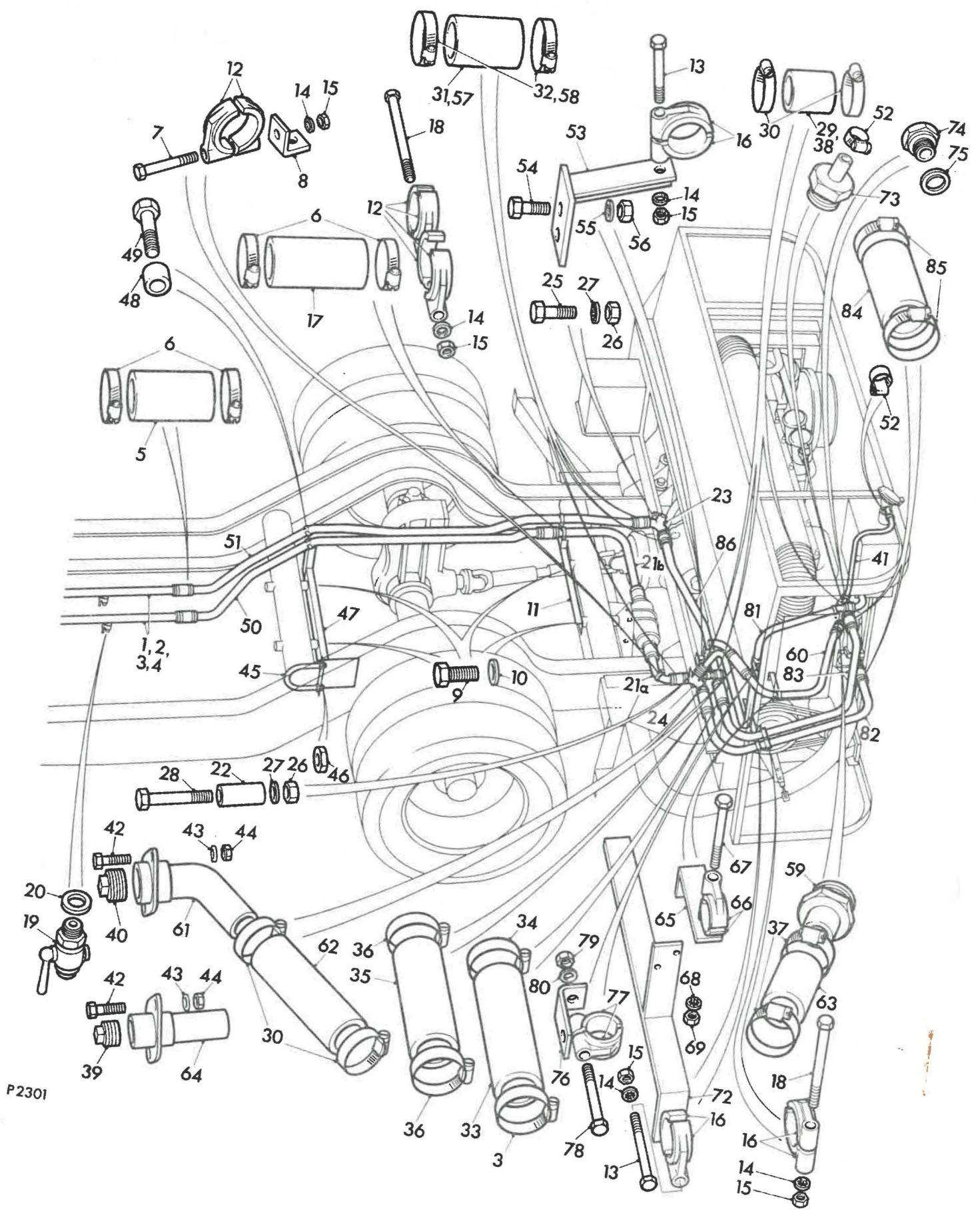


Illus. ref.	Part	Description	Quantity per unit
Sub Group B5A			
RADIATOR PIPING UNIT (REAR SECTION-LEYLAND ENGINE)			
1	169VRV	PIPE water - centre frame section	1 VRT/LL
2	170VRV	PIPE water - centre frame section	1 VRT/SL
3	169VRV	PIPE water - centre frame section	1 VRT/LL
4	170VRV	PIPE water - centre frame section	1 VRT/SL
5	225VRV	CONNECTION hose	6
6	237S	CLIP hose BS36-28	18
7	UCB104/26S	BOLT	1
8	369LSV	BRACKET clip support	1
9	UCS106/6S	SETSCREW	4
10	1220	WASHER Shakeproof	4
11	155VRV/1	BRACKET for water pipes - rear	1
12	212VRV	CLIP pillar	34
13	UCB104/26S	BOLT	16
14	1214	WASHER Shakeproof	27
15	UCN104	NUT grade 1	27
16	291VRV	CLIP pillar	8
17	309VRV	CONNECTION hose	1
18	411VRV	BOLT	2
19		TAP drain Rotherhams D6 1/2" BSP x 3/8" bore	2
20	RP16/12	WASHER fibre	3
21	663VRV	PIPE water rear tubular member to Z-member -radiator to engine - up to Chassis Nos. VRT/SL3/1612 - VRT/LL3/144	1
21A	423VRV	PIPE water tubular member to gearbox oil cooler	1
21B	424VRV	PIPE water gearbox oil cooler to Z-member on and from Chassis Nos. VRT/SL3/1613 - VRT/LL3/145	1
22	236VRE	DISTANCE PIECE	1
23	657VRV	PIPE water transfer engine to radiator	1
24	379VRV	PIPE water transfer radiator to engine	1
	222VRV	DISTANCE PIECE	1
25	UCB105/9S	BOLT )	1
26	UCN105	NUT grade 1 ) Water transfer pipe	2
27	1218	WASHER Shakeproof ) to Z-member	2
28	UCB105/16S	BOLT )	2
29	435LSW/1	CONNECTION hose 1" bore )	1
	236MWV	CONNECTION hose 1" bore )Header tank	1
30		CLIP hose 'Tridon' stainless steel ) to elbow type HAS20 )	4

Illus. ref.	Part	Description	Quantity per unit	
31	86KV/1	CONNECTION hose 2" bore )Connections to	3	
32		CLIP hose 'Tridon' stainless steel )elbow at type HAS36 )Z-member	6	
33	224VRV	CONNECTION hose 1.3/4" bore )Engine outlet	1	
34		CLIP hose 'Tridon' stainless steel )to flexible type HAS 36 )connection pipe	2	
35	390REV	CONNECTION hose 2" bore )Flexible connection	1	
36		CLIP hose 'Tridon' stainless steel )to water inlet pipe type HAS 36 )	2	
37		CLIP hose 'Tridon' stainless steel type HAS 20 for heater pipes	6	
38	421VRV	CONNECTION hose - heater return	1	
39		PLUG 1" BSPT	1	
40		PLUG 1.1/4" BSPT	1	
41		TUBING nylon 3/8" od x 2' - engine vent pipe	1	
42		SCREW UCS104/6S )	4	
43	1214	WASHER 1/4" Shakeproof ) Heater connection	4	
44	UCN104	NUT grade 1 ) to bulkhead	4	
45	209VRX	U-BOLT	1 )	Up to VRT/SL3/ 1428
46	UCN206	LOCKNUT grade 1	4 )	
47	677VRV	BRACKET support for water pipes and condensing unit	1 )	
47	679VRV	BRACKET support for water pipes from VRT/SL3/1429	1	
48	242WU	DISTANCE PIECE	1	
49	UCB106/12S	BOLT	1	
50	36VRV	PIPE water - rear spring front bracket to rear spring rear bracket	1	
51	35VRV	PIPE water rear wheelarch engine to radiator	1	
52	422VRV	CLIP hose	2	
53	387VRV	BRACKET water pipe	1	
54	UCS105/6S	SCREW	2	
55	1218	WASHER 5/16" Shakeproof	2	
56	UCN105	NUT grade 1	2	
57	86KV/1	CONNECTION hose (2" bore) )Engine	2	
58		(VRT/SL/3/101 only) )inlet and CLIP hose 'Tridon' stainless steel type HAS 36)outlet	4	
59	398VRV	ADAPTER for heater take-off pipe	1	
60	667VRV	HEATER and demister take-off pipe	1	



Illus. ref.	Part	Description	Quantity per unit
61	396VRV	CONNECTION heater take-off	1
62	17KV/1	CONNECTION hose (1.1/4" bore) heater take-off	1
63	430MWV/1	CONNECTION hose heater take-off	1
64	393VRV	CONNECTION heater return sub assembly	1
65	420VRV	BRACKET clip support	1
66	465LSV/1	CLIP pillar	2
67	UCB104/22S	BOLT	1
68	1214	WASHER 1/4" Shakeproof	1
69	UCN104	NUT grade 1	1
72	666VRV	BRACKET support for engine water pipes	1
73	251VRV	ADAPTER for vent pipe - vent from thermostat	1
74	347REW	ADAPTER for temperature transmitter 22 mm x 5/8" UNF	1
75	No.10	WASHER Dowty Selon PD 2850 - 1127	1
76	399VRV	BRACKET clip header tank pipe	1
77	583WQ	CLIP pillar	2
78	UCB104/20S	BOLT	1
79	UCN104	NUT grade 1	1
80	1214	WASHER 1/4" Shakeproof	1
81	660VRV	PIPE water header tank to elbow	1
82	675VRV	PIPE water - engine outlet to flexible connection	1
83	676VRV	PIPE water - flexible connection to engine water inlet	1
84	225VRV	CONNECTION hose	2
85		CLIP hose 'Tridon' stainless steel type HAS 36	4
86	382VRV/1	PIPE water - flexible connection to Z-member (used on preproduction chassis)	1



P2301

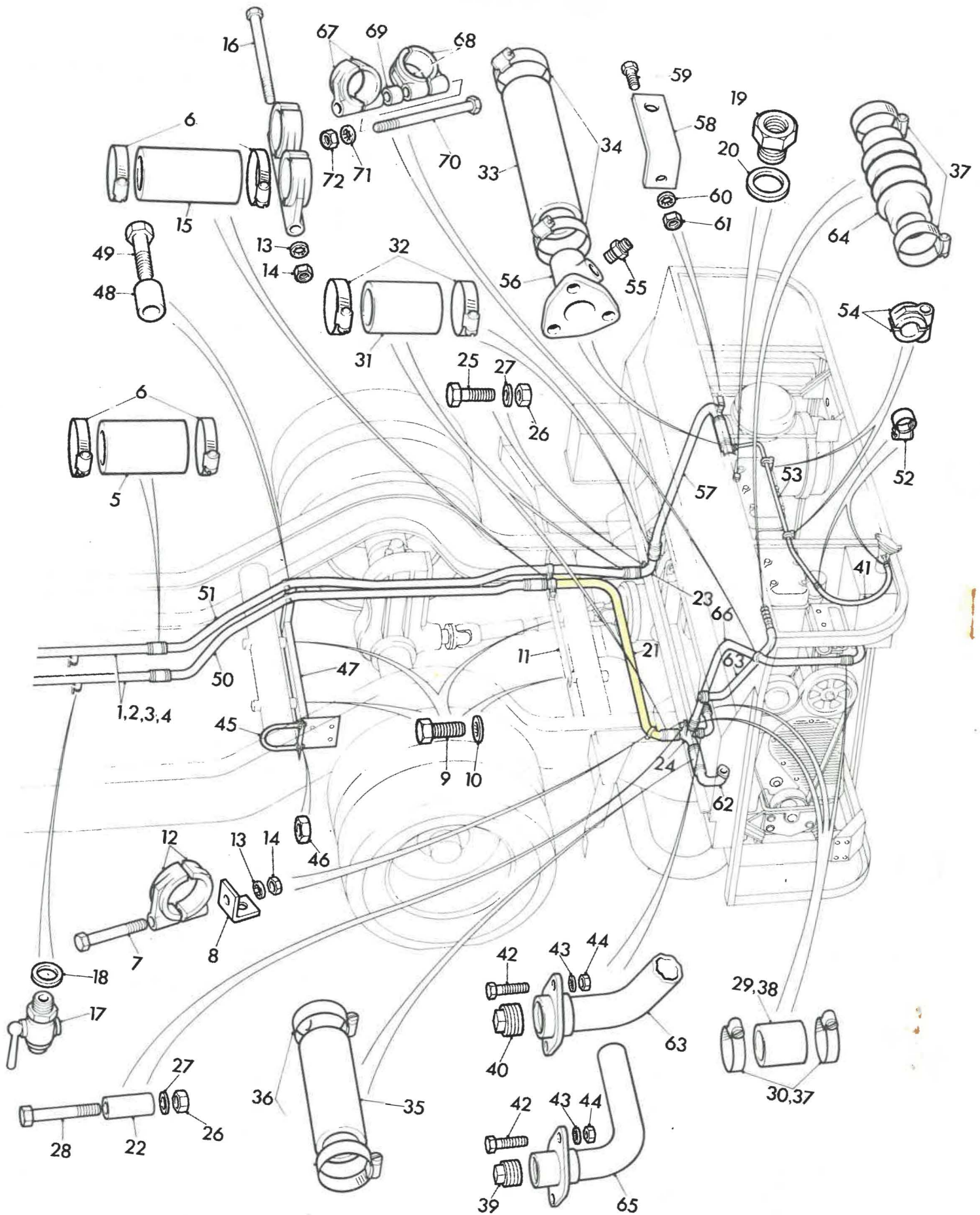


Illus. ref.	Part	Description	Quantity per unit
Sub Group B.5B			
RADIATOR PIPING UNIT (REAR SECTION - GARDNER ENGINE)			
1	169VRV	PIPE water centre frame section	1 VRT/LL
2	170VRV	PIPE water centre frame section	1 VRT/ST
3	169VRV	PIPE water centre frame section	1 VRT/LL
4	170VRV	PIPE water centre frame section	1 VRT/SL
5	225VRV	CONNECTION hose	6
6	237S	CLIP hose BS36 - 28	18
7	UCB104/26S	BOLT	1
8	369LSV	BRACKET clip support	1
9	UCS106/6S	SETSCREW	4
10	1220	WASHER Shakeproof	4
11	155VRV/1	BRACKET for water pipes rear	1
12	212VRV	CLIP pillar	34
13	1214	WASHER Shakeproof	14
14	UCN104	NUT grade 1	24
15	309VRV	CONNECTION hose	1
16	411VRV	BOLT	1
17		TAP drain Rotherhams D6 1/2" B.S.P. x 3/8" bore	3
18	RP16/12	WASHER fibre	3
19	284VRV	ADAPTER )Water temperature	1
20	RP16/10	WASHER fibre )transmitter	1
21	663VRV	PIPE water rear tubular member to Z-member radiator to engine	1
22	236VRE	DISTANCE PIECE	1
23	657VRV	PIPE water transfer engine to radiator	1
24	379VRV	PIPE water transfer radiator to engine	1
25	UCB105/9S	BOLT )	1
26	UCN105	NUT grade 1 )Water transfer	2
27	1218	WASHER 5/8" Shakeproof )pipe to	2
28	UCB105/16S	BOLT )Z-member	2
29	435LSW/1	CONNECTION hose (1" bore) )Header tank	2
30		CLIP hose 'Tridon' stainless steel )to elbow type H.A.S. 20 )pipe	4
31	86KV/1	CONNECTION hose (2" bore) )Connections	3
32		CLIP hose 'Tridon' stainless steel )to elbow at type H.A.S.36 )Z-member	6

Illus. ref.	Part	Description	Quantity per unit
33	224VRV	CONNECTION hose (1.3/4" bore) ) Engine outlet	1
34		CLIP hose 'Tridon' stainless steel )to flexible type H.A.S.36 )connection pipe	2
35	390REV	CONNECTION hose (2" bore) ) Flexible	1
36		CLIP hose 'Tridon' stainless steel ) connection to type H.A.S.36 ) water inlet pipe	2
37		CLIP hose 'Tridon' stainless steel type H.A.S.20 heater pipes	6
38	435LSW/1	CONNECTION hose heater return	1
39		PLUG 1" B.S.P.T. (British steam specialities Ltd) .	1
40		PLUG 1.1/4" B.S.P.T. (British steam specialities Ltd)	1
41		TUBING 'Polypenco' nylon 3/8" o.d. x 2" engine vent pipe	1
42	UCS104/6S	SCREW )	4
43	1214	WASHER 1/4" Shakeproof ) Heater connections	4
44	UCN104	NUT grade 1 ) to bulkhead	4
45	209VRX	U-BOLT	1
46	UCN206	LOCKNUT grade 1	4
47	677VRV	BRACKET support for water pipes and condensing unit	1
48	242WU	DISTANCE PIECE	1
49	UCB106/12S	BOLT	1
50	36VRV	PIPE water rear spring front bracket to rear spring rear bracket	1
51	35VRV	PIPE water rear wheelarch engine	1
52	0505	CLIP hose BS3628	2
53	413VRV	PIPE vent for engine thermostat	1
54	308WU	CLIP pillar	4
55	D43/20/163	ADAPTER stud simplifix	1
56	640VRV	CONNECTION engine water outlet	1
57	669VRV	PIPE water-engine outlet to Z-member	1
58	310REU	BRACKET clip support	1
59	UCS104/6S	SCREW	1
60	1214	WASHER 1/4" Shakeproof	1
61	UCN104	NUT grade 1	1



Illus. ref.	Part	Description	Quantity per unit
62	668VRV	PIPE engine water inlet	1
63	670VRV	HEATER and demister take-off pipe	1
64		CONNECTION hose Daimler No. 25/505148	1
65	671VRV	CONNECTION heater return	1
66	659VRV	PIPE water header tank to elbow	1
67	583WQ	CLIP pillar	2
68	465LSV/1	CLIP pillar	2
69	400LDK	DISTANCE PIECE	1
70	UCB104/36S	BOLT	1
71	1214	WASHER 1/4" Shakeproof	1
72	UCN104	NUT grade 1	1

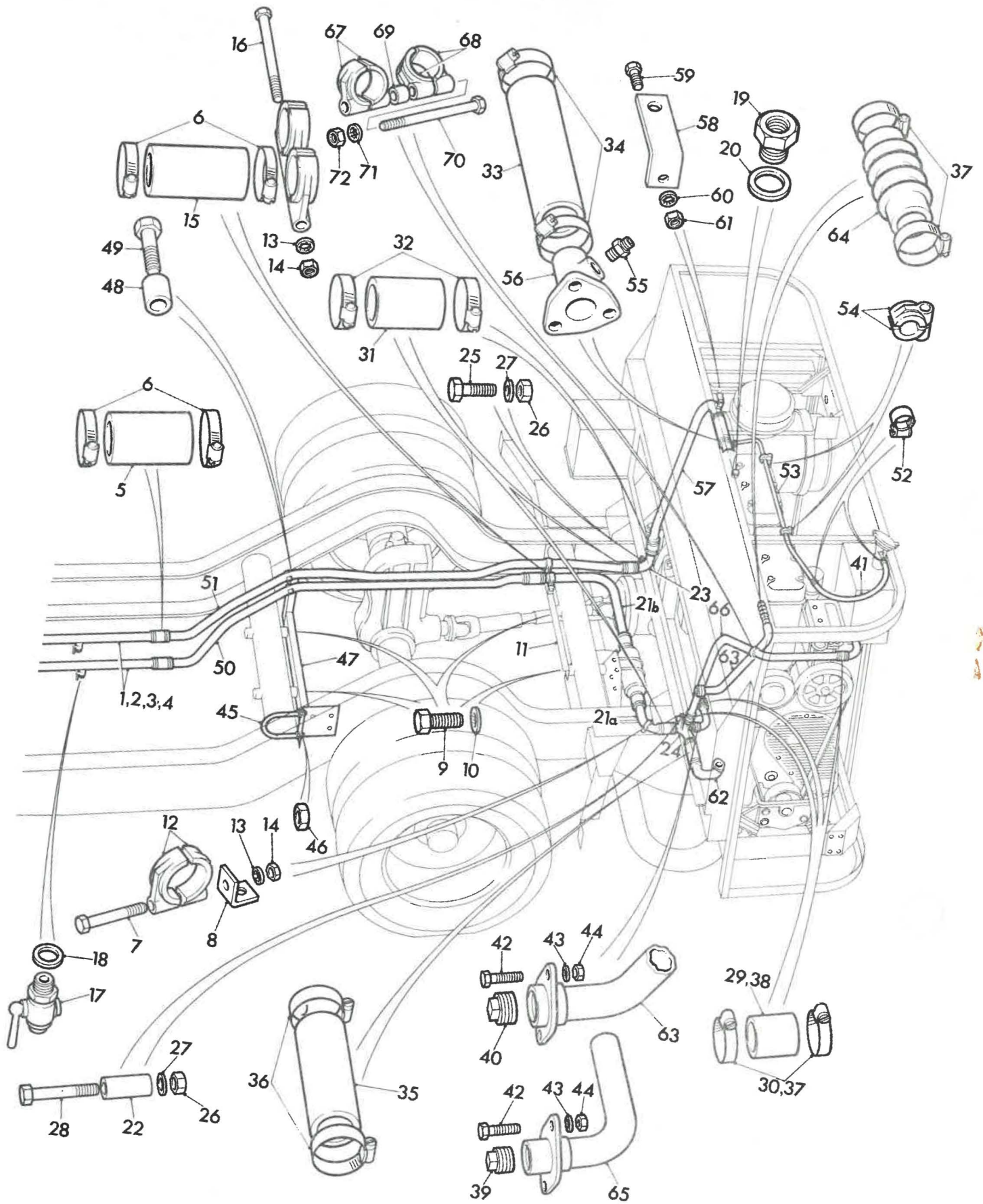


Illus. ref.	Part	Description	Quantity per unit
Sub Group B.5B			
RADIATOR PIPING UNIT (REAR SECTION - GARDNER ENGINE)			
1	169VRV	PIPE water centre frame section	1 VRT/LL
2	170VRV	PIPE water centre frame section	1 VRT/SL
3	169VRV	PIPE water centre frame section	1 VRT/LL
4	170VRV	PIPE water centre frame section	1 VRT/SL
5	225VRV	CONNECTION hose	6
6	237S	CLIP hose BS36 - 28	18
7	UCB104/26S	BOLT	15
8	369LSV	BRACKET clip support	1
9	UCS106/6S	SETSCREW	4
10	1220	WASHER Shakeproof	4
11	155VRV/1	BRACKET for water pipes rear	1
12	212VRV	CLIP pillar	34
13	1214	WASHER Shakeproof	24
14	UCN104	NUT grade 1	24
15	309VRV	CONNECTION hose	1
16	411VRV	BOLT	1
17		TAP drain Rotherhams D6 1/2" B.S.P. x 3/8" bore	3
18	RP16/12	WASHER fibre	3
19	284VRV	ADAPTER ) Water temperature	1
20	RP16/10	WASHER fibre ) transmitter	1
21	663VRV	PIPE water rear tubular member to Z-member radiator to engine up to Chassis Nos. VRT/SL3/1612 - VRT/LL3/144	1
21A	423VRV	PIPE water tubular member to gearbox oil cooler	1
21B	424VRV	PIPE water gearbox oil cooler to Z-member on and from Chassis Nos. VRT/SL3/1613 - VRT/LL3/145	1
22	236VRE	DISTANCE PIECE	1
23	657VRV	PIPE water transfer engine to radiator	1
24	379VRV 222VRV	PIPE water transfer radiator to engine DISTANCE PIECE	1 1
25	UCB105/9S	BOLT	1
26	UCN105	NUT grade 1	2
27	1218	WASHER 5/8" Shakeproof	2
28	UCB105/16S	BOLT	2
29	421VRV 236MWV	CONNECTION hose (1" bore) ) CONNECTION hose (1" bore) )	1 1
30		CLIP hose 'Tridon' stainless steel ) type H.A.S.20 )	4

Illus. ref.	Part	Description	Quantity per unit
31	86KV/1	CONNECTION hose (2" bore) )Connections	3
32		CLIP hose 'Tridon' stainless steel ) to elbow at type H.A.S.36 ) Z-member	6
33	224VRV	CONNECTION hose (1.3/4" bore)) Engine outlet	1
34		CLIP hose 'Tridon' stainless steel )to flexible type H.A.S.36 )connection pipe	2
35	390REV	CONNECTION hose (2" bore) ) Flexible	1
36		CLIP hose 'Tridon' stainless steel ) connection to type H.A.S.36 ) water inlet pipe	2
37		CLIP hose 'Tridon' stainless steel type H.A.S.20 heater pipes	6
38	421VRV	CONNECTION hose heater return	1
39		PLUG 1" B.S.P.T. (British steam specialities Ltd)	1
40		PLUG 1.1/4" B.S.P.T. (British steam specialities Ltd)	1
41		TUBING 'Polypenco' nylon 3/8" o.d. x 2' engine vent pipe	1
42	UCS104/6S	SCREW )	4
43		WASHER 1/4" Shakeproof ) Heater connections	4
44		NUT grade 1 ) to bulkhead	4
45	209VRX	U-BOLT )	1
46	UCN206	LOCKNUT grade 1 ) Up to	4
47		677VRV	BRACKET support for water pipes and ) VRT/SL3/ condensing unit ) 1412
47	679VRV	BRACKET for water pipes - from VRT/SL3/1413	1
48	242WU	DISTANCE PIECE	1
49	UCB106/12S	BOLT	1
50	36VRV	PIPE water rear spring front bracket to rear spring rear bracket	1
51	35VRV	PIPE water rear wheelarch engine	1
52	422VRV	CLIP hose	2
53	413VRV	PIPE vent for engine thermostat	1
54	308WU	CLIP pillar	4
55	D43/20/163	ADAPTER stud simplifix	1
56	640VRV	CONNECTION engine water outlet	1



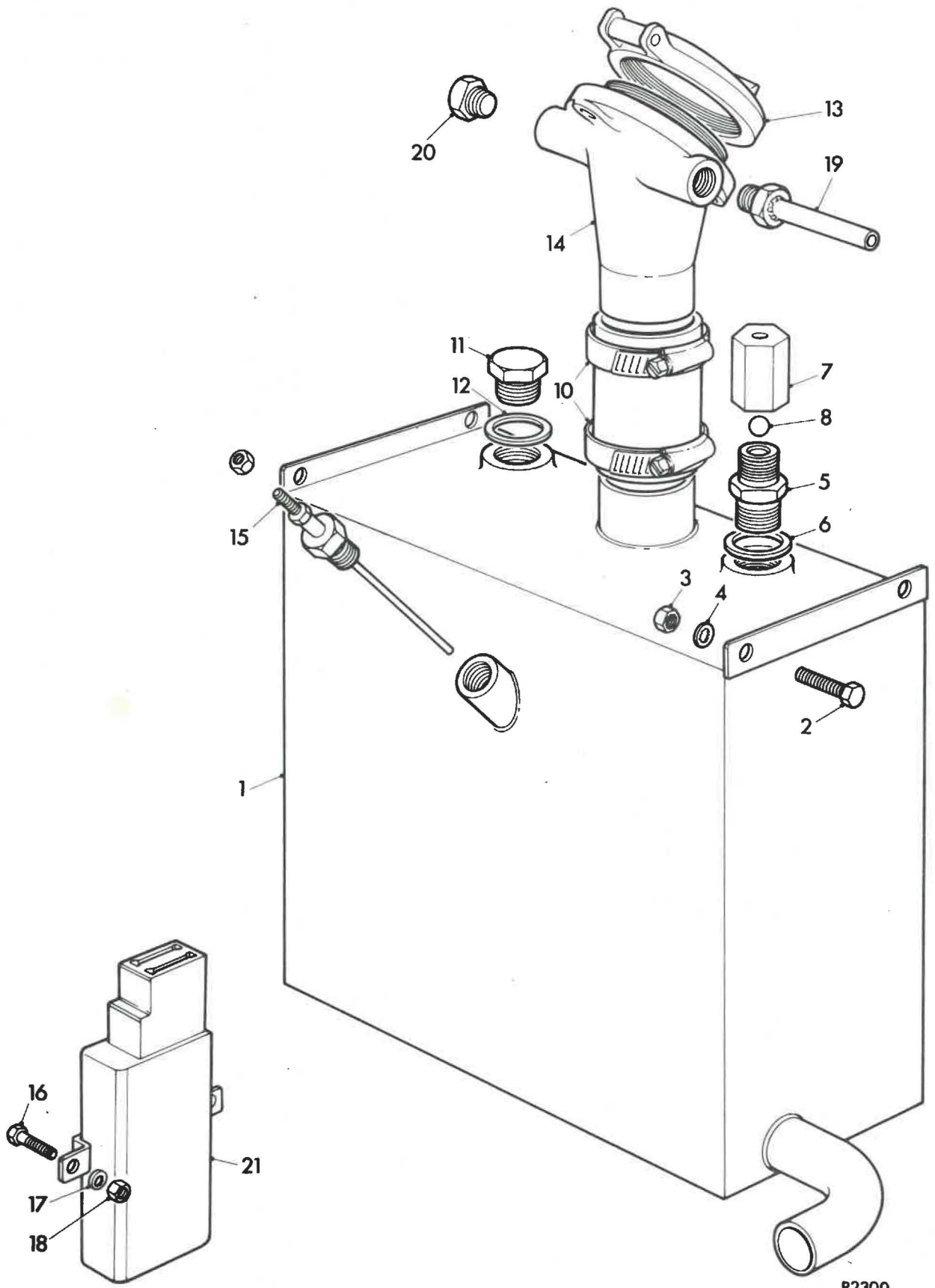
Illus. ref.	Part	Description	Quantity per unit
57	669VRV	PIPE water-engine outlet to Z-member	1
58	310REU	BRACKET clip support	1
59	UCS104/6S	SCREW	1
60	1214	WASHER 1/4" Shakeproof	1
61	UCN104	NUT grade 1	1
62	668VRV	PIPE engine water inlet	1
63	670VRV	HEATER and demister take-off pipe	1
64		CONNECTION hose Daimler No. 25/505148	1
65	671VRV	CONNECTION heater return	1
66	659VRV	PIPE water header tank to elbow	1
67	583WQ	CLIP pillar	2
68	465LSV/1	CLIP pillar	2
69	400LDK	DISTANCE PIECE	1
70	UCB104/36S	BOLT	1
71	1214	WASHER 1/4" Shakeproof	1
72	UCN104	NUT grade 1	1



P2302

UP TO SL3 15 49

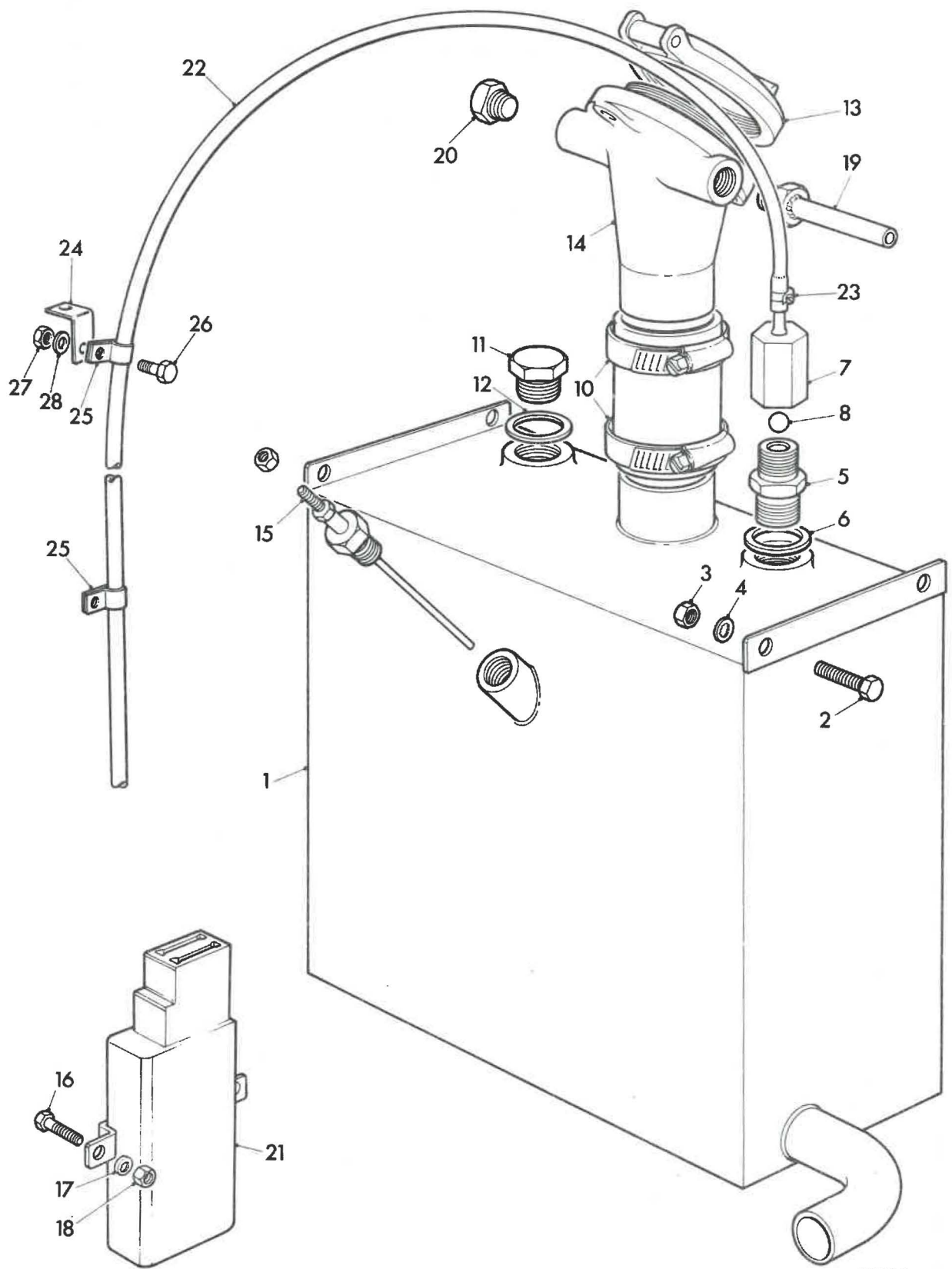
Illus. ref.	Part	Description	Quantity per unit
Sub Group B.5C RADIATOR HEADER TANK UNIT			
1	29VRV	TANK header	1
2	UCS105/7S	SETSCREW	4
3	UCN105	NUT Grade 1	4
4	1218	WASHER 5/16" Shakeproof	4
5	407VRV	BODY for relief valve	1
6	RP16/10	WASHER fibre	1
7	408VRV	CAP for relief valve	1
8		BALL 1/2" brass for relief valve	1
9	208QV/1	CONNECTION hose (1.1/2" bore)	1
10		CLIP hose "Tridon" stainless steel Type H.A.S.28	2
11	RP19/3	PLUG boss in top corner of header tank	1
12	RP16/10	WASHER fibre	1
13	222REV	CAP for header tank	1
14	656VRV	NECK filler	1
15	MRB124/2	PROBE Radolarm	1
16		SCREW 2 B.A. Hexagonal head x 5/8" long	2
17	1210	WASHER Shakeproof	2
18		NUT 2 B.A. mild steel	2
19	220LHV	ADAPTER	1
20	230111	PLUG Westinghouse (1/4" dryseal)	1
21	MRB100/29	UNIT radolarm	1



P2300

From SL 3 1549

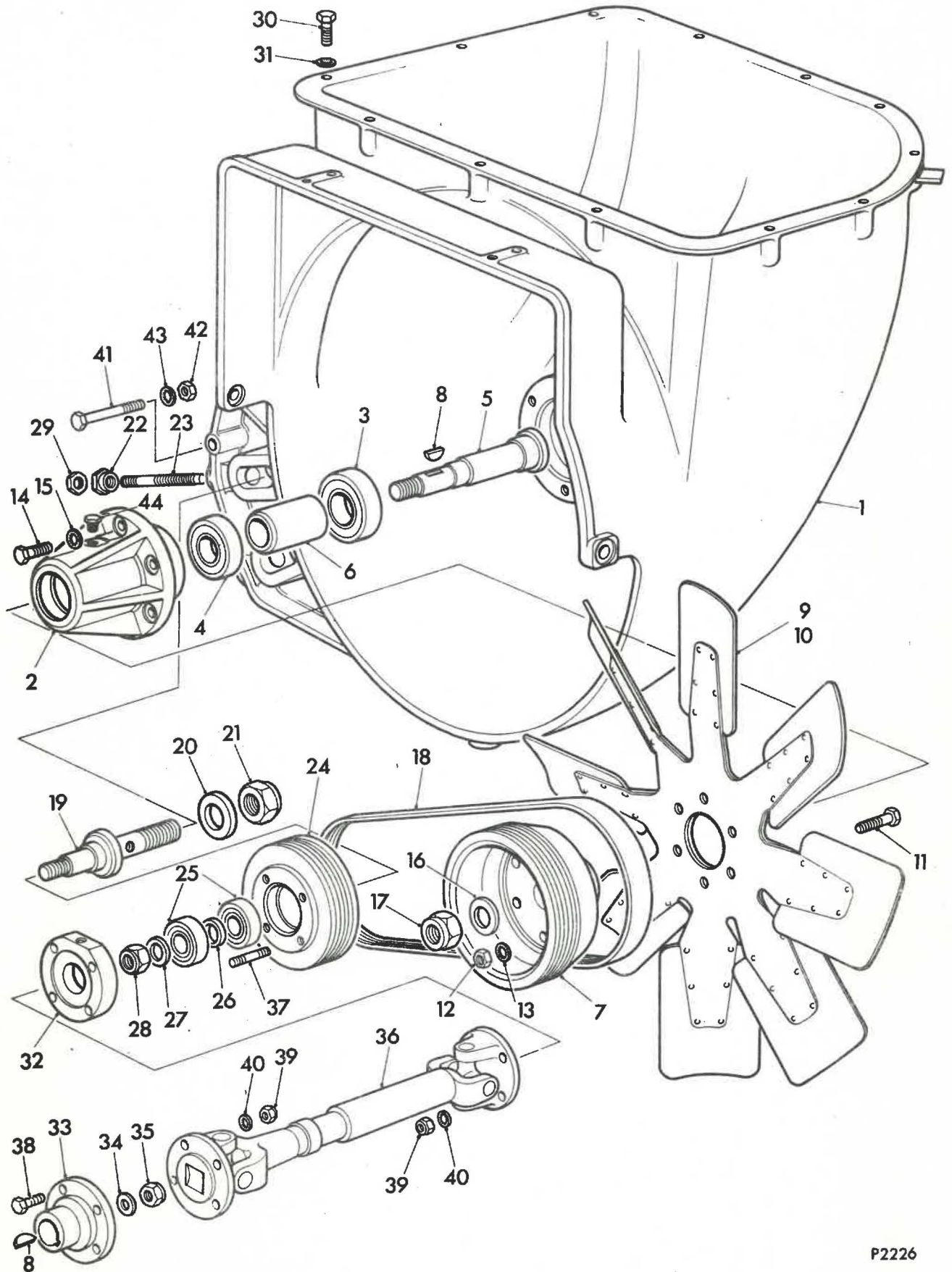
Illus. ref.	Part	Description	Quantity per unit
Sub Group B.5C			
RADIATOR HEADER TANK UNIT			
1	29VRV	TANK header	1
2	UCS105/7S	SETSCREW	4
3	UCN105	NUT Grade 1	4
4	1218	WASHER 5/16" Shakeproof	4
5	407VRV	BODY for relief valve	1
6	RP16/10	WASHER fibre	1
7	438VRV	CAP for relief valve	1
8		BALL 1/2" brass for relief valve	1
9	208QV/1	CONNECTION hose (1.1/2" bore)	1
10		CLIP hose "Tridon" stainless steel Type H.A.S.28	2
11	RP19/3	PLUG boss in top corner of header tank	1
12	RP16/10	WASHER fibre	1
13	222REV	CAP for header tank	1
14	656VRV	NECK filler	1
15	MRB124/2	PROBE Radolarm	1
16		SCREW 2 B.A. Hexagonal head x 5/8" long	2
17	1210	WASHER Shakeproof	2
18		NUT 2 B.A. mild steel	2
19	220LHV	ADAPTER	1
20	230111	PLUG Westinghouse (1/4" dryseal)	1
21	MRB100/29	UNIT radolarm	1
22		TUBE nylon 3/8" o/dia x 7'	1
23		CLIP hose BS3628/050S	1
24	363MWV	BRACKET clip	1
25	423VRH	CLIP pipe	3
26	UCS104/6S	SCREW	1
27	UCN104	NUT Grade 1	1
28	1214	WASHER Shakeproof	1



P2300

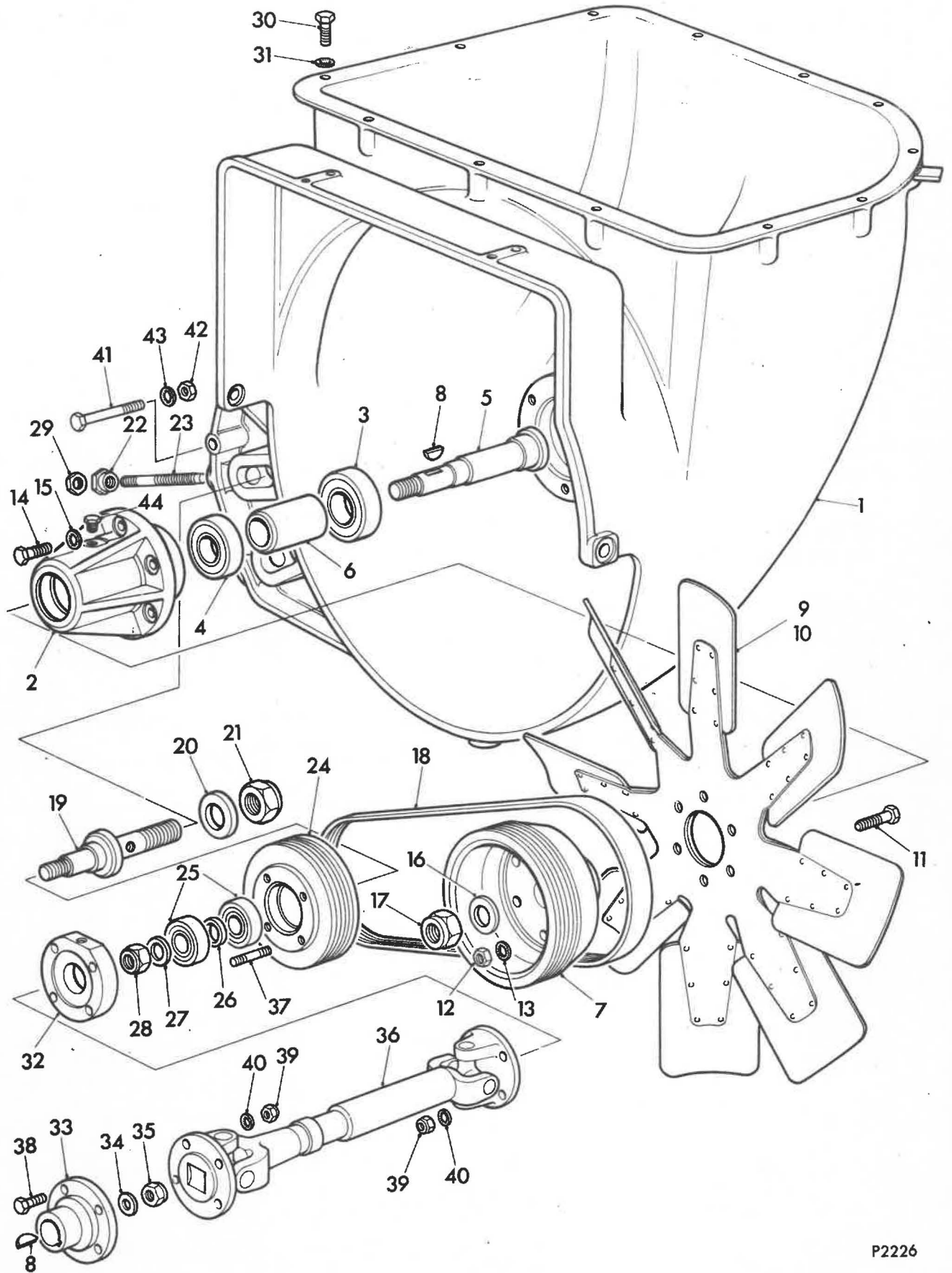
Illus. ref.	Part	Description	Quantity per unit
Sub Group B.12			
ENGINE FAN UNIT			
1	14VRW	COWL for engine fan	1
2	162VRW	HUB for fan cowl	1
3		BEARING ball single row 72 mm x 30 mm x 19 mm '000' fit RHP Ltd No. 6306	1
4		BEARING ball single row 62 mm x 25 mm x 17 mm '000' fit RHP Ltd No. 6305	1
5	263VRW	SPINDLE for fan	1
6	270VRW	SPACER for bearings	1
7	161VRW	PULLEY for fan	1
8		KEY Woodruff No. 606 to BS46 Part 1	2
9		FAN blade 22" x 8" Wilmot Breedon No. 11/15836 - Leyland Engine only	1
10		FAN blade 22" x 8" Wilmot Breedon No. 11/15588 - Gardner Engine only	1
11	UCB106/9S	BOLT )	6
12	UCN106	NUT Grade 1 ) Fan to pulley	6
13	1220	WASHER 3/8" Shakeproof )	6
14	UCB106/10S	BOLT )	6
15	1220	WASHER 3/8" Shakeproof ) Hub to cowl	6
16		WASHER 3/4" plain to BS 1083 Table 3	1
17	NP/D249/11/ 0	NUT 3/4" - 16 UNF Cleveloc	1
18	SX1143	BELT POLY 'V' 'L' Section 6 ribs x 45.25" long	1
19	265VRW	SPINDLE for fan drive pulley	1
20	269VRW	WASHER for spindle	1
21	NP/D289/11/ 0	NUT 7/8" - 14 UNF Cleveloc	1
22	273VRW	ADJUSTER for fan spindle	1
23	272VRW	STUD adjuster	1
24	163VRW	PULLEY for fan drive	1
25		BEARING ball single row 47 mm x 20 mm x 14 mm '000' fit RHP Ltd No. 6204	2
26	264VRW	SPACER for bearings	1
27	266VRW	WASHER	1
28	NP/D209/11/ 0	NUT Cleveloc	1
29	UCN207	LOCKNUT Grade 1 for adjuster stud	1

Illus. ref.	Part	Description	Quantity per unit
30	UCS106/7R	SETSCREW ) Cowl assembly to	13
31	1220	WASHER 3/8" shakeproof ) engine enclosure structure	3
32	268VRW	PACKING for drive shaft coupling	1
33	267VRW	FLANGE for drive shaft	1
34		WASHER 1/2" plain to BS1083 Table 3	1
35	NP/D169/11/0	NUT Cleveloc	1
36	271VRW	SHAFT propeller	1
37	UCSD05/15R	STUD	4
38	SUCB105/7S	BOLT	4
39	NP/N109/11/0	NUT Cleveloc	4
40	1218	WASHER 5/16" Shakeproof	8
41	UCB106/22S	BOLT ) Cowl to rear	2
42	UCN106	NUT Grade 1 ) bulkhead steady	2
43	1220	WASHER 3/8" Shakeproof ) bracket	2
44	( WS232999	PLUG pipe )	1
	( WADE587/9	PLUG ) Alternatives	1



Illus. ref.	Part	Description	Quantity per unit
Sub Group B.12			
ENGINE FAN UNIT			
1	14VRW	COWL for engine fan	1
2	162VRW	HUB for fan cowl	1
3		BEARING ball single row 72 mm x 30 mm x 19 mm '000' fit RHP Ltd No. 6306	1
4		BEARING ball single row 62 mm x 25 mm x 17 mm '000' fit RHP Ltd No. 6305	1
5	263VRW	SPINDLE for fan	1
6	270VRW	SPACER for bearings	1
7	161VRW	PULLEY for fan	1
8		KEY Woodruff No. 606 to BS46 Part 1	2
9		FAN blade 22" x 8" Wilmot Breedon No. 11/15836 - Leyland Engine only	1
10		FAN blade 22" x 8" Wilmot Breedon No. 11/15588 - Gardner Engine only	1
11	UCB106/9S	BOLT )	6
12	UCN106	NUT Grade 1 ) Fan to pulley	6
13	1220	WASHER 3/8" Shakeproof )	6
14	UCS 106/10S	SCREW )	6
15	1220	WASHER 3/8" Shakeproof ) Hub to cowl	6
16		WASHER 3/4" plain to BS 1083 Table 3	1
17	NP/D249/11/ 0	NUT 3/4" - 16 UNF Cleveloc	1
18		BELT POLY 'V' 'L' Section 6 ribs x 45.25" long	1
19	265VRW	SPINDLE for fan drive pulley	1
20	269VRW	WASHER for spindle	1
21	NP/D289/11/ 0	NUT 7/8" - 14 UNF Cleveloc	1
22	273VRW	ADJUSTER for fan spindle	1
23	272VRW	STUD adjuster	1
24	163VRW	PULLEY for fan drive	1
25		BEARING ball single row 47 mm x 20 mm x 14 mm '000' fit RHP Ltd No. 6204	2
26	264VRW	SPACER for bearings	1
27	266VRW	WASHER	1
28	NP/D209/11/ 0	NUT Cleveloc	1
29	UFN207	LOCKNUT Grade 1 for adjuster stud	1

Illus. ref.	Part	Description	Quantity per unit
30	UCS106/7R	SETSCREW ) Cowl assembly to	13
31	1220	WASHER 3/8" shakeproof ) engine enclosure structure	13
32	268VRW	PACKING for drive shaft coupling	1
33	267VRW	FLANGE for drive shaft	1
34		WASHER 1/2" plain to BS1083 Table 3	1
35	NP/D169/11/0	NUT Cleveloc	1
36	271VRW	SHAFT propeller	1
37	UCSD05/15R	STUD	4
38	SUFB 105/7S	BOLT	4
39	NP/D109/11/0	NUT Cleveloc	4
40	1218	WASHER 5/16" Shakeproof	8
41	UCB106/22S	BOLT ) Cowl to rear	2
42	UCN106	NUT Grade 1 ) bulkhead steady	2
43	1220	WASHER 3/8" Shakeproof ) bracket	2
44	( WS232999	PLUG pipe )	1
	( WADE587/9	PLUG ) Alternatives	1
45	604VRW	GUARD fan cowl )	1
46	UCS106/4S	SCREW )Fixing fan guard	1
47	1220	WASHER 3/8" Shakeproof )	1
48	UCS108/10S	SCREW )Fixing fan guard	1
49	1224	WASHER 1/2" Shakeproof ) Leyland engine	1
50	UNC108	NUT Grade 1 ) only	1



OBSOLETE SPEC'S  
(NONE CURRENT)

V T BEVEL PINION HOLDING ASSEMBLY, LEWS SPEEDO SPINDLE  
 & BEARING ASSEMBLY & COMPLETE WITH SUPPORT DISC FOR GAITER  
 & TOOTHED WHEEL (FULLY-AUTOMATIC), OR DUST SHIELD (SEMI-AUTOMATIC).

UNIT TO SUIT	TYRES	AXLE RATIO	FULLY-AUTO	SEMI-AUTO
	11.00 x 20.	3.82:1 OR 4.25:1	114 SS	115 SS
	11 x 22.5 T/L OR 10.00 x 20	3.82:1 OR 4.25:1	116 SS	117 SS
	10 x 22.5 T/L OR 9.00 x 20	3.82:1 OR 4.25:1	118 SS	119 SS
	11 x 22.5 T/L OR 10.00 x 20 OR 11.00 x 20	4.79:1 OR 5.26:1	120 SS	121 SS
	10 x 22.5 T/L OR 9.00 x 20	4.79:1 OR 5.26:1	122 SS	123 SS

REPLACEMENT VET/3 BEVEL PINION (MITRE BOX) ASSY.  
 WITH 4500 SERIES PROPSHAFT FLANGE

MATERIAL

PART No.

114-123SS

UP TO S23 1613

Illus. ref.	Part	Description	Quantity per unit
		Sub Group C.1	
		GEARBOX UNIT	
		LEYLAND 0.510 ENGINE - 5 SPEED GEARBOX	
		GARDNER ENGINE - 5 SPEED GEARBOX	
		RUNNING GEAR GROUP	
1	544636	GEAR train 4th speed sub assembly	1
2	500064	PINION planet	3
3	50957268	RACE inner planet wheel	3
4	50957269	BEARING needle roller	3
5	544413	ANNULUS 3rd speed	1
6	544412	PLATE	1
7	543834	DISTANCE PIECE	3
8	543833	RIVET	6
9	500055	RIVET 1/2"	3
10	541802	SUNWHEEL and brake drum sub assembly	1
11	500066	SUNWHEEL	1
12	500131	DRUM brake	1
13	500046	BUSH 3rd and 4th speed annulus	2
14	500067	BUSH 4th speed sunwheel	2
15	829454	CLUTCH sub assembly	1
16	827007	MEMBER clutch inner sub assembly	1
17	827010	MEMBER clutch inner	1
18	500044	PLATE rear clutch	1
19	507190	RIVET	6
20	511535	PLUG screwed	4
21	827008	PANEL clutch sliding sub assembly	1
22	827011	PANEL clutch sliding	1
23	500051	PLATE inner	1
24	560439	RIVET	12
25	500134	RING trunnion	1
26	509122	STUD 5/16" x 1.00 UNF	4
27	842452	PLATE clutch inner	4
28	658014	PIN for clutch	6
29	505764	BEARING angular contact	1
30	500133	HOUSING clutch bearing	1

Illus. ref.	Part	Description	Quantity per unit
31	500030	PIN clutch actuating	2
32	NL605041	NUT slotted 5/16" UNF	4
33	827009	CIRCLIP	1
34	500118	SPRING	6
35	50357317	PLATE clutch outer	5
35	842458	PLATE clutch outer	5
35	821516	PLATE clutch outer <i>Ferodo Sinter Met</i>	5
36	5031375	SHAFT input sub assembly	1
37	500029	PIN clutch pivot	1
38	518315	RING split	1
39	50958235	RING piston	1
40	505762	BEARING	1
41	50358188	HOUSING input bearing	1
42	50957507	SPACER	1
43	50958233	COLLAR input bearing	1
44	517521	RING seal <i>1/4" Bore. CA-0372</i>	1
45	50958234	NUT ring	1
46	10868061	GEAR train 1st speed sub assembly	1
47	542268	PLANET pinion	6
48	50956657	RACE inner planet wheel	6
49	50956658	BEARING needle roller	6
50	827409	CARRIER planet	1
51	542267	PLATE carrier	1
52	500055	RIVET 1/2"	9
53	500047	DISTANCE PIECE	3
54	521148	ANNULUS 1st speed	1
55	521149	BUSH 1st speed annulus	1
56	521150	BUSH 1st speed carrier	1
57	5031378	GEAR train 2nd speed assembly	1
58	44VRS	SHAFT output	1
59	501199	PIN planet	10
60	CAL2354	PLATE carrier	1
61	CAL2617	PLATE carrier	1
62	CAL2353	PINION planet	5
63	CAL2357	COLLAR spacing	20
64	CAL2356	RACE inner planet wheel	5
65	11530	ROLLER	210
66	CAL2542	DISTANCE PIECE	5

Illus. ref.	Part	Description	Quantity per unit
67	CAL2358	WASHER adjuster	as reqd
67	CAL2359	WASHER adjuster	as reqd
67	CAL2360	WASHER adjuster	as reqd
67	CAL2361	WASHER adjuster	as reqd
67	CAL2362	WASHER adjuster	as reqd
67	CAL2363	WASHER adjuster	as reqd
67	CAL2364	WASHER adjuster	as reqd
67	CAL2365	WASHER adjuster	as reqd
68	554437	GEAR train 3rd speed sub assembly	1
69	44181	ANNULUS	1
70	37579	ANNULUS	1
71	500069	PLANET pinion	5
72	500068	RACE inner planet wheel	5
73	500060	PIN planet	5
74	500065	COLLAR spacing	15
75	37580	DISTANCE PIECE	5
76	500061	RIVET	5
77	37581	PEG locating	5
78	270222	ROLLER	140
79	829453	GEAR train reverse speed sub assembly	1
80	500064	PINION planet	5
81	50957268	RACE inner planet wheel	5
82	50957269	BEARING needle roller	5
83	827406	CARRIER reverse planet	1
84	521164	PLATE carrier	1
85	500047	DISTANCE PIECE	5
86	500055	RIVET 1/2"	10
87	500127	ANNULUS reverse speed	1
88	500053	SUN-WHEEL reverse speed	1
89	500043	BUSH reverse annulus	1
90	500054	BUSH reverse sunwheel	2
91	825558	SLEEVE	1
92	505765	BEARING intermediate	1
93	500063	BUSH input shaft	1
94	500078	BUSH input shaft	1
95	542265	BUSH	1
<b>BRAKE GEAR GROUP</b>			
96	593549	BAND brake and linings assembly	5
97	593551	BAND brake external sub assembly	5
98	10921548	BAND brake external	5

Illus. ref.	Part	Description	Quantity per unit
99	593553	LINER external brake	5
100	10900804	RIVET	95
101	593552	BAND brake internal sub assembly	5
102	554178	BAND internal brake	5
103	593554	LINER internal brake	5
104	10900804	RIVET	130
105	508986	TABLE automatic adjusting sub assembly	5
106	508987	RING automatic adjusting sub assembly	5
107	500076	NUT	5
108	500081	SPRING automatic adjuster	5
109	500070	RACE cam roller outer	1
110	500071	RACE cam roller inner	1
111	231732	ROLLER needle	110
112	10897004	PLATE guide sub assembly	1
113	10897003	BUSH rolled	1
114	10923347	PIN cam roller	5
115	10923637	CIRCLIP for cam roller pin	10
116	500077	SCREW adjuster	5
117	NH606040	NUT 3/8" UNF	5
118	500097	PIN	5
119	500109	SHAFT operating lever short	1
120	827424	SHAFT operating lever	1
121	827425	SHAFT operating lever	1
122	282038	CIRCLIP operating lever shaft	4
123	500114	PIN link internal band	5
124	500103	ROD pull	5
125	500072	PIN	5
126	500080	SPRING centraliser	10
127	500087	ROD piston	5
128	500084	PIN bearing piston rod	4
129	829095	PIN bearing piston rod	1
130	829095	PIN bearing piston rod 1st speed	1
131	282038	CIRCLIP	10
132	500124	PAD thrust	5
133	500083	LEVER operating thrust pad	4
134	827423	LEVER operating thrust pad	1

Illus. ref.	Part	Description	Quantity per unit
135	500095	BOLT eye	10
136		WASHER 400-011 - 5615 - 02 ) For eyebolts	10
137	PP/D206/11/0	NUT 5/8" nyloc ) for link	10
138	500116	BOLT eye	12
139		WASHER seal 3/8" No. 400 - 020 - 0008 - 02 for centralizer eyebolts	12
140	500094	CENTRALIZER	5
141	500102	CENTRALIZER	5
142	827427	ROD centralizer long	2
143	500101	ROD centralizer short	2
144	500098	HOOK rear	5
145	500099	HOOK front	5
146	827426	ROD fulcrum	2
147	827428	DISTANCE PIECE	1
148	506649	DISTANCE PIECE .104" long	2
149	827430	DISTANCE PIECE .341" long	1
150	827431	DISTANCE PIECE	2
151	827432	DISTANCE PIECE .807" long	1
152	827433	DISTANCE PIECE 1.045" long	1
153	827434	DISTANCE PIECE 1.478" long	1
154	827435	DISTANCE PIECE 1.722" long	1
155	506654	DOWEL	4
156	10887376	CIRCLIP centralizer rods	8
157	10887377	CIRCLIP fulcrum rods	4
158	505461	LINK internal band	5
159	238560	CIRCLIP internal band link pin	10
160	827421	COVER cylinder block	1
161	10895354	COVER cylinder block reverse gear	1
162	UCS106/8S	SETSCREW cylinder top cover	10
163	UCS106/10S	SETSCREW cylinder top cover	4
164	WS600061	WASHER 3/8" spring	14
165	511542	SPRING piston return reverse speed	1
166	CAL2257	SPRING piston return first speed	1
167	CAL2259	SPRING piston return second speed	1
168	500089	SPRING piston return third speed	1
169	500088	SPRING piston return fourth speed	1
170	589911	PISTON reverse speed	1
171	CAL2258	PISTON first speed	1
172	CAL2579	PISTON second speed	1
173	589913	PISTON third speed	1
174	589914	PISTON fourth speed	1

Illus. ref.	Part	Description	Quantity per unit
175	511512	LINER cylinder reverse speed	1
176	CAL2262	LINER cylinder first speed	1
177	CAL2261	LINER cylinder second speed	1
178	506638	LINER cylinder third speed	1
179	506639	LINER cylinder fourth speed	1
180	539657	SEAL external distributor reverse	2
181	539069	SEAL external distributor 1st speed	2
182	539070	SEAL external distributor 3rd speed	2
183	539071	SEAL external distributor 2nd speed	2
184	539072	SEAL external distributor 4th speed	2
185	589916	RING retaining 1st	2
186	589917	RING retaining 2nd	2
187	589918	RING retaining 3rd	2
188	589919	RING retaining 4th	2
189	CAL2255	RETAINER 1st speed	1
190	CAL2578	RETAINER 2nd speed	1
191	WAL0543	GUIDE sub assembly	1
192	11NLS	COVER plate cylinder 1st speed	1
193	12NLS	COVER plate cylinder 2nd speed	1
194	13NLS	COVER plate cylinder 3rd speed	1
195	39RES	COVER plate cylinder 4th speed	1
196	31RES	COVER plate cylinder reverse	1
197	UCN106	NUT 3/8" UNC grade 1	20
198		WASHER 3/8" spring	20
		) Cover plates	
199	334VRS	HOUSING restrictor	5
200	827474	RESTRICTOR 1st and reverse	2
201	10899080	RESTRICTOR 2nd 3rd and 4th	3
202	829583	O-RING )	2
203	829582	O-RING ) 1st and reverse	2
204	829580	O-RING )	1
205	829579	O-RING ) 2nd speed	1
206	829578	O-RING )	1
207	829577	O-RING ) 3rd speed	1
208	829577	O-RING )	1
209	829576	O-RING ) 4th speed	1
210	54231S	PIPE air	6
211	146855	WASHER restrictor housing to cover plate	6

Illus. ref.	Part	Description	Quantity per unit
212	No.340C	INSERT tube Drallum	6
213	L70/B/11	COUPLING stud Drallum	1
214	9545	PLUG drain 1/4" B.S.P. - cover plates	6
215	232470	WASHER	6
216	508057	ADAPTER cover plates	5
217	34-0278-06	SLEEVE union Enots	6
218	38-0004-06	NUT union Enots	6
CASING GROUP			
219	57VRS	CASING gearbox	1
220	UCSD06/14R	STUD )	24
221	UCSD06/16R	STUD )	9
222	UCSD06/19R	STUD ) Brake carrying sideplate	2
223	UCSD06/21R	STUD )	1
224	UCB106/16	BOLT )	2
225	201NLS	STUD inspection covers	28
226	UCSD08/20R	STUD bell housing	8
227	UCSD06/24R	STUD )	16
228	565AVW	DOWEL ) Transfer gearbox cover	2
229	107/12S	BOLT )	2
230	06/24R	STUD ) Transfer gearbox cover	14
231	06/26R	STUD )	2
232	264LDM	BREATHER	1
233		WASHER Dowty Selon No. 7	1
234	509108	WASHER breather	1
235	138NLS	COVER inspection	2
236	110NLS	GASKET )	2
237	UCN106	NUT ) Inspection covers	28
238		WASHER 3/8" spring )	28
239	629VRS	FILTER oil - 15VRS only	1
240		PLUG 1.1/4" B.S.P.T. - 57 VRS only	1
241	253VRS	PLUG oil filler	1
242	RP31/15	WASHER copper and asbestos	1
243	345VRS	DIPSTICK sub assembly	1
244	ROTH No. 8	PLUG drain brass with collar	1
245	RP31/18	WASHER copper and asbestos	1
246	10895373	COVER bottom and sump assembly	1

Illus. ref.	Part	Description	Quantity per unit
247	827398	JOINT )	1
248	506654	DOWEL )	2
249	PT/N126/11/0	NUT 3/8" UNC nyloc ) Bottom cover	36
250	400-020-0008-02	WASHER 3/8" Dowty )	38
251	56VRS	BELL-HOUSING )	1
252	333VRS	BOLT locating ) Leyland engine	3
253		NUT M12 x 1.75 )	3
254		WASHER Shakeproof )	3
255	45VRS	BELL-HOUSING ) Gardner engine	1
256	320VRS	BOLT locating )	2
257	PP/N166/11/10	NUT 1/2" UNC nyloc - bell housing to gearbox casing	13
258	UCB107/16S	BOLT ) Bell housing to engine	4
259	PP/N146/11/0	NUT Simmonds ) end plate Gardner	11
260	UCB107/18S	BOLT ) engine only	5
261	609RES	PLATE cover cylinder top speed	1
262	200-038-4475	O-RING	1
263	200-041-4475	O-RING	1
264	UCSD06/13R	STUD ) Top speed cover plate	4
265	UCN106	NUT ) to bell housing	4
266		WASHER 3/8" spring )	4
267	334VRS	HOUSING restrictor	6
268	<del>50959399</del>	RESTRICTOR 5th speed <i>delete</i>	1
269	506640	LINER cylinder	1
270	589920	RING retaining	4
271	539071	SEAL external distributor	2
272	589915	PISTON	1
273	506661	SPRING piston return	1
274	506662	PLATE return spring	1
275	505760	LEVER clutch operating	1
276	506646	PIN	1
277	D28717	ROD piston top gear	1
278	D28718	BALL end piston rod	1

Illus. ref.	Part	Description	Quantity per unit
279	Z8/44846	WASHER distance .156" thick )	1
280	Z8/44847	WASHER distance .343" thick ) as reqd.	1
281	Z9/44861	WASHER distance .060" thick )	1
282	506658	PIN pivot clutch operating lever	1
283	639VRS	BRACKET mounting rear for power unit	2
284	266VRS	DOWEL for power unit mounting bracket	4
285	UCSD08/18S	STUD ) For brackets	4
286	UCSD08/23S	STUD )	4
287	164VRS	PLATE blanking for brake carrying sideplate	1
289	269VRS	GASKET for plate	1
290	No.596	PLUG 1/2" B.S.P.	1
291	619VRS	BRACKET support transducer probe	1
<b>TRANSFER GEAR GROUP</b>			
292	141VRS	SHAFT eccentric intermediate gear ) Transfer ratio	1
293	244VRS	DOWEL eccentric gear shaft ) 0.9 : 1 use	1
294	137VRS	GEAR idler - 40 teeth ) with 3.82 : 1	1
295	135VRS	WHEEL spur - 34 teeth ) axle ratio	1
	185VRS	SHAFT intermediate gear ) Transfer ratio	1
	138VRS	GEAR idler - 38 teeth ) 1.0 : 1 use	1
	133VRS	WHEEL spur - 38 teeth ) with 4.25 : 1	1
		DOWEL 1/2" spring Groverlock x2.1/4" ) and 4.79 : 1	1
		) axle ratio	
	141VRS	SHAFT eccentric intermediate group ) Transfer ratio	1
	244VRS	DOWEL eccentric gear shaft ) 1.1 : 1 use	1
	139VRS	GEAR idler 36 teeth ) with 5.26 : 1	1
	134VRS	WHEEL spur 42 teeth ) axle ratio	1
296	Skefco NF215/C3	BEARING roller single lip outer race double lip inner race 75 mm i/d x 130 mm o/d	2
297	B130M Skefco	CIRCLIP internal to BS 3673	1
298	6213	BEARING ball single row 65 mm i/d x 120 mm o/d x 23 mm	2
299	14VRS	COVER for transfer gears	1

*Replaced by  
BONTS*

*UCB 108/145  
UCB 108/185*



Illus. ref.	Part	Description	Quantity per unit
	238VRS	GEAR speedometer ) 11.00 x 20 tyres with on output shaft ) 3.82 : 1 and 4.25 : 1	1
	207VRS/1	GEAR speedometer drive spindle ) axle ratio	1
	235VRS	GEAR speedometer ) 11.00 x 20 tyres with on output shaft ) 4.79 : 1 and 5.26 : 1	1
	210VRS/1	GEAR speedometer drive spindle ) axle ratio	1
318		DOWEL spring Groverlock 1/8" dia. x 7/8" long	2
319	W11.205025.R4	SEAL oil weston	1
320	112VRS	HOUSING oil seal	1
321	UCN104	NUT ) Speedometer housing to	3
322	1214	WASHER 1/4" Shakeproof ) mitre gear housing	3
323		GENERATOR electric speedometer Smiths Part No. TV3203/00	1
324	UCSD04/8R	STUD for speedometer housing	3
OIL FILTER GROUP			
325	PU507	FILTER oil assembly	1
326	MP5931	ELEMENT assembly <i>APWC 5931</i>	1
327	MIC4733	SEAL for sump	1
328	MK24877	BOLT centre	1
329	MIC14670	CIRCLIP	1
330	MIC16426	GUIDE element	1
331	MIC10981	SEAL filter head	1
332	MIC4734	SEAL centre bolt	1
333	K19111	WASHER	1
334	MIC11056	SPRING	1
335	610VRS/1	PLATE for oil filter	1
336	322VRS	UNION for oil filter	2
337	RP31/18	COPPER and asbestos washer	2
338	UCS107/10S	SCREW	2
339	UCN107	NUT Grade 1	2
340	1222	WASHER Shakeproof	2
341	UCS106/9R	SCREW	2
342	UCN106	NUT Grade 1	2
343	1220	WASHER 3/8" Shakeproof	2

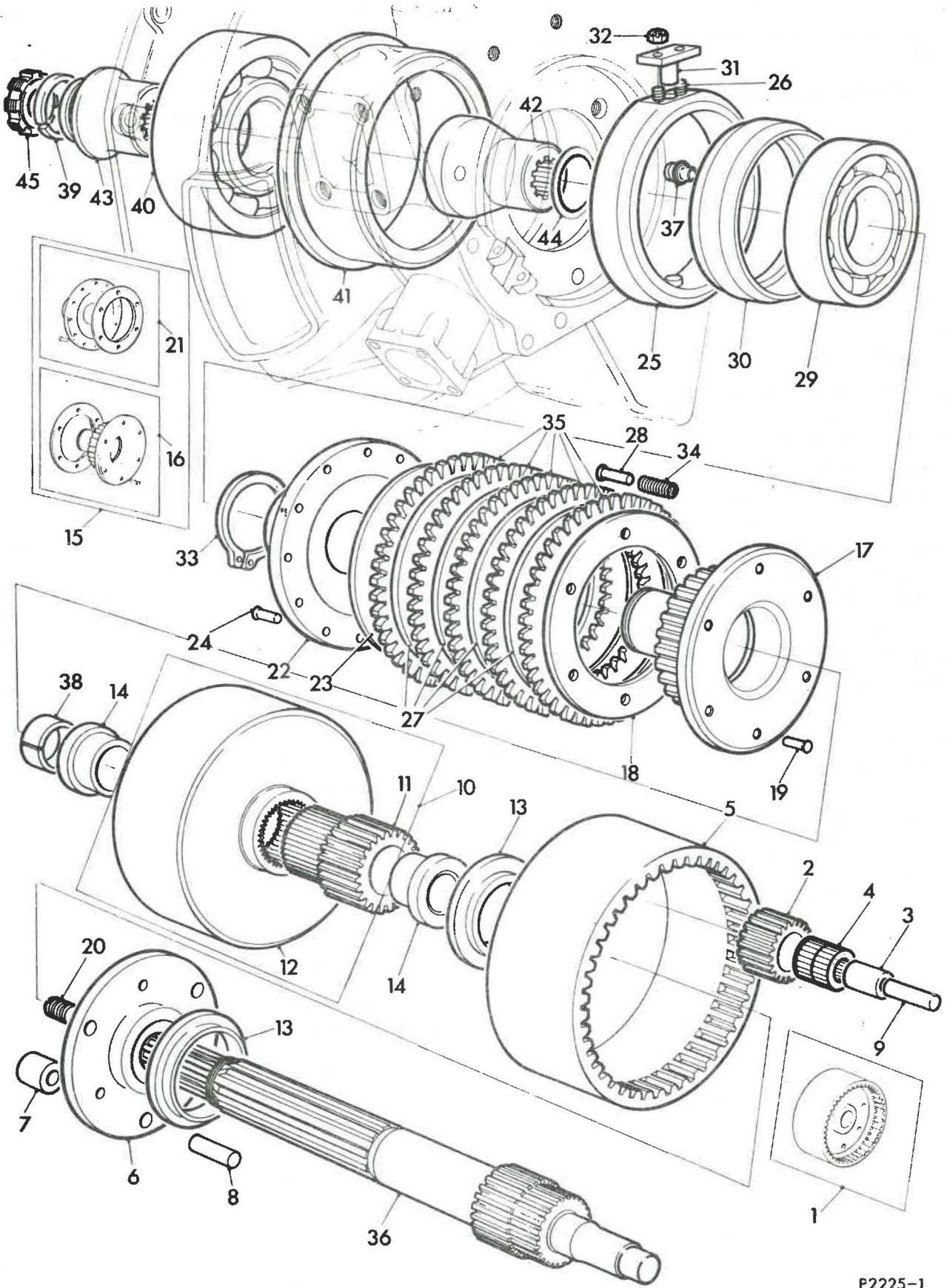


Illus. ref.	Part	Description	Quantity per unit
<b>MITRE GEAR GROUP</b>			
344	31VRS	HOUSING for mitre spiral bevel gears	1
345	UCSD108/17R	STUD for bearing housings	4
346	276LSM	DOWEL	2
347	20VRS/1	HOUSING for mitre spiral bevel gear bearing	1
348	176VRS	SHIM .005" )	as reqd.
349	177VRS	SHIM .0076" ) For bearing housing	as reqd.
350	178VRS	SHIM .032" )	as reqd.
351	UCN108	NUT ) Bearing housing to	6
352	1224	WASHER ) mitre gear housing	6
353	395-90-39520	BEARING taper roller 2.6250" i/d x 4.4375 o/d x 1.1875"	1
354	232VRS	DISTANCE-PIECE for bearing	1
355	245VRS	SHIM .004" )	as reqd.
356	246VRS	SHIM .010" ) For spiral bevel	as reqd.
357	247VRS	SHIM .020" ) pinion bearing	as reqd.
358	248VRS	SHIM .040" )	as reqd.
359	395A-394A	BEARING taper roller 2.6250 i/d x 4.3307 o/d x .8661	1
360	231VRS	NUT ring	1
361		WASHER 1.1/8" dia. to BS 3410 Table 3 heavy gauge	1
362	B056M	CIRCLIP internal to BS 3673	1
363	18VRS	PINION spiral bevel )	1
364	24VRS	GEAR spiral bevel ) Supplied in pairs	1
365	146VRS	COVER end for bevel bearing housing	1
366	UCSD05/13R	STUD )	2
367	UCSD05/11R	STUD )	2
368	UCSD05/14R	STUD ) End cover to mitre	2
369	UCN105	NUT ) gear bearing housing	6
370	1218	WASHER 5/16" Shakeproof )	6
371		WASHER 5/16" plain )	as reqd.
372	33VRS	HOUSING for mitre spiral bevel gear bearing	1
	UCN108	NUT Grade 1	4
	1224	WASHER 1/2" dia. Shakeproof	4

Illus. ref.	Part	Description	Quantity per unit
373	176VRS	SHIM .005" )	as reqd.
374	177VRS	SHIM .0076" ) For bearing housing	as reqd.
375	178VRS	SHIM .032" )	as reqd.
376	UCN108	NUT ) Bearing housing to	6
377	1224	WASHER ) mitre gear housing	6
378	567X-563	BEARING taper roller 2.8750 i/d x 5.00 o/d x 1.437"	1
379	243VRS	DISTANCE-PIECE for mitre gear bearing	1
380	295LDE	SHIM .004" )	as reqd.
381	296LDE	SHIM .010" ) For spiral bevel	as reqd.
382	297LDE	SHIM .020" ) wheel bearing	as reqd.
383	298LDE	SHIM .040" )	as reqd.
384	3780-3720	BEARING taper roller 2.00" i/d x 3.6718" o/d x 1.1875"	1
385	187VRS	COVER end for bevel bearing housing	1
386	UCSD05/13R	STUD )	2
387	UCSD05/11R	STUD )	2
388	UCSD05/14R	STUD ) End cover to mitre	2
389	UCN105	NUT ) gear bearing housing	6
390	1218	WASHER 5/16" Shakeproof )	6
391		WASHER 5/16" plain )	as reqd.
392	152VRS	SHAFT for mitre spiral bevel gear	1
393	236LDS	SEAL oil	2
394	348VRS	FLANGE output assembly	1
395	233VRS	LOCKNUT	1
396	RP19/3	PLUG steel 3/8" B.S.P.	1
397		WASHER Selon No. 7	1
398	RP16/2	WASHER fibre	1
399	RP19/2	PLUG	1
400	617VRS	DISC support for gaiter	1
401	296VRS	PLUG drain )	1
402	RP16/25	WASHER fibre ) Mitre gear housing	1
403	338VRS	TUBE cover long for gearbox connecting shaft	1
404	339VRS	TUBE cover short for gearbox connecting shaft	1
405	343VRS	COLLAR thrust	1

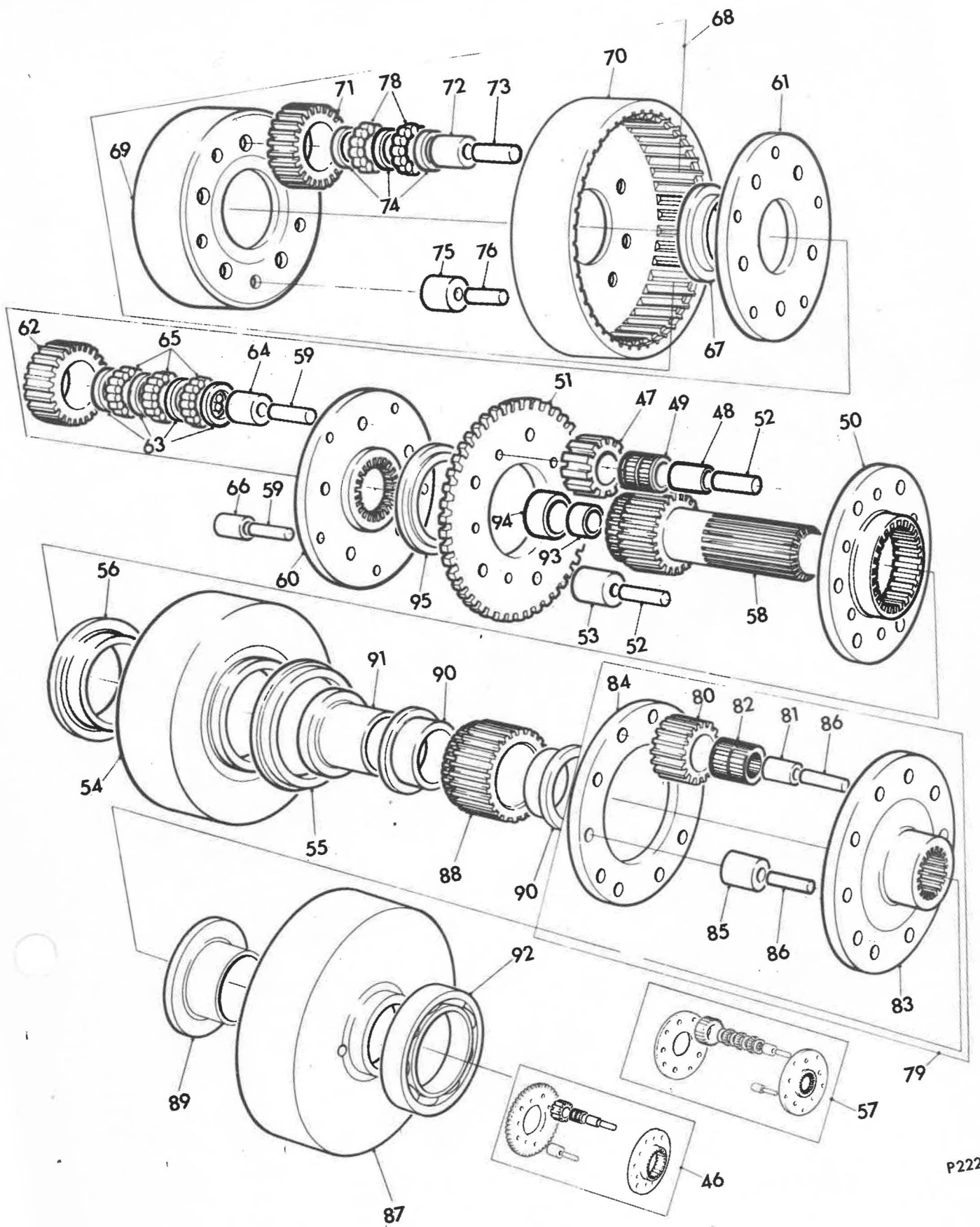
Illus. ref.	Part	Description	Quantity per unit
406	342VRS	NUT sleeve	1
407	200-228-5575	O-RING BS1806 No. 228	4
408		GRUB SCREW socket 4 B.A. x 3/8"	1
409	46VRS	SHAFT connecting gearbox	1
410	271VRS	BOLT ) Mitre gears	10
411	1224	WASHER 1/2" Shakeproof ) housing	10
OIL PUMP GROUP			
412	10899884	PUMP oil assembly	1
413	50358186	COVER pump	1
414	50558126	BODY pump	1
415	10899886	PLATE cover	1
416	50358128	SPIGOT and cover	1
417	10899885	SPIGOT and pin sub assembly	1
418	10899870	DOWEL	1
419	50958174	SHAFT and main gear	1
420	50957179	SHAFT idler	1
421	50957833	PINION driven	1
422	10903300	O-RING	2
423	50358377	O-RING	1
424	5090851	GEAR idler sub assembly	1
425	50958185	BUSH	2
426	50957849	BODY valve	1
427	50957850	SPRING	1
428	239047	BALL 3/8" steel	1
429	10903167	BEARING	1
430	50857930	KEY 3/8"	1
431	10903065	DOWEL	1
432	517112	NUT 3/8" UNF Simmonds ) Pump driving	1
433	WA110060	WASHER plain M10 ) gear to shaft	1
434	10922028	SEAL oil for pump cover	1
435	SX504061	SCREW 1/4" UNC ) Pump cover to	9
436	WL600041	WASHER 1/4" lock ) cover plate	9
437	50858173	SCREW socket head ) Pump to bell	9
438	10903299	WASHER spring ) housing	9
439	10923694	SCREW socket head ) Cover plate	14
440	10903416	WASHER ) to body	10

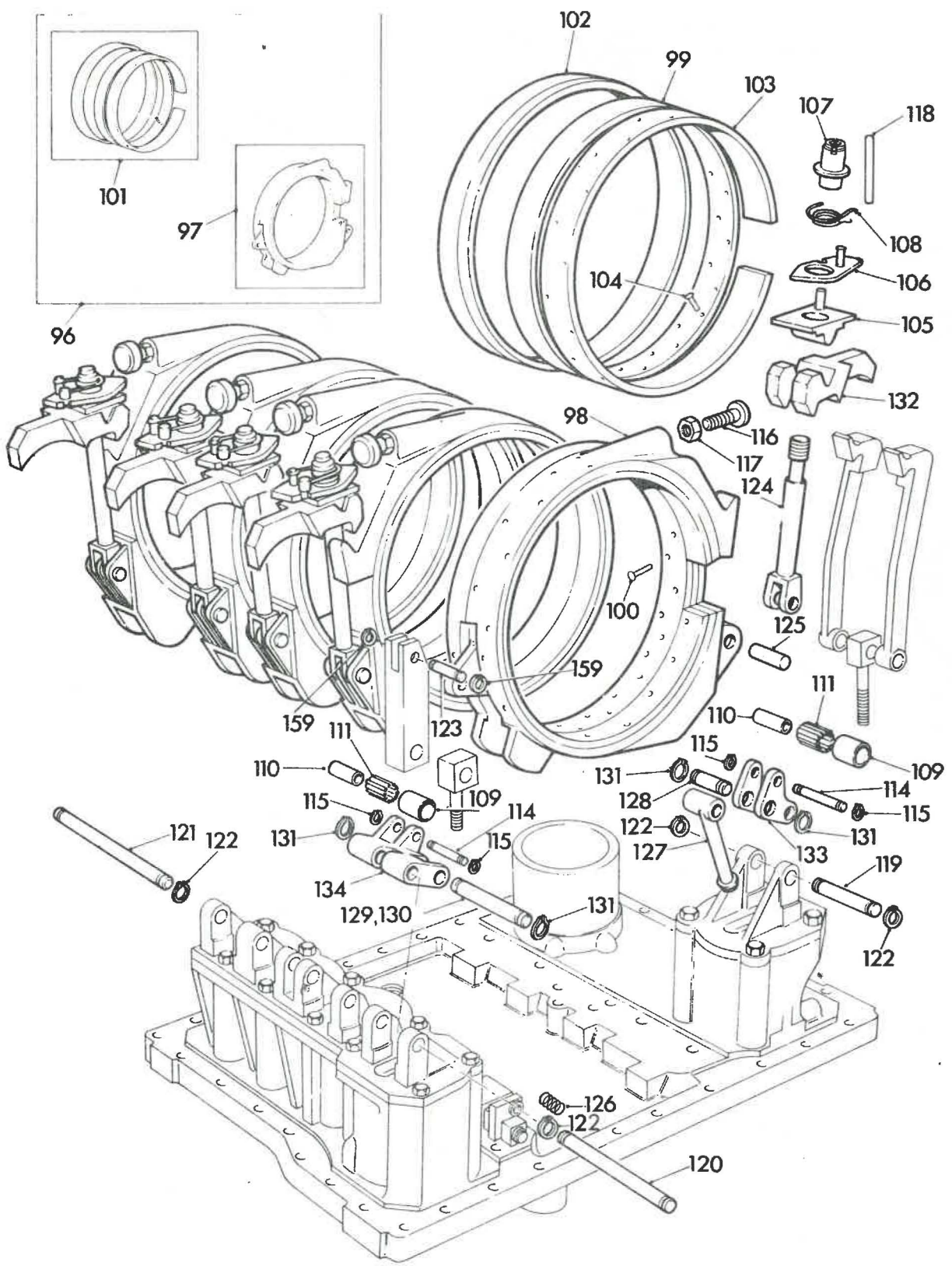
Illus. ref.	Part	Description	Quantity per unit
441	SS504060	SCREW socket 1/4" UNC spigot to pump body	7
442	50958417	PLUG pump body	2
<b>OIL PIPE GROUP</b>			
443	649VRS	PIPE oil suction gearbox to bell housing	1
444	34-0338-71	CONNECTOR elbow )	1
445	34-0278-09	SLEEVE )	2
446	34-0279-09	NUT tubing )	2
447	34-0338-55 x	CONNECTOR elbow )	1
448	34-0155-08	NUT )	1
449	34-0156-08	WASHER )	1
450	628VRS	PIPE oil mitre box feed	1
451	324VRS	UNION for mitre box oil pipe	2
452	RP31/16	WASHER copper and asbestos	2
453	313LSQ	UNION for oil pipes	2
454	RP31/10	WASHER copper and asbestos	2
455	635VRS	PIPE oil bell housing to filter )Gardner	1
456	634VRS	PIPE oil filter to bell housing )engine	1
457	636VRS	PIPE oil bell housing to filter )Leyland	1
458	637VRS	PIPE oil filter to bell housing )engine	1
	288/RES/2	PLATE gearbox identification	1
		SCREW No. 4 x 5/16" long Parker Kalon type U	4
	34-0155-06	NUT Enots )	1
	34-0156-06	WASHER Enots ) Oil suction pipe	1

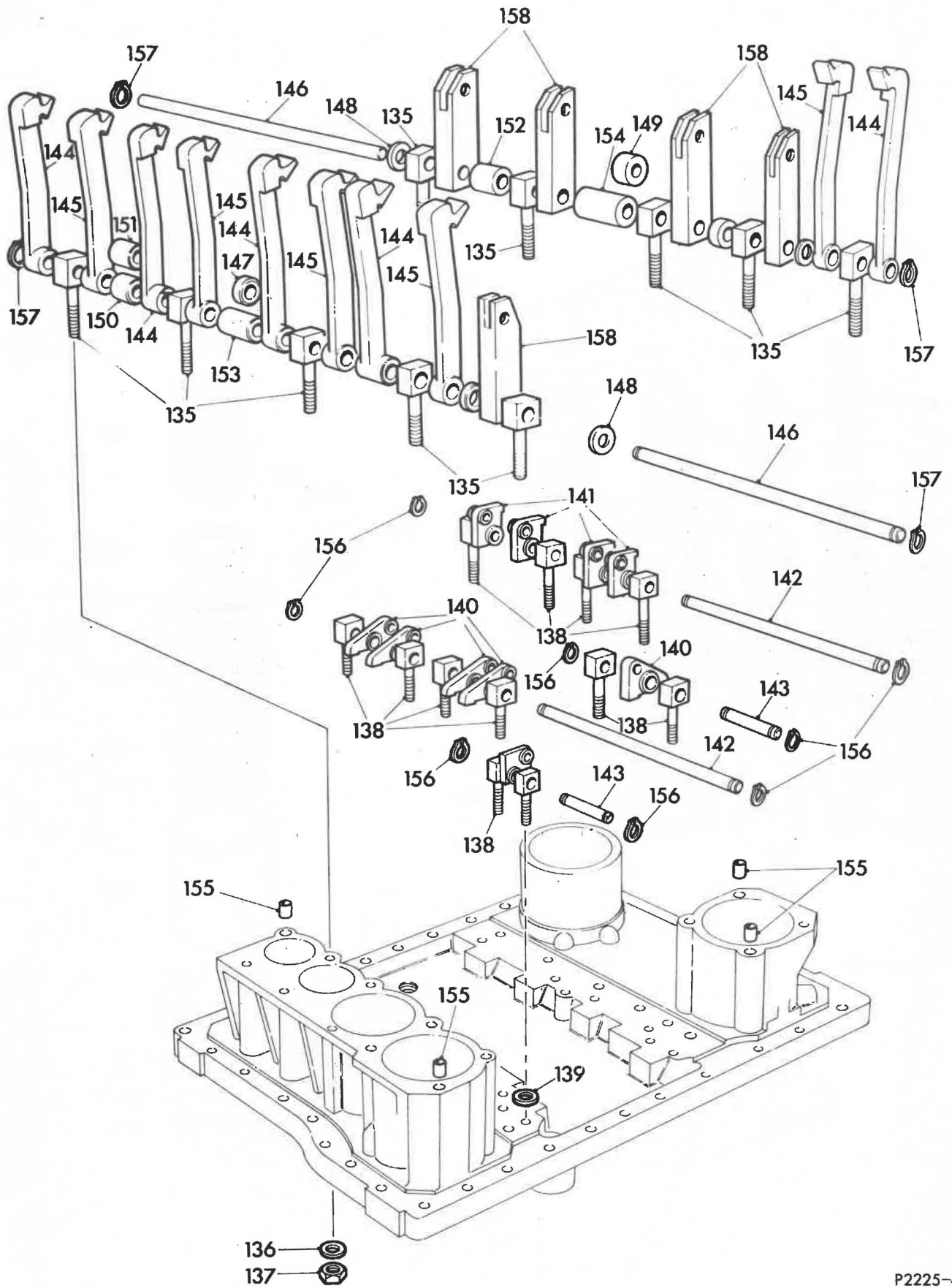


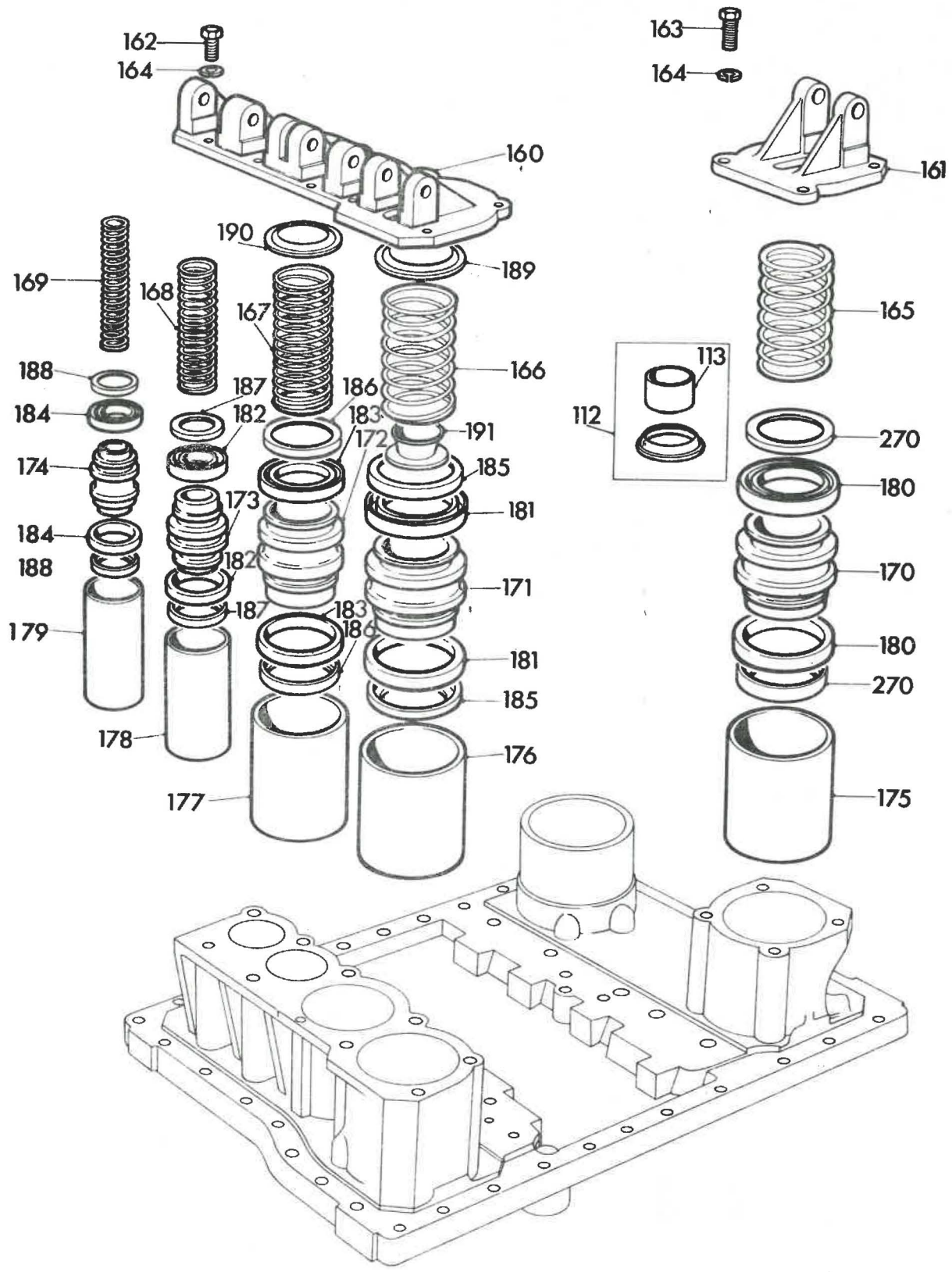
P2225-1

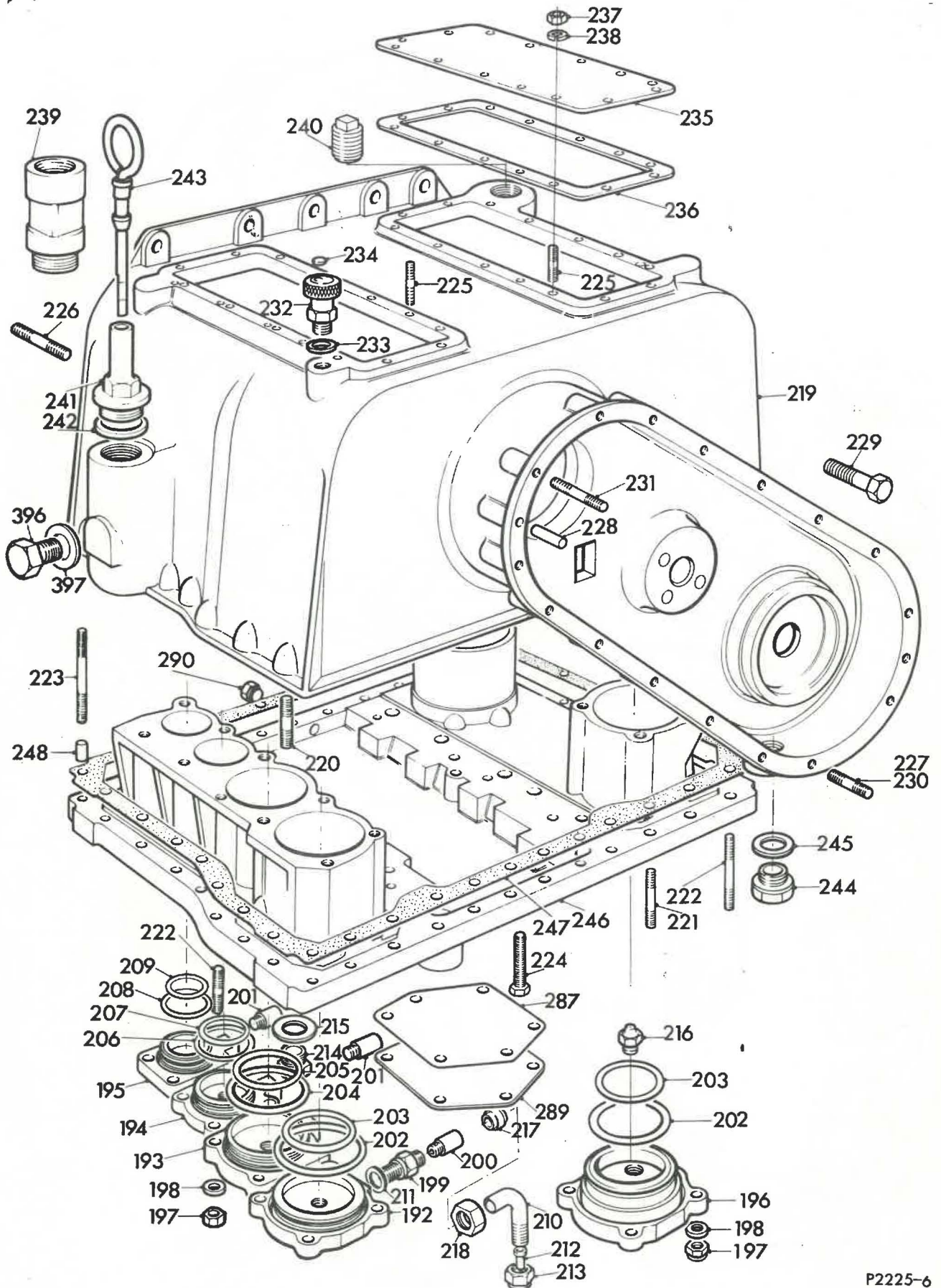
GB 330  
33 1/2

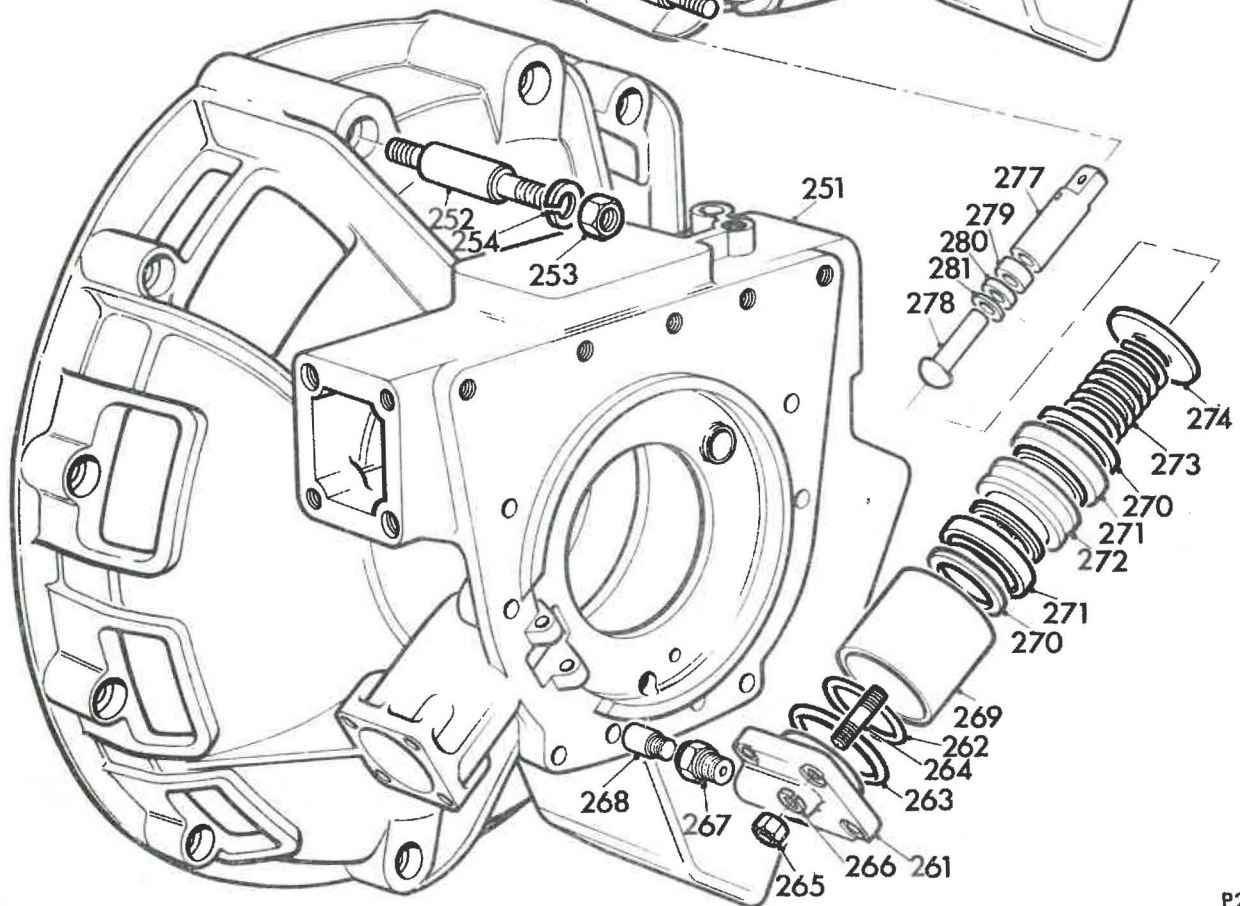
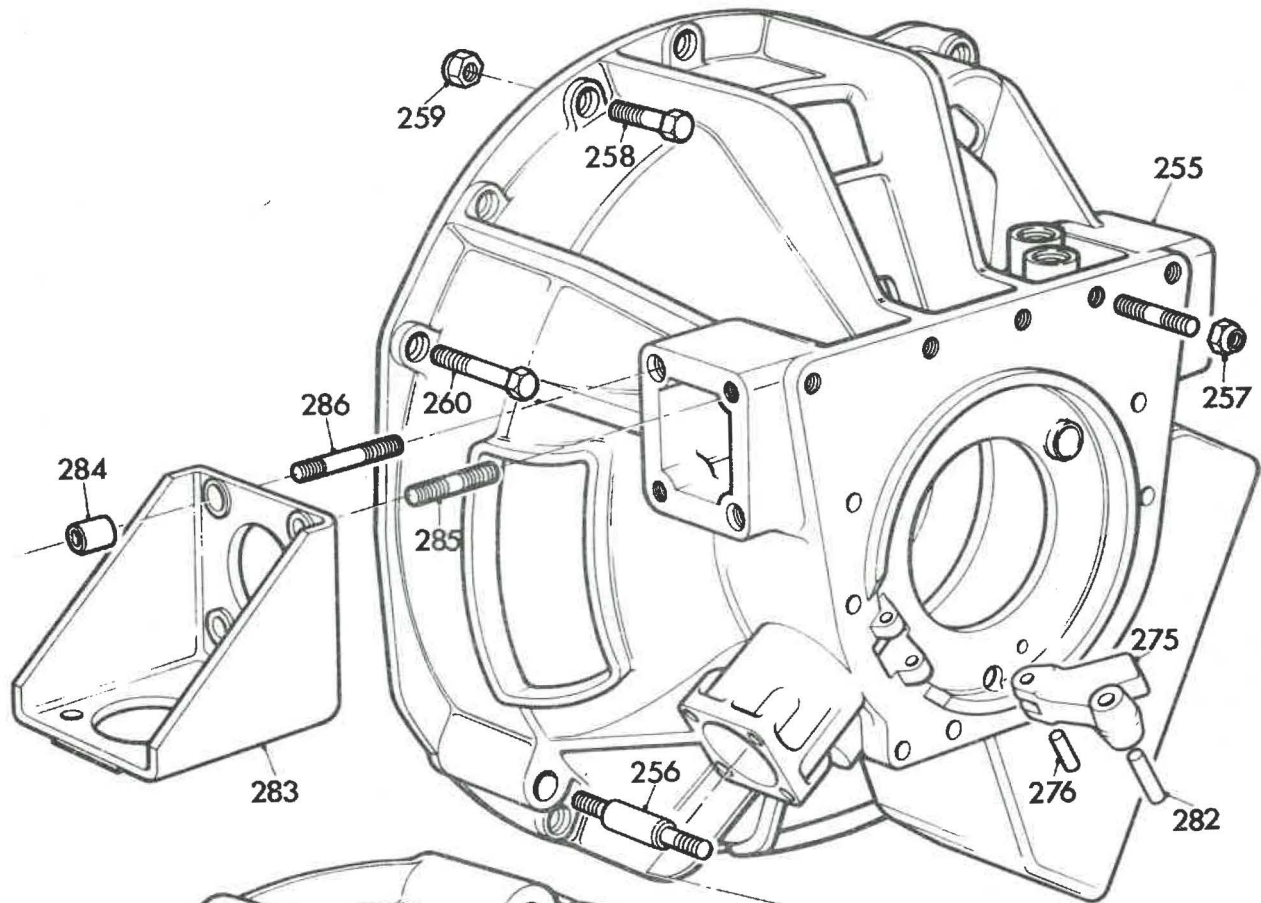


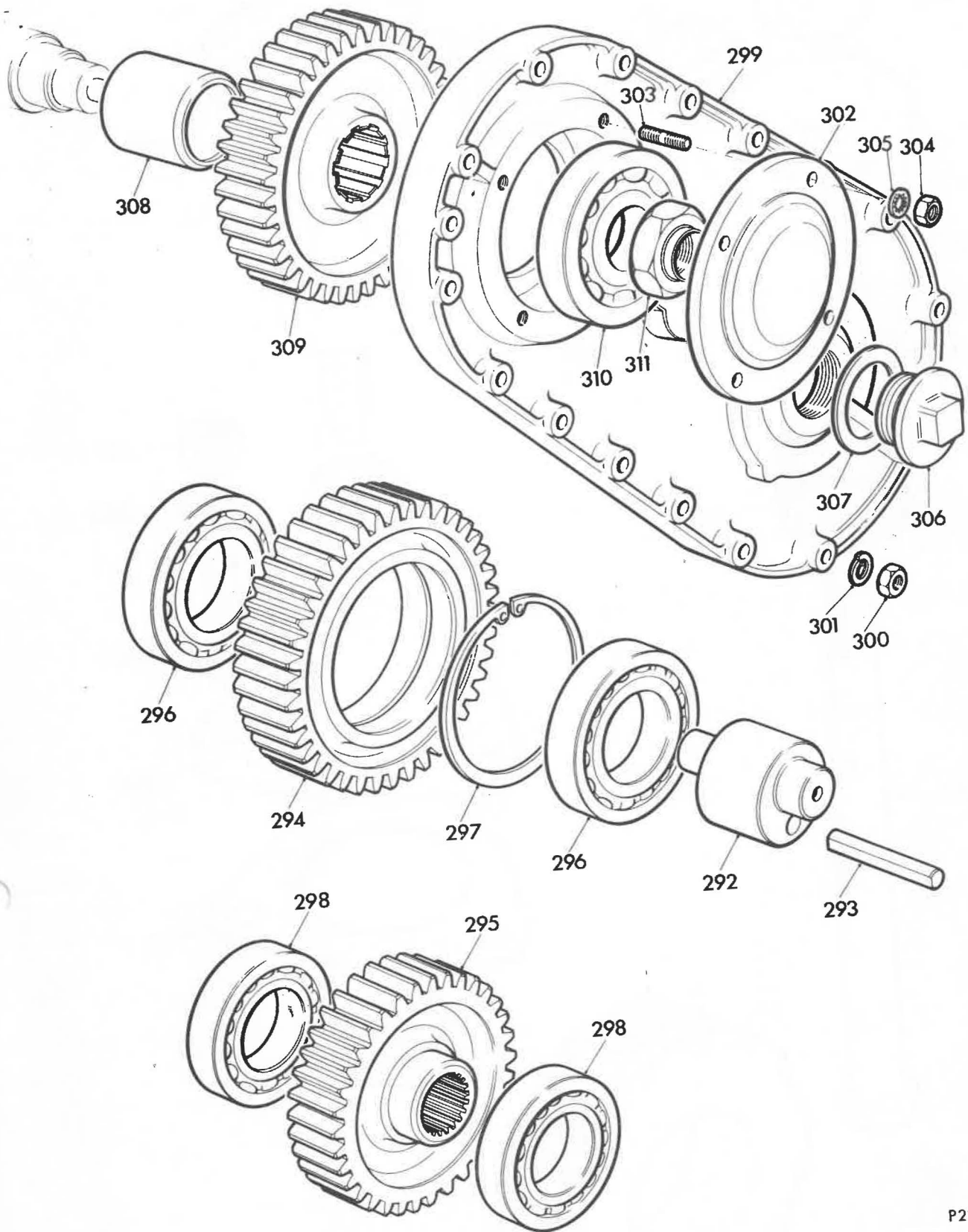


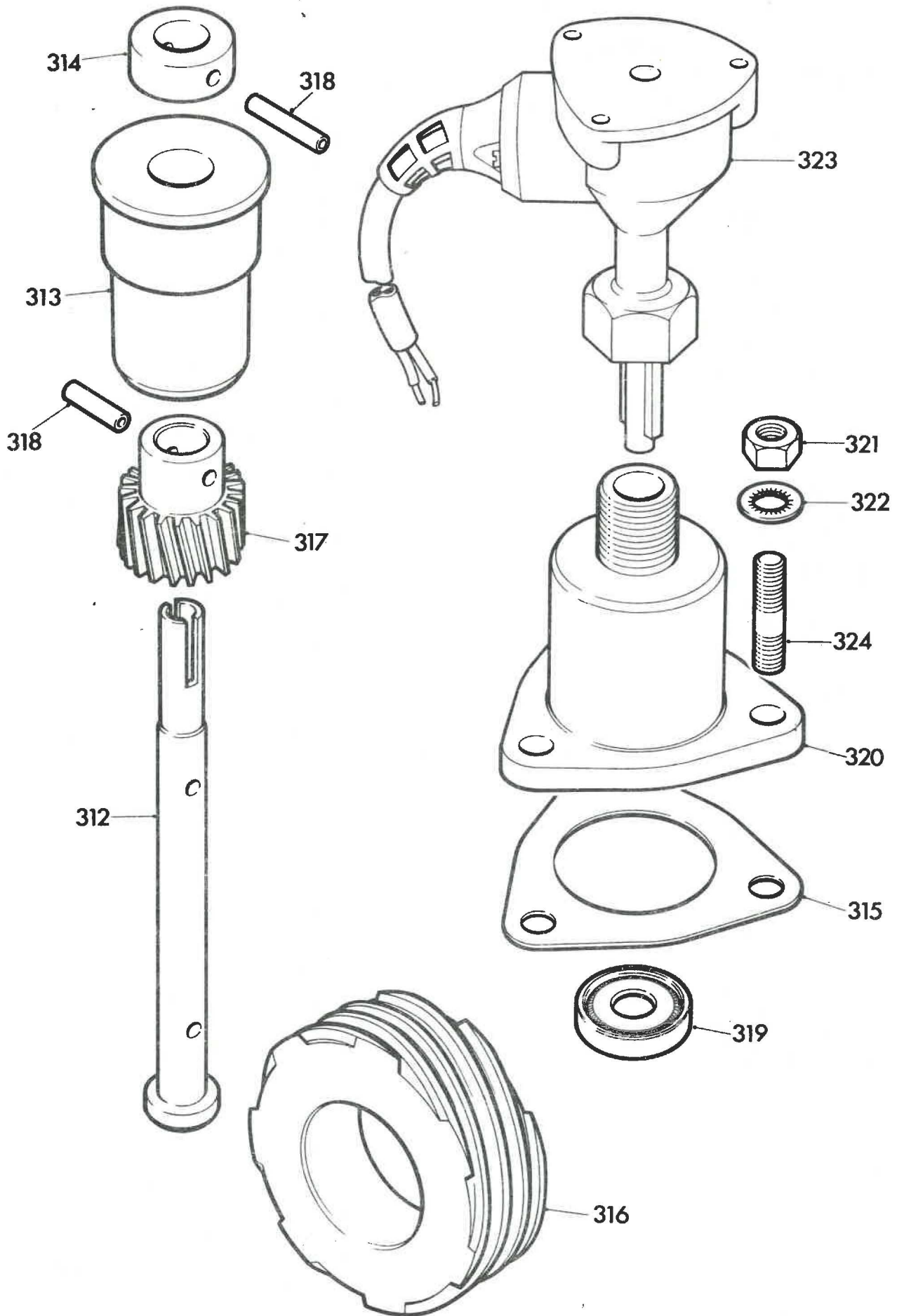


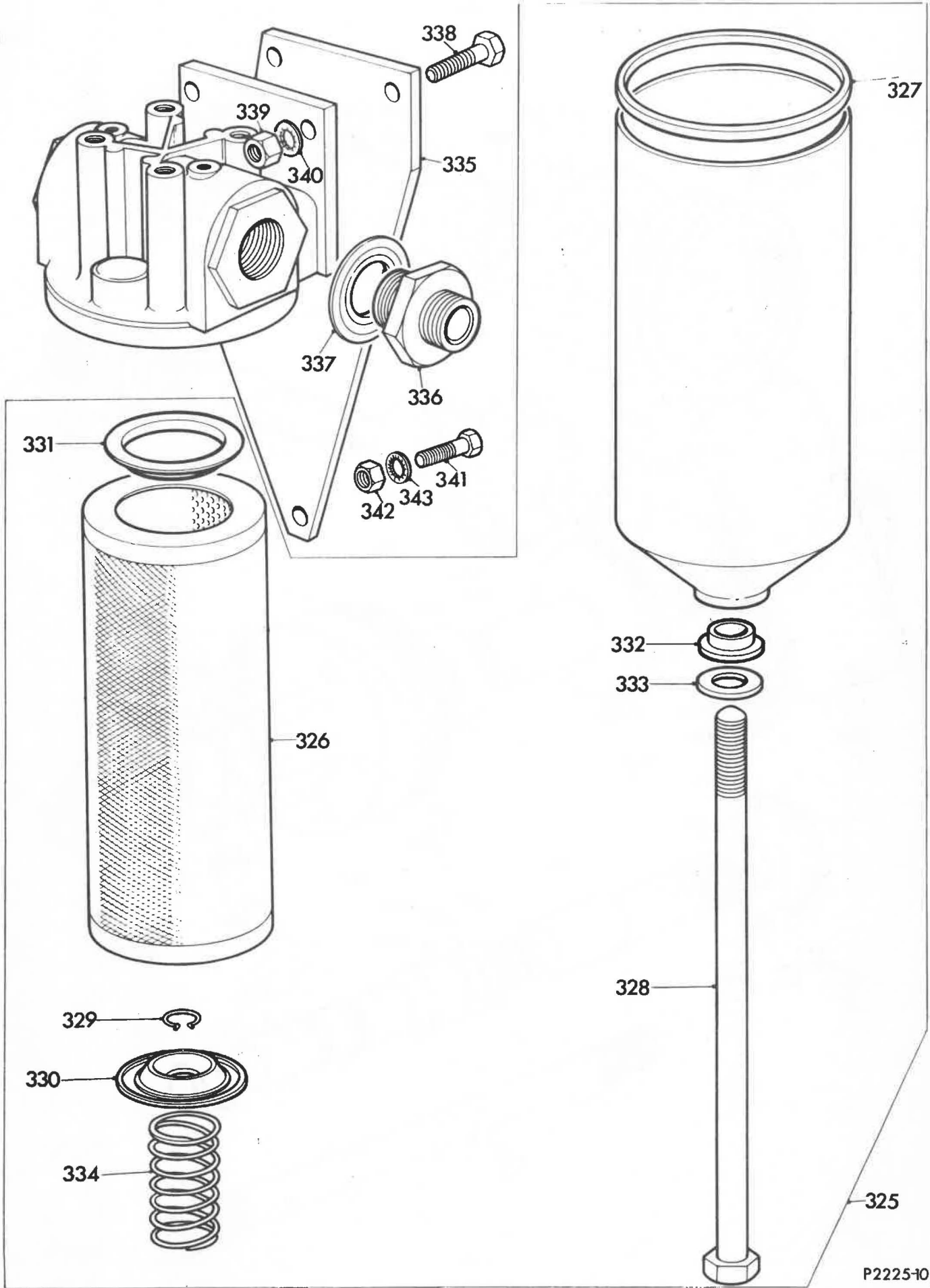


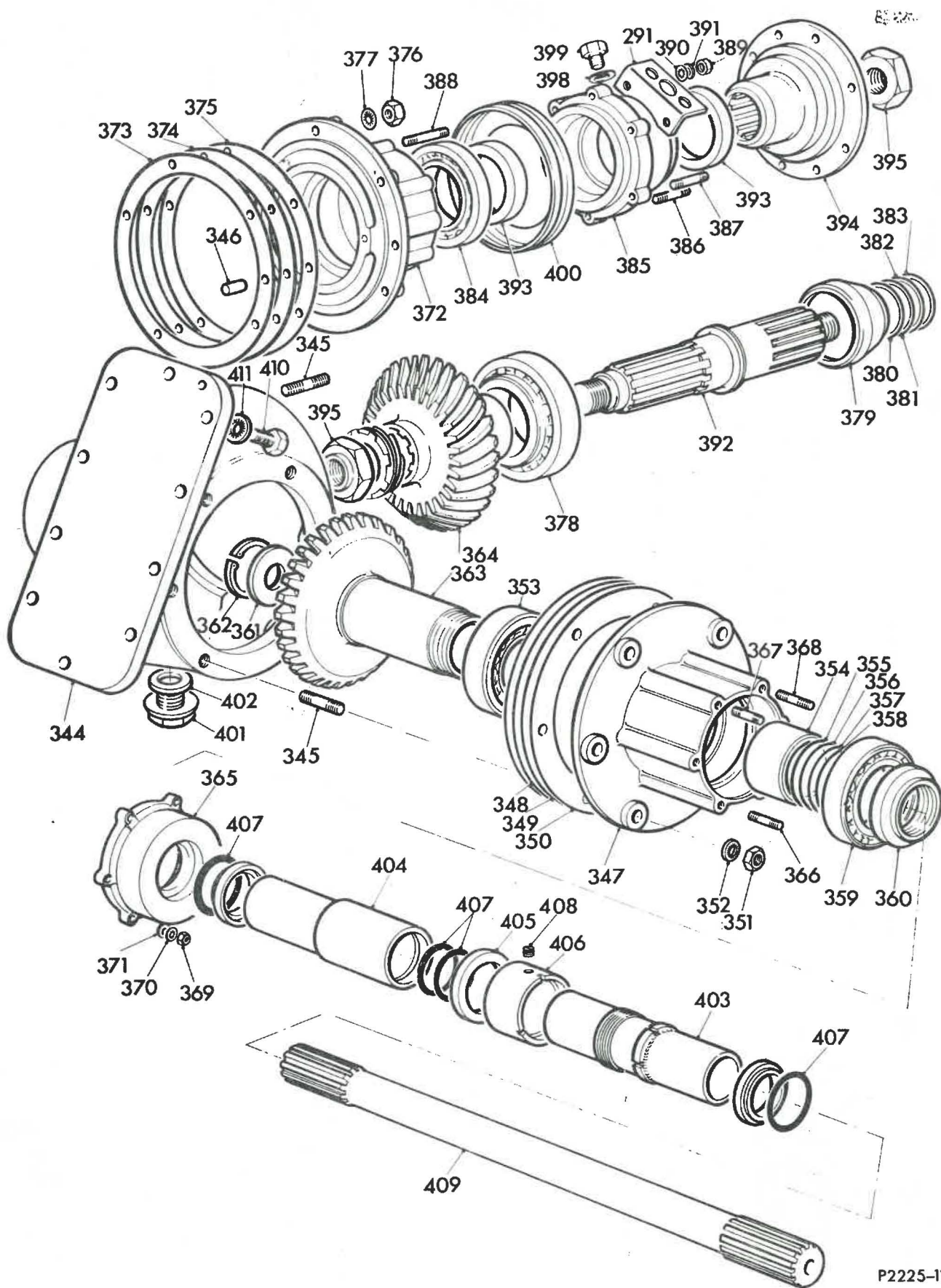


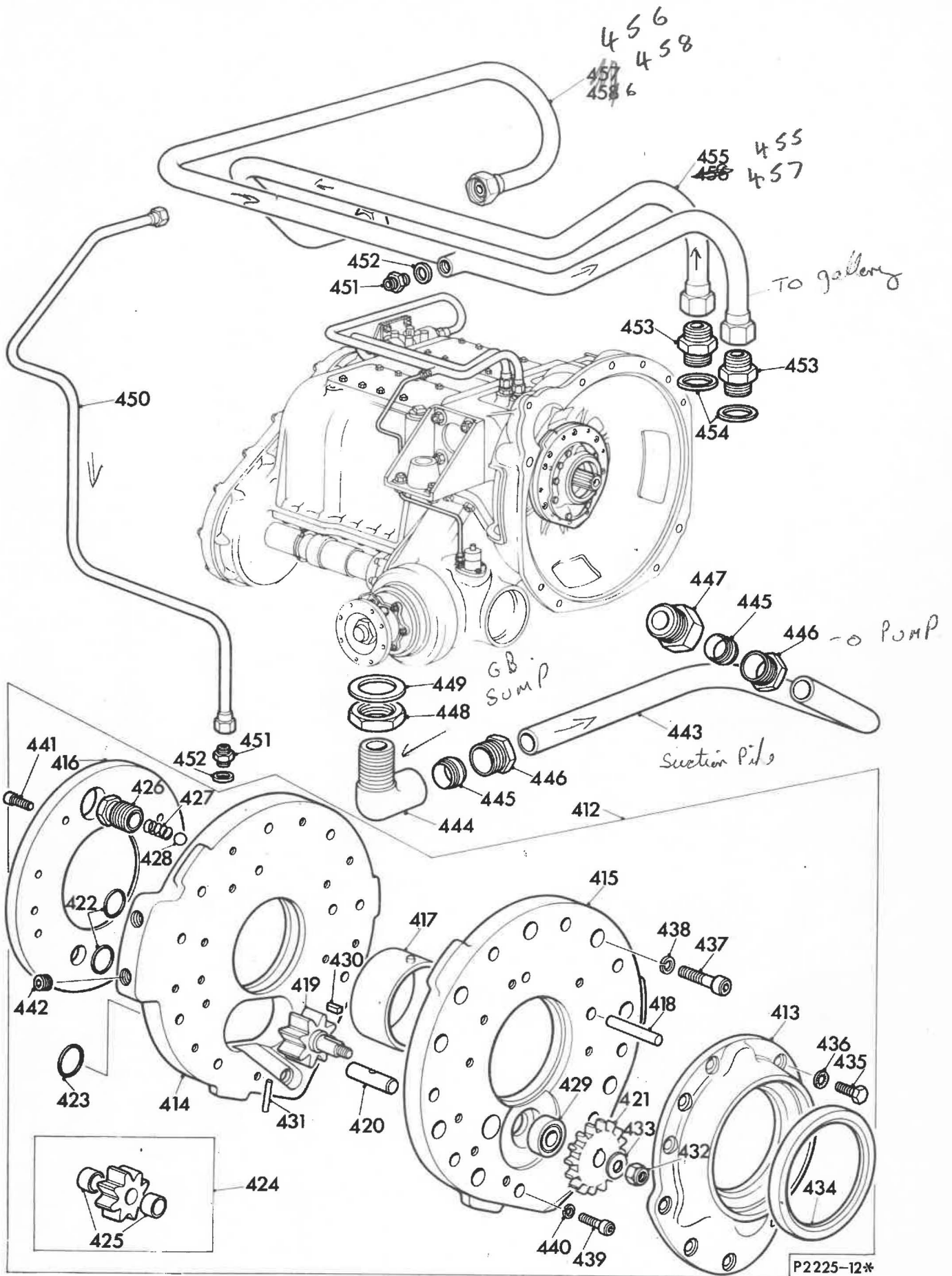














From 543 16 13

Illus. ref.	Part	Description	Quantity per unit
		Sub Group C.1	
		GEARBOX UNIT	
		LEYLAND 0.510 ENGINE - 5 SPEED GEARBOX	
		GARDNER ENGINE - 5 SPEED GEARBOX	
		RUNNING GEAR GROUP	
1	544636	GEAR train 4th speed sub assembly	1
2	500064	PINION planet	3
3	50957268	RACE inner planet wheel	3
4	50957269	BEARING needle roller	3
5	544413	ANNULUS 3rd speed	1
6	544412	PLATE	1
7	543834	DISTANCE PIECE	3
8	543833	RIVET	6
9	500055	RIVET 1/2"	3
10	541802	SUNWHEEL and brake drum sub assembly	1
11	500066	SUNWHEEL	1
12	500131	DRUM brake	1
13	500046	BUSH 3rd and 4th speed annulus	2
14	500067	BUSH 4th speed sunwheel	2
15	829454	CLUTCH sub assembly	1
16	827007	MEMBER clutch inner sub assembly	1
17	827010	MEMBER clutch inner	1
18	500044	PLATE rear clutch	1
19	507190	RIVET	6
20	511535	PLUG screwed	4
21	827008	PANEL clutch sliding sub assembly	1
22	827011	PANEL clutch sliding	1
23	500051	PLATE inner	1
24	560439	RIVET	12
25	500134	RING trunnion	1
26	509122	STUD 5/16" x 1.00 UNF	4
27	842452	PLATE clutch inner	4
28	658014	PIN for clutch	6
29	505764	BEARING angular contact	1
30	500133	HOUSING clutch bearing	1

Illus. ref.	Part	Description	Quantity per unit
31	500030	PIN clutch actuating	2
32	NL605041	NUT slotted 5/16" UNF	4
33	827009	CIRCLIP	1
34	500118	SPRING	6
35	50357317	PLATE clutch outer	5
35	842458	PLATE clutch outer	5
36	5031375	SHAFT input sub assembly	1
37	500029	PIN clutch pivot	1
38	518315	RING split	1
39	50958235	RING piston	1
40	505762	BEARING	1
41	50358188	HOUSING input bearing	1
42	50957507	SPACER	1
43	50958233	COLLAR input bearing	1
45	50958234	NUT ring	1
46	10868061	GEAR train 1st speed sub assembly	1
47	542268	PLANET pinion	6
48	50956657	RACE inner planet wheel	6
49	50956658	BEARING needle roller	6
50	827409	CARRIER planet	1
51	542267	PLATE carrier	1
52	500055	RIVET 1/2"	9
53	500047	DISTANCE PIECE	3
54	521148	ANNULUS 1st speed	1
55	521149	BUSH 1st speed annulus	1
56	521150	BUSH 1st speed carrier	1
57	5031378	GEAR train 2nd speed assembly	1
58	44VRS	SHAFT output	1
59	501199	PIN planet	10
60	CAL2354	PLATE carrier	1
61	CAL2617	PLATE carrier	1
62	CAL2353	PINION planet	5
63	CAL2357	COLLAR spacing	20
64	CAL2356	RACE inner planet wheel	5
65	11530	ROLLER	210
66	CAL2542	DISTANCE PIECE	5

Illus. ref.	Part	Description	Quantity per unit
67	CAL2358	WASHER adjuster	as reqd
67	CAL2359	WASHER adjuster	as reqd
67	CAL2360	WASHER adjuster	as reqd
67	CAL2361	WASHER adjuster	as reqd
67	CAL2362	WASHER adjuster	as reqd
67	CAL2363	WASHER adjuster	as reqd
67	CAL2364	WASHER adjuster	as reqd
67	CAL2365	WASHER adjuster	as reqd
68	554437	GEAR train 3rd speed sub assembly	1
69	44181	ANNULUS	1
70	37579	ANNULUS	1
71	500069	PLANET pinion	5
72	500068	RACE inner planet wheel	5
73	500060	PIN planet	5
74	500065	COLLAR spacing	15
75	37580	DISTANCE PIECE	5
76	500061	RIVET	5
77	37581	PEG locating	5
78	270222	ROLLER	140
79	829453	GEAR train reverse speed sub assembly	1
80	500064	PINION planet	5
81	50957268	RACE inner planet wheel	5
82	50957269	BEARING needle roller	5
83	827406	CARRIER reverse planet	1
84	521164	PLATE carrier	1
85	500047	DISTANCE PIECE	5
86	500055	RIVET 1/2"	10
87	500127	ANNULUS reverse speed	1
88	500053	SUN-WHEEL reverse speed	1
89	500043	BUSH reverse annulus	1
90	500054	BUSH reverse sunwheel	2
91	825558	SLEEVE	1
92	505765	BEARING intermediate	1
93	500063	BUSH input shaft	1
94	500078	BUSH input shaft	1
95	542265	BUSH	1
<b>BRAKE GEAR GROUP</b>			
96	593549	BAND brake and linings assembly	5
97	593551	BAND brake external sub assembly	5
98	10921548	BAND brake external	5

Illus. ref.	Part	Description	Quantity per unit
99	593553	LINER external brake	5
100	10900804	RIVET	95
101	593552	BAND brake internal sub assembly	5
102	554178	BAND internal brake	5
103	593554	LINER internal brake	5
104	10900804	RIVET	130
105	508986	TABLE automatic adjusting sub assembly	5
106	508987	RING automatic adjusting sub assembly	5
107	500076	NUT	5
108	500081	SPRING automatic adjuster	5
109	500070	RACE cam roller outer	1
110	500071	RACE cam roller inner	1
111	231732	ROLLER needle	110
112	10897004	PLATE guide sub assembly	1
113	10897003	BUSH rolled	1
114	10923347	PIN cam roller	5
115	10923637	CIRCLIP for cam roller pin	10
116	500077	SCREW adjuster	5
117	NH606040	NUT 3/8" UNF	5
118	500097	PIN	5
119	500109	SHAFT operating lever short	1
120	827424	SHAFT operating lever	1
121	827425	SHAFT operating lever	1
122	282038	CIRCLIP operating lever shaft	4
123	500114	PIN link internal band	5
124	500103	ROD pull	5
125	500072	PIN	5
126	500080	SPRING centraliser	10
127	500087	ROD piston	5
128	500084	PIN bearing piston rod	4
129	829095	PIN bearing piston rod	1
130	829095	PIN bearing piston rod 1st speed	1
131	282038	CIRCLIP	10
132	500124	PAD thrust	5
133	500083	LEVER operating thrust pad	4
134	827423	LEVER operating thrust pad	1

Illus. ref.	Part	Description	Quantity per unit
135	500095	BOLT eye	10
136		WASHER 400-011 - 5615 - 02 ) For eyebolts	10
137	PP/D206/11/0	NUT 5/8" nyloc ) for link	10
138	500116	BOLT eye	12
139		WASHER seal 3/8" No. 400 - 020 - 0008 - 02 for centralizer eyebolts	12
140	500094	CENTRALIZER	5
141	500102	CENTRALIZER	5
142	827427	ROD centralizer long	2
143	500101	ROD centralizer short	2
144	500098	HOOK rear	5
145	500099	HOOK front	5
146	827426	ROD fulcrum	2
147	827428	DISTANCE PIECE	1
148	506649	DISTANCE PIECE .104" long	2
149	827430	DISTANCE PIECE .341" long	1
150	827431	DISTANCE PIECE	2
151	827432	DISTANCE PIECE .807" long	1
152	827433	DISTANCE PIECE 1.045" long	1
153	827434	DISTANCE PIECE 1.478" long	1
154	827435	DISTANCE PIECE 1.722" long	1
155	506654	DOWEL	4
156	10887376	CIRCLIP centralizer rods	8
157	10887377	CIRCLIP fulcrum rods	4
158	505461	LINK internal band	5
159	238560	CIRCLIP internal band link pin	10
160	827421	COVER cylinder block	1
161	10895354	COVER cylinder block reverse gear	1
162	UCS106/8S	SETSCREW cylinder top cover	10
163	UCS106/10S	SETSCREW cylinder top cover	4
164	WS600061	WASHER 3/8" spring	14
165	511542	SPRING piston return reverse speed	1
166	CAL2257	SPRING piston return first speed	1
167	CAL2259	SPRING piston return second speed	1
168	500089	SPRING piston return third speed	1
169	500088	SPRING piston return fourth speed	1
170	589911	PISTON reverse speed	1
171	CAL2258	PISTON first speed	1
172	CAL2579	PISTON second speed	1
173	589913	PISTON third speed	1
174	589914	PISTON fourth speed	1



Illus. ref.	Part	Description	Quantity per unit
175	511512	LINER cylinder reverse speed	1
176	CAL2262	LINER cylinder first speed	1
177	CAL2261	LINER cylinder second speed	1
178	506638	LINER cylinder third speed	1
179	506639	LINER cylinder fourth speed	1
180	585280	SEAL external distributor reverse	2
181	585281	SEAL external distributor 1st speed	2
182	585282	SEAL external distributor 3rd speed	2
183	585287	SEAL external distributor 2nd speed	2
184	585283	SEAL external distributor 4th speed	2
185	589916.7	RING retaining 1st	2
186	589917.2c	RING retaining 2nd	2
187	589918	RING retaining 3rd	2
188	589919	RING retaining 4th	2
189	CAL2255	RETAINER 1st speed	1
190	CAL2578	RETAINER 2nd speed	1
191	WAL0543	GUIDE sub assembly	1
192	11NLS	COVER plate cylinder 1st speed	1
193	12NLS	COVER plate cylinder 2nd speed	1
194	13NLS	COVER plate cylinder 3rd speed	1
195	39RES	COVER plate cylinder 4th speed	1
196	31RES	COVER plate cylinder reverse	1
197	UCN106	NUT 3/8" UNC grade 1	20
198		WASHER 3/8" spring ) Cover plates	20
199	334VRS	HOUSING restrictor	5
200	827474	RESTRICTOR 1st speed	1
201	10899080	RESTRICTOR 3rd and reverse	2
201	10937906	RESTRICTOR 2nd speed	1
201	10937907	RESTRICTOR 4th speed	1
202	829583	O-RING ) 1st and reverse	2
203	829582	O-RING )	2
204	829580	O-RING ) 2nd speed	1
205	829579	O-RING )	1
206	829578	O-RING ) 3rd speed	1
207	829577	O-RING )	1
208	829577	O-RING ) 4th speed	1
209	829576	O-RING )	1
210	54231S	PIPE air	6
211	146855	WASHER restrictor housing to cover plate	6



Illus. ref.	Part	Description	Quantity per unit
212	No.340C	INSERT tube Drallim	6
213	L70/B/11	COUPLING stud Drallim	1
214	9545	PLUG drain 1/4" B.S.P. - cover plates	6
215	232470	WASHER	6
216	508057	ADAPTER cover plates	5
217	34-0278-06	SLEEVE union Enots	6
218	38-0004-06	NUT union Enots	6
REQUIRED ONLY WHEN SEMI-AUTOMATIC CHANGE SPEED FITTED			
	511512	LINER cylinder )	1
	589911	PISTON ) 1st speed	1
	511542	SPRING return )	1
	506637	LINER cylinder )	1
	589912	PISTON ) 2nd speed	1
	500085	SPRING return )	1
	589916	RING retaining 5th speed	2
	585280	SEAL external distributor 5th speed	2
	827472	RESTRICTOR reverse 1st and 2nd speed	3
	827474	RESTRICTOR 3rd and 4th speed	2
CASING GROUP			
219	57VRS/1	CASING gearbox	1
220	UCSD06/14R	STUD )	24
221	UCSD06/16R	STUD )	9
222	UCSD06/19R	STUD ) Brake carrying sideplate	2
223	UCSD06/21R	STUD )	1
224	UCB106/16	BOLT )	2



Illus. ref.	Part	Description	Quantity per unit
225	201NLS	STUD inspection covers	28
226	UCSD08/20R	STUD bell housing	8
227	UCSD06/24R	STUD )	16
228	565AVW	DOWEL ) Transfer gearbox cover	2
229	UCB107/12S	BOLT )	2
230	UCSD06/24S	STUD ) Transfer gearbox cover	14
231	UCSD06/26S	STUD )	2
232	264LDM	BREATHER	1
233	RP31/6	WASHER	1
234	509108	WASHER breather	1
235	138NLS	COVER inspection	2
236	110NLS	GASKET )	2
237	UCN106	NUT ) Inspection covers	28
238		WASHER 3/8" spring )	28
239	629VRS	FILTER oil - 15 VRS only	1
240		PLUG 1.1/4" B.S.PT. - 57 VRS only	1
241	253VRS	PLUG oil filler	1
242	RP31/15	WASHER copper and asbestos	1
243	345VRS	DIPSTICK	1
244	ROTH No. 8	PLUG drain brass with collar	1
245	RP31/18	WASHER copper and asbestos	1
246	10895373	COVER bottom and sump assembly	1
	659VRS	FILTER suction (gauze)	1
	UCS104/5S	SCREW ) Filter to	1
		WASHER 1/4" Shakeproof ) bottom cover	1

Illus. ref.	Part	Description	Quantity per unit
247	827398	JOINT )	1
248	506654	DOWEL )	2
249	PT/N126/11/0	NUT 3/8" UNC nyloc ) Bottom cover	36
250	400-020-0008-02	WASHER 3/8" Dowty )	38
251	56VRS	BELL-HOUSING )	1
252	333VRS	BOLT locating ) Leyland engine	3
253		NUT M12 x 1.75 )	3
254		WASHER Shakeproof )	3
255	45VRS	BELL-HOUSING ) Gardner engine	1
256	320VRS	BOLT locating )	2
257	PP/N166/11/10	NUT 1/2" UNC nyloc - bell housing to gearbox casing	13
258	UCB107/16S	BOLT ) Bell housing to engine	4
259	PP/N146/11/0	NUT Simmonds ) end plate Gardner	11
260	UCB107/18S	BOLT ) engine only	3
	UCB107/20S	BOLT )	2
261	609RES	PLATE cover cylinder top speed	1
262	200-038-4475	O-RING	1
263	200-041-4475	O-RING	1
264	UCSD06/13R	STUD ) Top speed cover plate	4
265	UCN106	NUT ) to bell housing	4
266		WASHER 3/8" spring )	4
267	334VRS	HOUSING restrictor	1
268	50959399	RESTRICTOR 5th speed	1
269	506640	LINER cylinder	1
270	589920	RING retaining	2
271	539071	SEAL external distributor	2
272	589915	PISTON	1
273	506661	SPRING piston return	1
274	506662	PLATE return spring	1
275	505760	LEVER clutch operating	1
276	506646	PIN	1
277	D28717	ROD piston top gear	1
278	D28718	BALL end piston rod	1

Illus. ref.	Part	Description	Quantity per unit
279	Z8/44846	WASHER distance .156" thick )	1
280	Z8/44847	WASHER distance .343" thick ) as reqd.	1
281	Z9/44861	WASHER distance .060" thick )	1
282	506658	PIN pivot clutch operating lever	1
283	639VRS	BRACKET mounting rear for power unit	2
284	266VRS	DOWEL for power unit mounting bracket	4
285	UCB108/14S	BOLT )	4
286	UCB108/18S WL600081	BOLT ) For brackets LOCKWASHER 1/2" )	4 8
287	164VRS	PLATE blanking for brake carrying sideplate	1
289	269VRS	GASKET for plate	1
290	No.596	PLUG 1/2" B.S.P.	1
291	619VRS	BRACKET support transducer probe	1
<b>TRANSFER GEAR GROUP</b>			
292	141VRS	SHAFT eccentric intermediate gear ) Transfer ratio	1
293	244VRS	DOWEL eccentric gear shaft ) 0.9 : 1 use	1
294	137VRS	GEAR idler - 40 teeth ) with 3.82 : 1	1
295	135VRS	WHEEL spur - 34 teeth ) axle ratio	1
	185VRS	SHAFT intermediate gear ) Transfer ratio	1
	138VRS	GEAR idler - 38 teeth ) 1.0 : 1 use	1
	133VRS	WHEEL spur - 38 teeth ) with 4.25 : 1	1
		DOWEL 1/2" spring Groverlock x2.1/4" ) and 4.79 : 1	1
		) axle ratio	
	141VRS	SHAFT eccentric intermediate group ) Transfer ratio	1
	244VRS	DOWEL eccentric gear shaft ) 1.1 : 1 use	1
	139VRS	GEAR idler 36 teeth ) with 5.26 : 1	1
	134VRS	WHEEL spur 42 teeth ) axle ratio	1
296	Skefco NF215/C3	BEARING roller single lip outer race double lip inner race 75 mm i/d x 130 mm o/d x 25 mm	2
297	B130M	CIRCLIP internal to BS3673	1
298	Skefco 6213	BEARING ball single row 65 mm i/d x 120 mm o/d x 23 mm	2
299	14VRS	COVER for transfer gears	1



Illus. ref.	Part	Description	Quantity per unit
	238VRS	GEAR speedometer on output shaft ) 11.00 x 20 tyres ) with 3.82 : 1 and	1
	207VRS/1	GEAR speedometer drive spindle ) 4.25 : 1 ) axle ratio	1
	235VRS	GEAR speedometer on output shaft ) 11.00 x 20 tyres ) with 4.79 :1 and	1
	210VRS/1	GEAR speedometer drive spindle ) 5.26 : 1 ) axle ratio	1
<p>FITTED ON AND FROM CHASSIS NUMBERS VRT/SL3/883 AND VRT/LL3/145</p>			
316	234VRS	GEAR speedometer on output shaft ) 11.00 x 20 tyres with ) 3.82:1 or 4.25:1	1
317	213VRS/1	GEAR speedometer drive spindle ) axle ratios )	1
	238VRS	GEAR speedometer on output shaft ) 11.00 x 22.5 tubeless ) or 10.00 x 20 tyres with	1
	207VRS/1	GEAR speedometer drive spindle ) 3.82:1 or 4.25:1 axle ratio	1
	237VRS	GEAR speedometer on output shaft ) 10.00 x 22.5 tubeless ) 9.00 x 20 tyres	1
	208VRS/1	GEAR speedometer drive spindle ) 3.82:1 or 4.25:1 ) axle ratio	1
	239VRS	GEAR speedometer on output shaft ) 11.00 x 22.5 tubeless ) 10.00 x 20 11.00 x 20	1
	209VRS/1	GEAR speedometer drive spindle ) tyres 4.79:1 or 5.26:1 ) axle ratio	1
	235VRS	GEAR speedometer on output shaft ) 10.00 x 22.25 tubeless ) 9.00 x 20 tyres 4.77:1	1
	210VRS/1	GEAR speedometer drive spindle ) or 5.26:1 axle ratio )	

Illus. ref.	Part	Description	Quantity per unit
318		DOWEL spring Groverlock 1/8" dia x 7/8" long	2
319	W11.205025.R4	SEAL oil Weston	1
320	112VRS	HOUSING oil seal	1
321	UCN104	NUT )Speedometer housing to	3
322	1214	WASHER 1/4" Shakeproof. )mitre gear housing	3
323		GENERATOR electric speedometer Smiths Part No TV3203/00	1
324	UCSD04/8R	STUD for speedometer housing	3
OIL FILTER GROUP			
325	APW507	FILTER oil assembly	1
326	APC26295	HEAD assembly	1
327	APWC5931	ELEMENT assembly complete	1
327 <sub>a</sub>	APW6708	SEAL for element	2
328	APC10981	SEAL filter head	1
329	24877	BOLT centre	1
330	APC14670	CIRCLIP	1
331	APC16426	GUIDE element	1
332	APC4734	SEAL element	1
333	K19111	WASHER	1
334	APC25030	COLLAR reinforcing	1
334A	APC4733	SEAL sump	1
334B	APC11056	SPRING	1
335	651VRS	PLATE for oil filter	1
336	322VRS	UNION for oil filter.	2
337	RP31/18	WASHER asbestos and copper	2
338	UCS5/7S	SCREW	4
340	1218	WASHER Shakeproof	4
341	UCS106/9R	SCREW	2
342	UCN106	NUT Grade I	2
343	1220	WASHER 3/8" Shakeproof	2

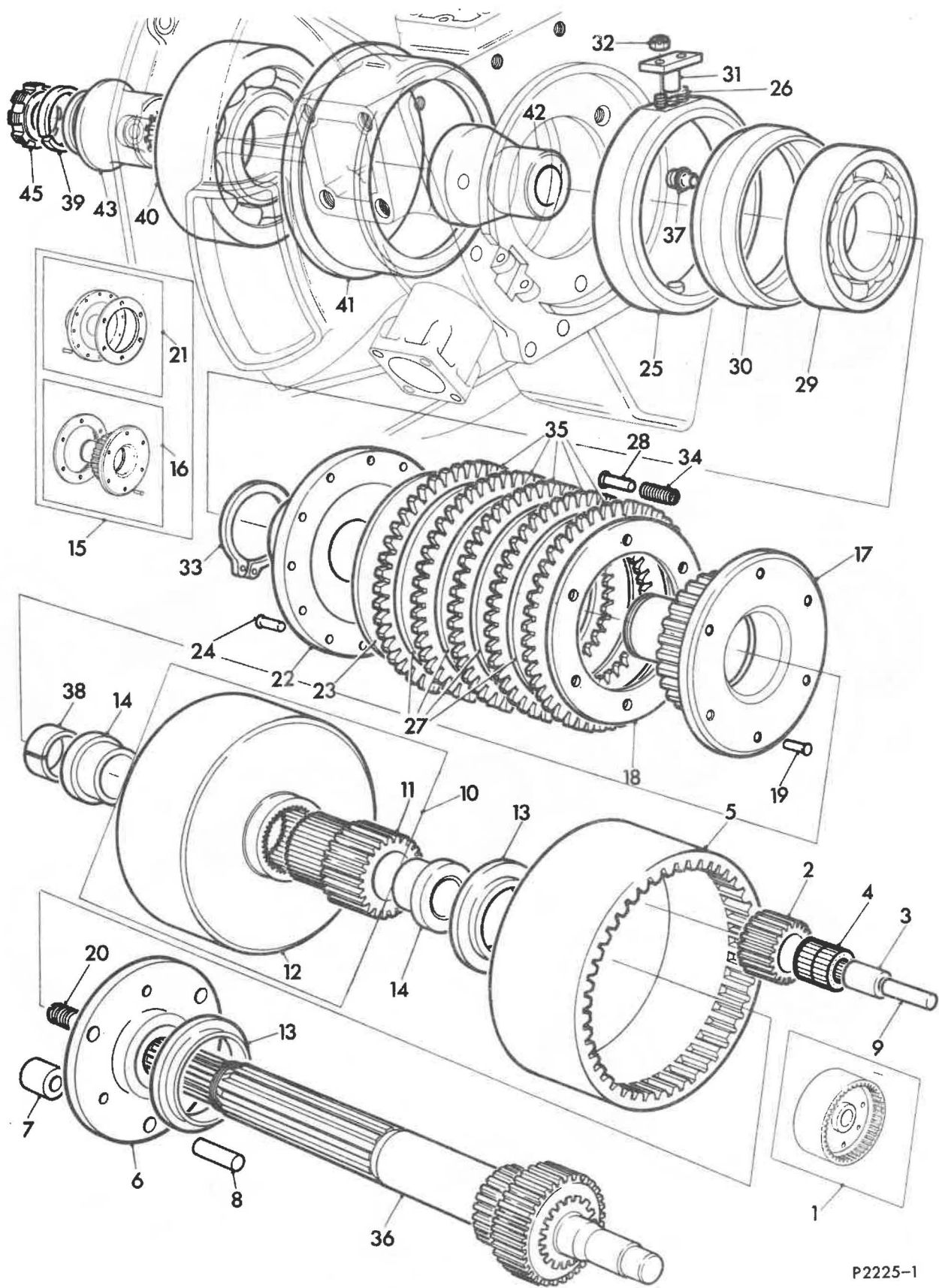
Illus. ref.	Part	Description	Quantity per unit
<b>MITRE GEAR GROUP</b>			
344	31VRS	HOUSING for mitre spiral bevel gears	1
345	UCSD108/17R	STUD for bearing housings	4
346	276LSM	DOWEL	2
347	20VRS/2	HOUSING for mitre spiral bevel gear bearing	1
348	176VRS	SHIM .005" )	as reqd.
349	177VRS	SHIM .0076" ) For bearing housing	as reqd.
350	178VRS	SHIM .032" )	as reqd.
351	UCN108	NUT ) Bearing housing to	6
352	1224	WASHER ) mitre gear housing	6
353	395-90-39520	BEARING taper roller 2.6250" i/d x 4.4375 o/d x 1.1875"	1
354	232VRS	DISTANCE-PIECE for bearing	1
355	245VRS	SHIM .004" )	as reqd.
356	246VRS	SHIM .010" ) For spiral bevel	as reqd.
357	247VRS	SHIM .020" ) pinion bearing	as reqd.
358	248VRS	SHIM .040" )	as reqd.
359	395A-394A	BEARING taper roller 2.6250 i/d x 4.3307 o/d x .8661	1
360	231VRS	NUT ring	1
361		WASHER 1.1/8" dia. to BS 3410 Table 3 heavy gauge	1
362	B056M	CIRCLIP internal to BS 3673	1
363	18VRS	PINION spiral bevel )	1
364	24VRS	GEAR spiral bevel ) Supplied in pairs	1
365	146VRS	COVER end for bevel bearing housing	1
366	UCSD05/13R	STUD )	2
367	UCSD05/11R	STUD )	2
368	UCSD05/14R	STUD ) End cover to mitre	2
369	UCN105	NUT ) gear bearing housing	6
370	1218	WASHER 5/16" Shakeproof )	6
371		WASHER 5/16" plain )	as reqd.
372	33VRS	HOUSING for mitre spiral bevel gear bearing	1
	UCN108	NUT Grade 1	4
	1224	WASHER 1/2" dia. Shakeproof	4

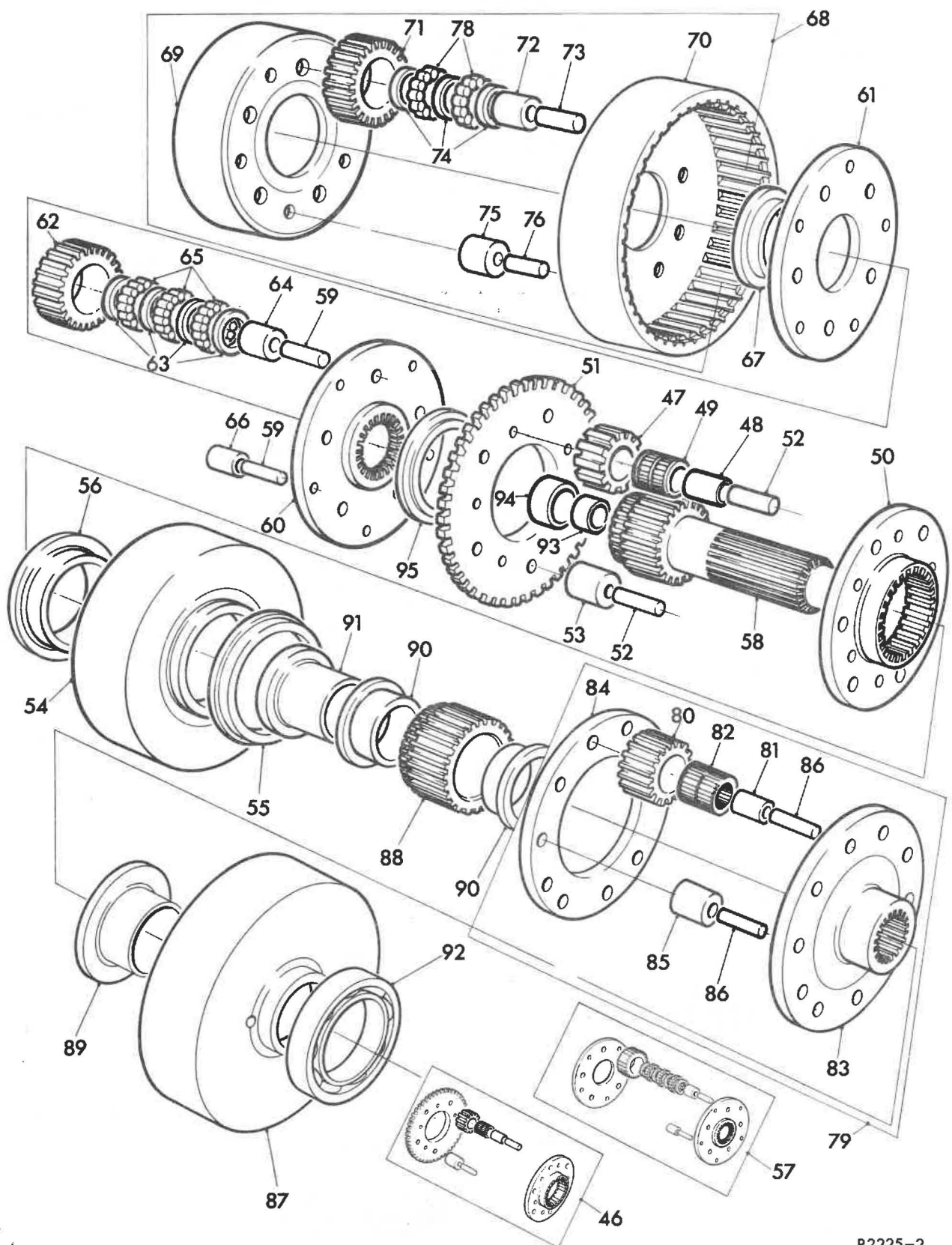
Illus. ref.	Part	Description	Quantity per unit
373	176VRS	SHIM .005" )	as reqd.
374	177VRS	SHIM .0076" ) For bearing housing	as reqd.
375	178VRS	SHIM .032" )	as reqd.
376	UCN108	NUT ) Bearing housing to	6
377	1224	WASHER ) mitre gear housing	6
378	567X-563	BEARING taper roller 2.8750 i/d x 5.00 o/d x 1.437"	1
379	243VRS	DISTANCE-PIECE for mitre gear bearing	1
380	295LDE	SHIM .004" )	as reqd.
381	296LDE	SHIM .010" ) For spiral bevel	as reqd.
382	297LDE	SHIM .020" ) wheel bearing	as reqd.
383	298LDE	SHIM .040" )	as reqd.
384	3780-3720	BEARING taper roller 2.00" i/d x 3.6718" o/d x 1.1875"	1
385	187VRS	COVER end for bevel bearing housing	1
386	UCSD05/13R	STUD )	2
387	UCSD05/11R	STUD )	2
388	UCSD05/14R	STUD ) End cover to mitre	2
389	UCN105	NUT ) gear bearing housing	6
390	1218	WASHER 5/16" Shakeproof )	6
391		WASHER 5/16" plain )	as reqd.
392	152VRS	SHAFT for mitre spiral bevel gear	1
393	236LDS	SEAL oil	2
394	348VRS	FLANGE output assembly	1
395	233VRS	LOCKNUT	1
396	RP19/3	PLUG steel 3/8" B.S.P.	1
397		WASHER Selon No. 7	1
398	RP16/2	WASHER fibre	1
399	RP19/2	PLUG	1
400	617VRS	DISC support for gaiter	1
401	296VRS	PLUG drain )	1
402	RP16/25	WASHER fibre ) Mitre gear housing	1
403	338VRS	TUBE cover long for gearbox connecting shaft	1
404	339VRS	TUBE cover short for gearbox connecting shaft	1
405	343VRS	COLLAR thrust	1

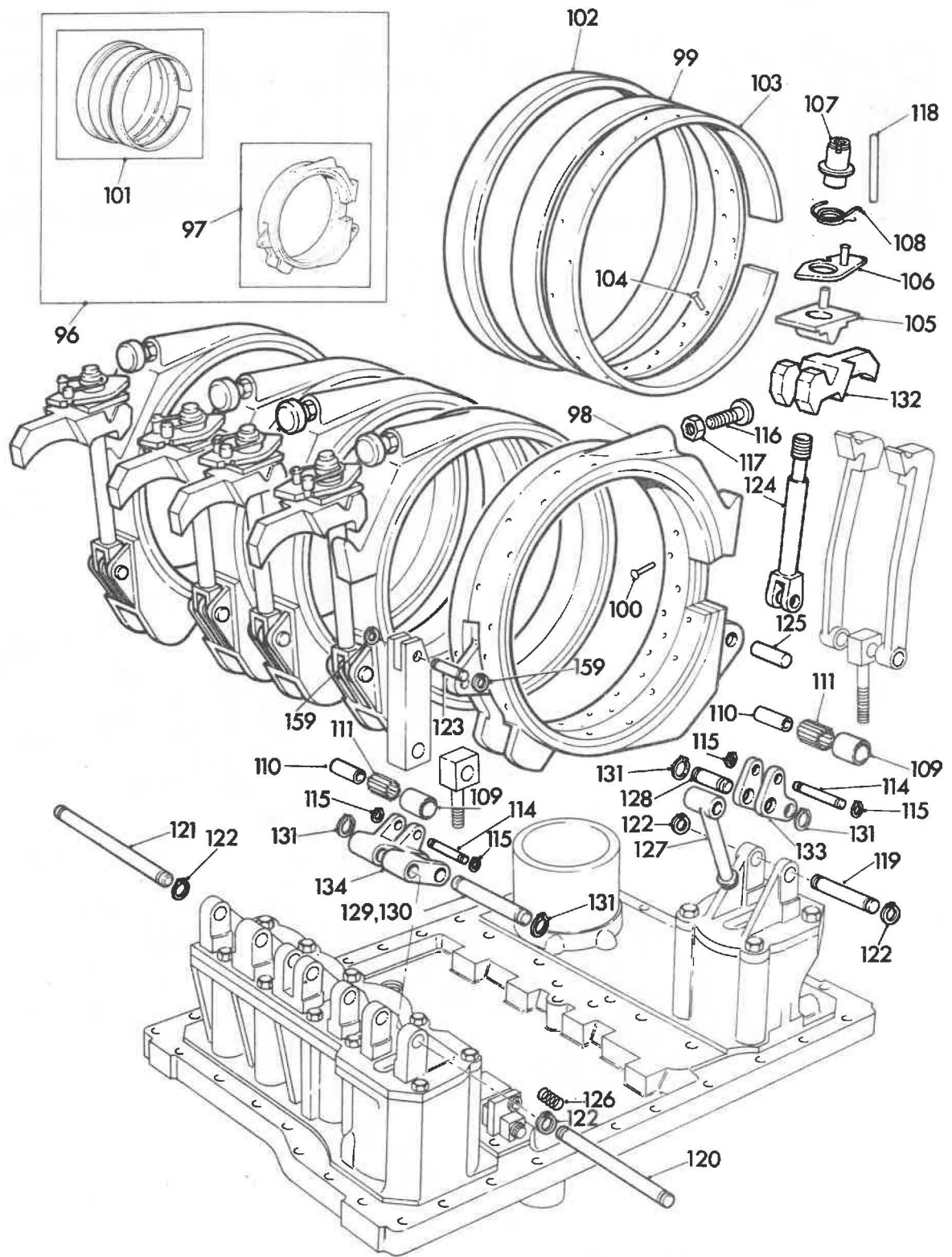
Illus. ref.	Part	Description	Quantity per unit
406	342VRS	NUT sleeve	1
407	200-228-5575	O-RING BS1806 No. 228	4
408		GRUB SCREW 4 B.A. x 3/8"	1
409	46VRS	SHAFT connecting gearbox	1
410	271VRS	BOLT ) Mitre gears	10
411	1224	WASHER 1/2" Shakeproof ) housing	10
OIL PUMP GROUP			
412	10899884	PUMP oil assembly	1
413	50358186	COVER pump	1
414	50558126	BODY pump	1
415	10899886	PLATE cover	1
416	50358128	SPIGOT and cover	1
417	10899885	SPIGOT and pin sub assembly	1
418	10899870	DOWEL	1
419	50958174	SHAFT and main gear	1
420	10937596	SHAFT idler	1
421	50957833	PINION driven	1
422	10903300	O-RING	2
423	50358377	O-RING	1
424	5090851	GEAR idler sub assembly	1
425	50958185	BUSH	2
426	50957849	BODY valve	1
427	50957850	SPRING	1
428	239047	BALL 3/8" steel	1
429	10903167	BEARING	1
430	50857930	KEY 3/8"	1
431	10903065	DOWEL	1
432	517112	NUT 3/8" UNF Simmonds ) Pump driving	1
433	WA110060	WASHER plain M10 ) gear to shaft	1
434	AAU5122	SEAL oil for pump cover	1
435	SX504061	SCREW 1/4" UNC ) Pump cover to	9
436	WL600041	WASHER 1/4" lock ) cover plate	9
437	50858173	SCREW socket head ) Pump to bell	9
438	WM600061	WASHER spring ) housing	9
439	10923694	SCREW socket head ) Cover plate	14
440	10903416	WASHER ) to body	10

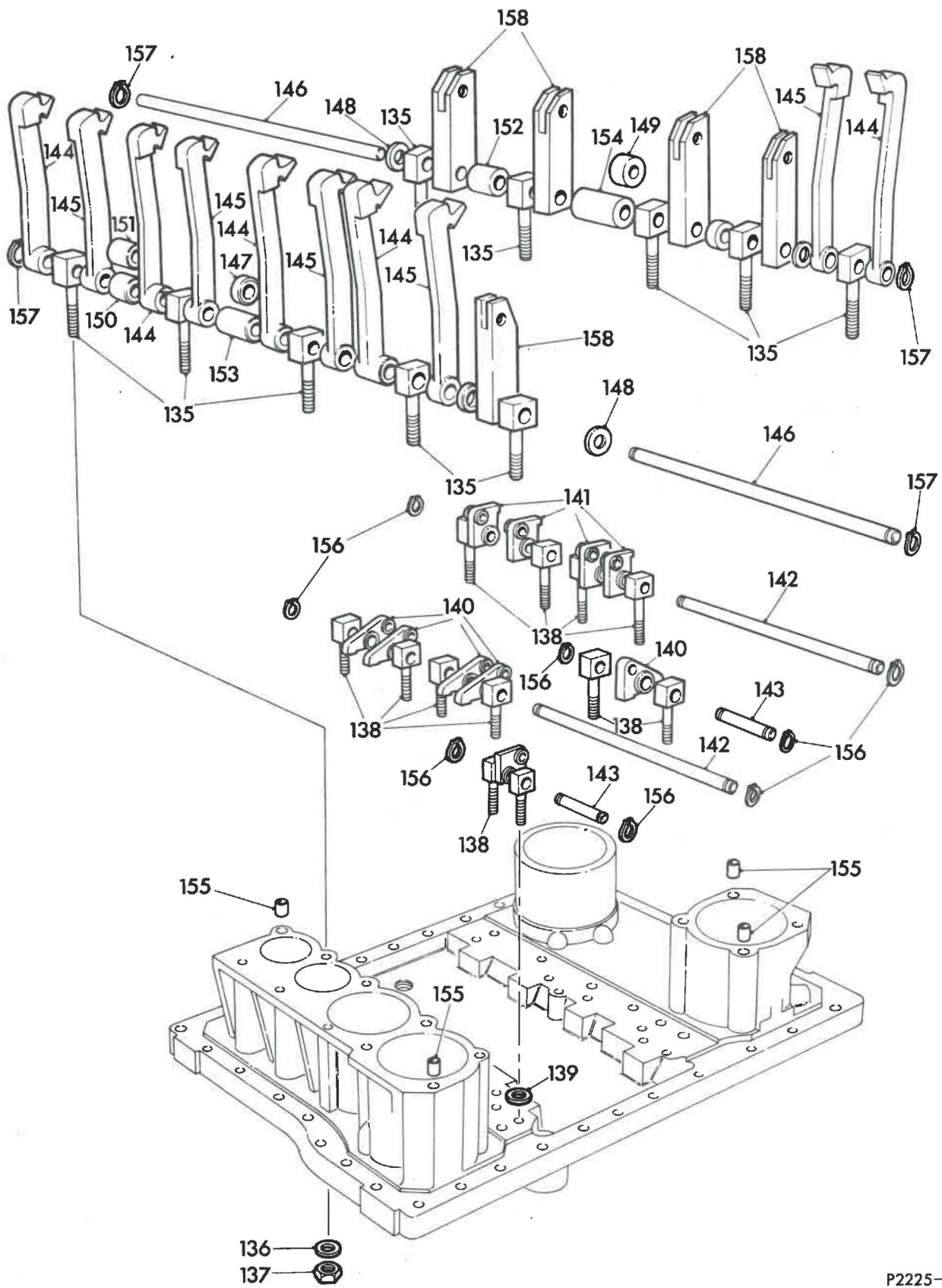
Illust. ref.	Part	Description	Quantity per unit
441	SS504060	SCREW socket 1/4" UNC spigot to pump body	7
442	50958417	PLUG pump body	2
OIL PIPE GROUP			
443	355VRS	PIPE oil suction gearbox to connector	1
444	356VRS	PIPE oil connector to bell housing	1
445	34029009	T-PIECE connector Enots ) Ends -	1
446	34003609	PLUG ) fittings for	1
447	34034655	ADAPTER ) oil suction ) pipe	1
448	34/0338/71	CONNECTOR elbow )	1
449	34/0278/09	SLEEVE )	4
450	34/0279/09	NUT tubing ) Ends fittings	4
452	34/0155/08	NUT ) for oil	1
453	34/0156/08	WASHER ) suction pipe	1
454	628VRS	PIPE oil mitre box feed	1
455	324VRS	UNION for mitre box oil pipe	2
456	RP31/16	WASHER copper and asbestos	2
457	313LSQ	UNION for oil pipe	1
458	RP31/10	WASHER copper and asbestos	1
459	635VRS	PIPE oil bell housing filter - Gardner engine	1
461	636VRS	PIPE oil bell housing to filter - Leyland engine	1
	288/RES/2	PLATE gearbox identification	1
		SCREW No. 4 x 5/16" long Parker Kalon type U	4
	34/0155/06	NUT Enots )	1
	34/0156/06	WASHER Enots ) Oil suction pipe	1
	357VRS	BRACKET clip ) Filter oil pipe	1
	505REQ	CLIP pillar 5/8" pipe ) to bell housing	2
	UCB104/16S	BOLT ) from VRT/SL3/	1
	1214	WASHER 1/4" Shakeproof ) 862 VRT/LL3/	1
	UCN104	NUT ) 145	1
	259LDD	CLIP pillar ) Mitre box oil	2
	UCB104/14S	BOLT ) feed pipe to	1
	1214	WASHER 1/4" Shakeproof ) gearbox mounting	1
	UCN104	NUT ) bracket on and ) from Ch Nos. ) VRT/SL3/1200 ) VRT/LL3/145	1

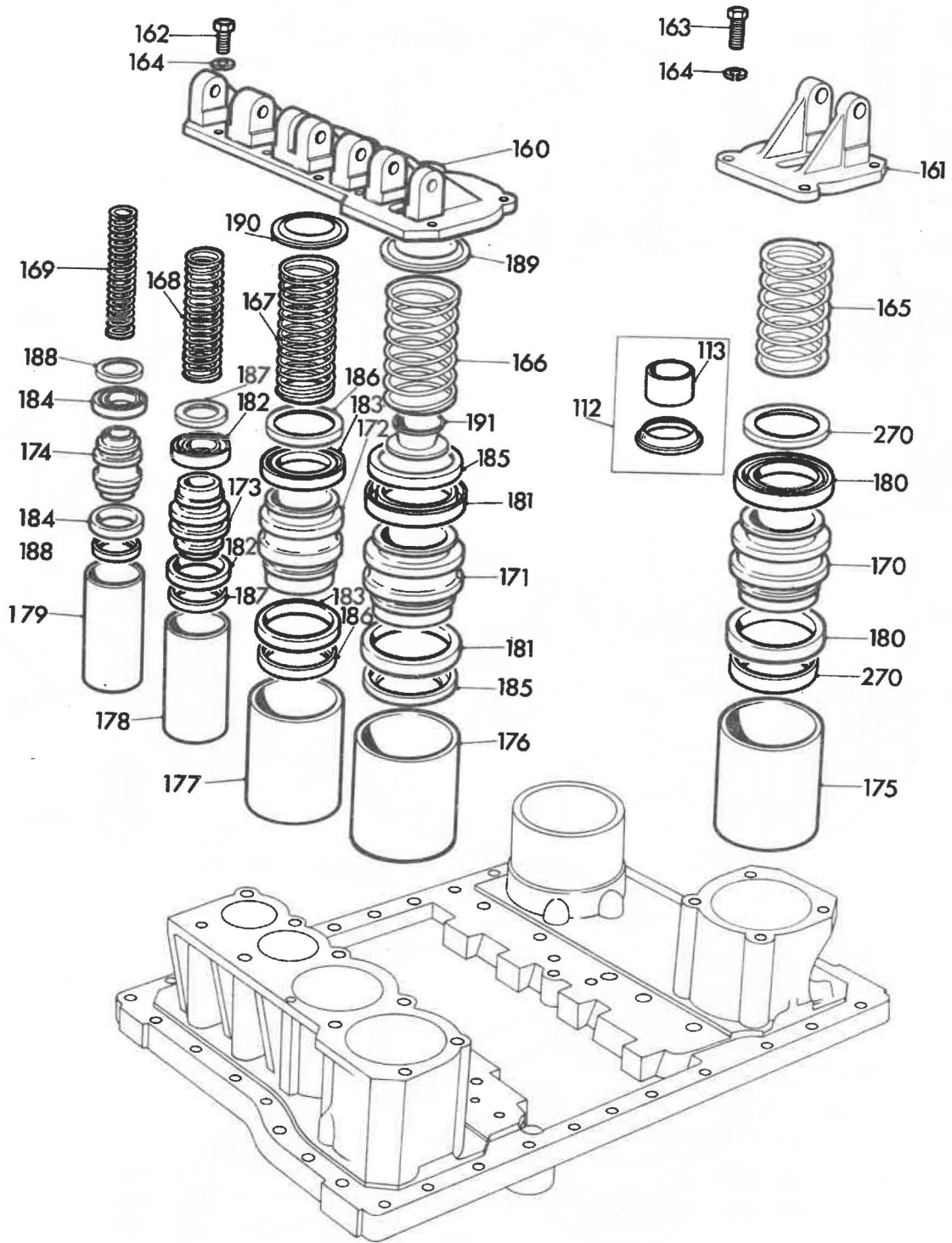
Illust. ref.	Part	Description	Quantity per unit
OIL COOLER GROUP			
463		COOLER oil Marston Radiators ST3	1
464	652VRS	PLATE support for oil cooler	1
465	362VRS	PLATE packing	1
466	209VRX	'U' BOLT	2
467	NP/N129/11/0	NUT nyloc	4
468	UCS106/10S	SCREW 3/8" UNC x 1.1/4"	2
469	403RED	DISTANCE PIECE	2
470	1220	WASHER 3/8" Shakeproof	2
471	225VRV	HOSE connection	2
472	237S	CLIP hose BS 3628	4
EDMS2043	473	<del>8033/14</del> ELBOW male stud Wade	2
474	1013	NUT coupling Wade	2
475	1033	RING coupling Wade	2
<div style="float: right; margin-right: 20px;"> <i>HOBBS ELBOW INTRG 18/3/80</i>  <i>34038854</i>  <i>34015506</i> } <i>ENOTS</i>  <i>34015606</i> </div>			
476	658VRS	PIPE oil - cooler to bulkhead	1
477	657VRS	PIPE oil - bulkhead to cooler	1
478	360VRS	PLATE mounting bulkhead adapters	1
479	D400/40/40	ADAPTER (bulkhead) Simplifix	2
480	655VRS	PIPE oil - bulkhead to ) flexible connection ) Gardner	1
481	656VRS	PIPE oil - flexible connection) engine to bulkhead )	1
482	663VRS	PIPE oil - bulkhead to ) flexible connection )Leyland	1
483	664VRS	PIPE oil - flexible connection)engine to bulkhead )	1
484	358REQ/1	CONNECTION flexible	2
485	WS/01/40	OLIVE Simplifix	4
486	WS/25/40	NUT Simplifix	4
487	653VRS	PIPE oil - flexible connection to gearbox	1
488	654VRS	PIPE oil - filter to flexible connection	1
489	363VRS	BRACKET clip	1
490	505REQ	CLIP pillar 5/8"	8
491	UCB104/16S	BOLT 1/4" UNC x 2"	1
492	UNC104	NUT Grade 1	3
493	1214	WASHER 1/4" Shakeproof	3
494	244MWV	BRACKET clip	1
495	UCB104/30S	BOLT 1/4" UNC x 3.3/4"	1
496	322RED	BRACKET clip	1
497	220LSU	DISTANCE PIECE	1
498	UCB104/20S	BOLT 1/4" UCB x 2.1/2"	1
499	315WQ	UNION nut	1

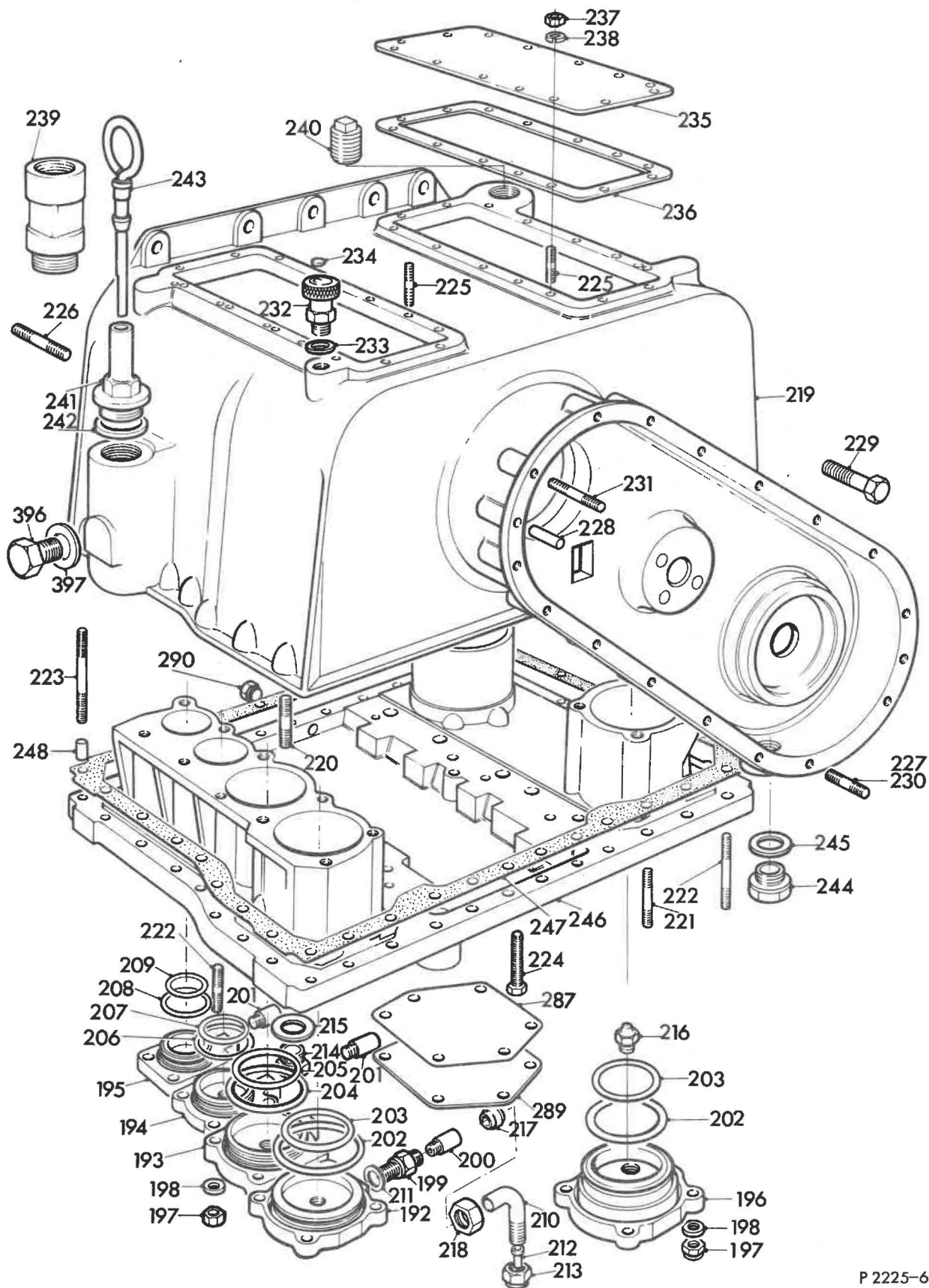


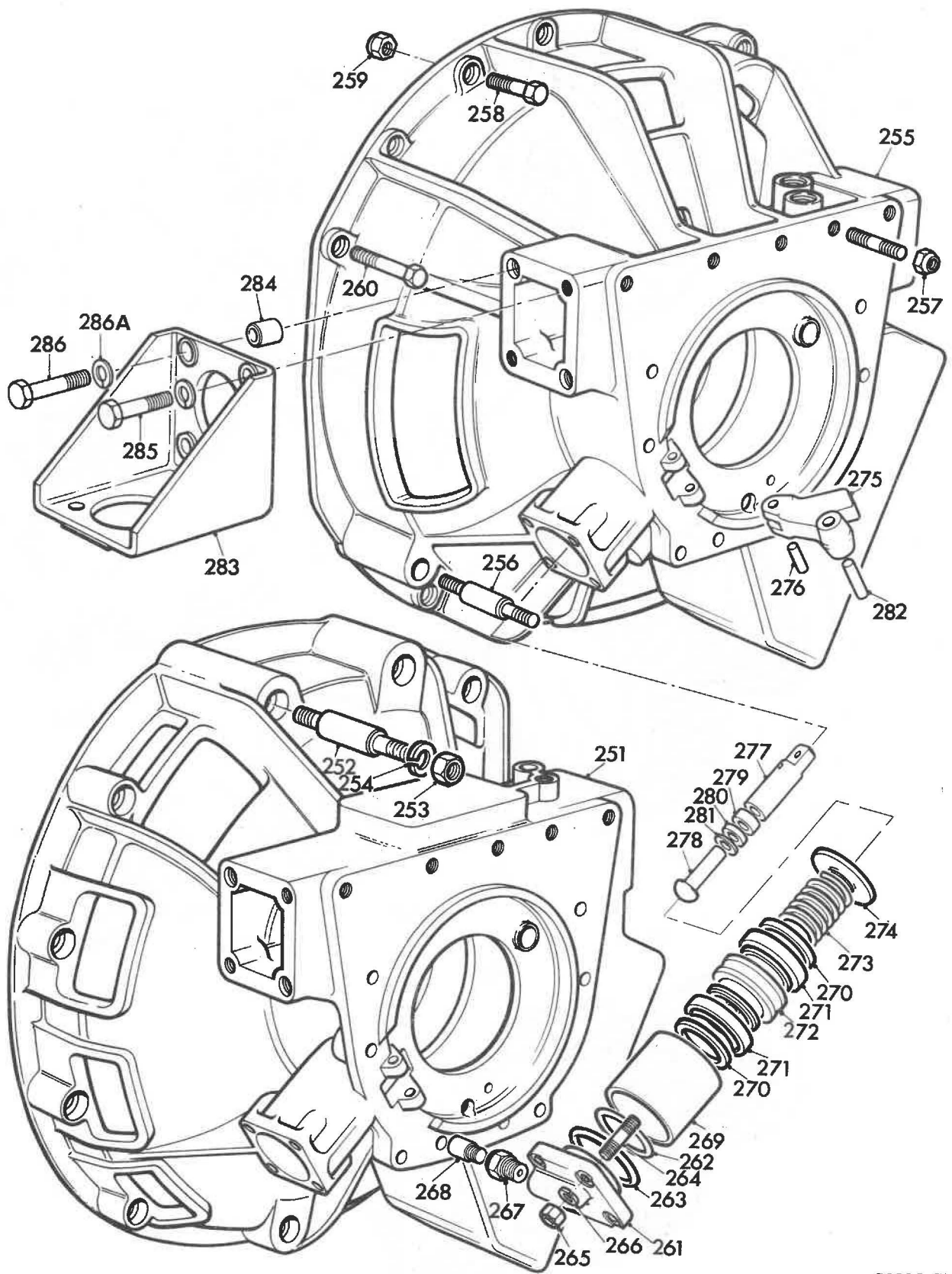


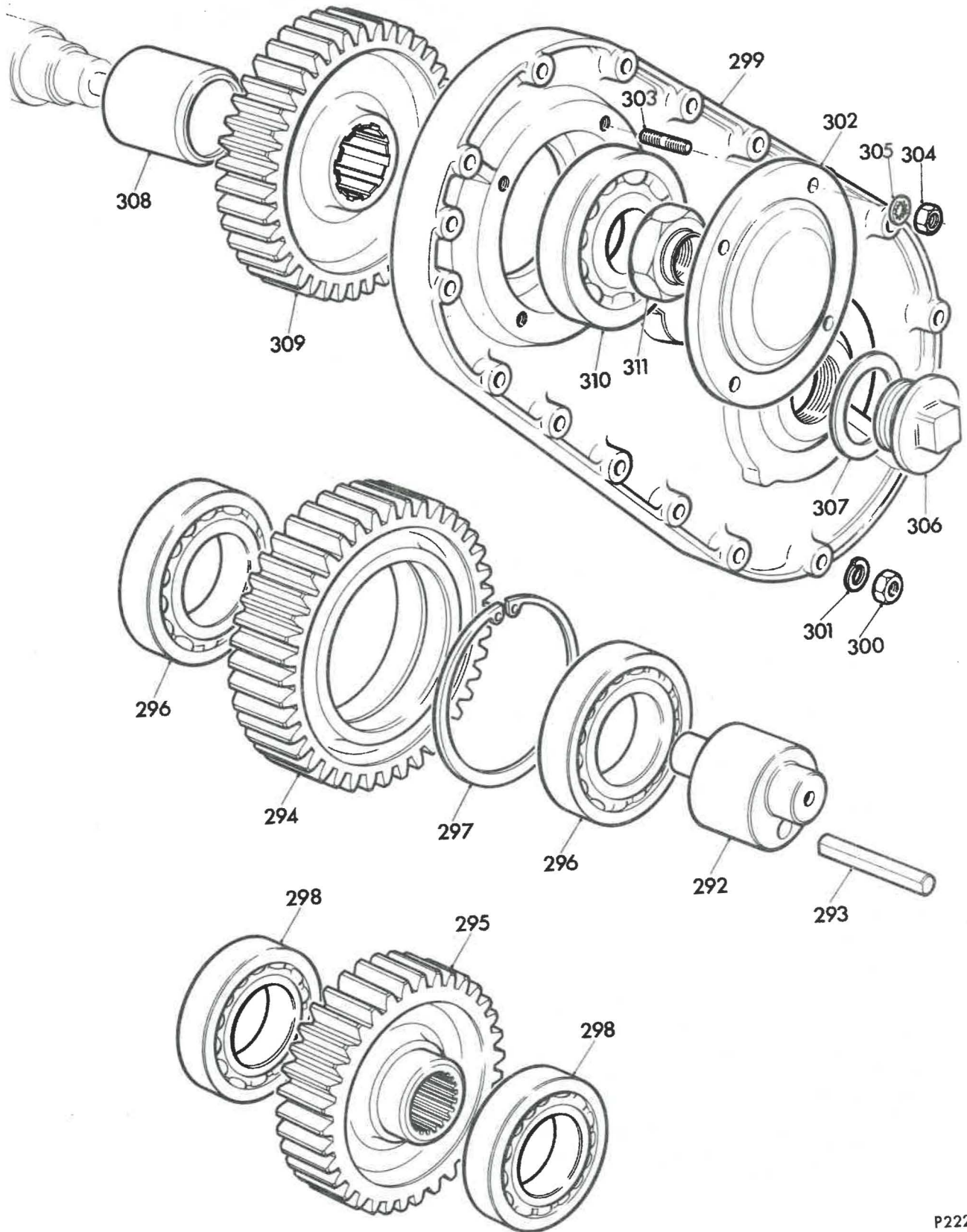


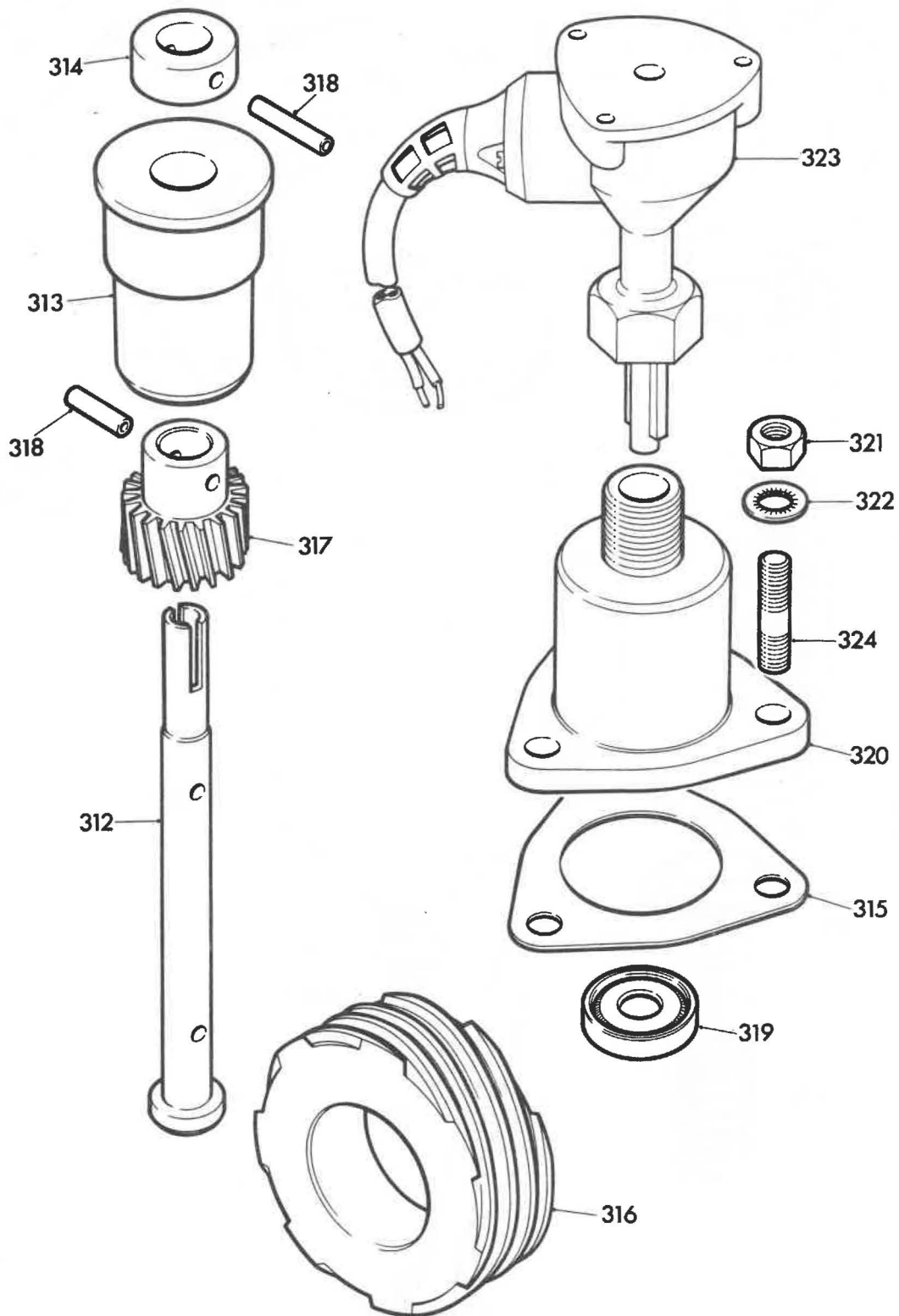


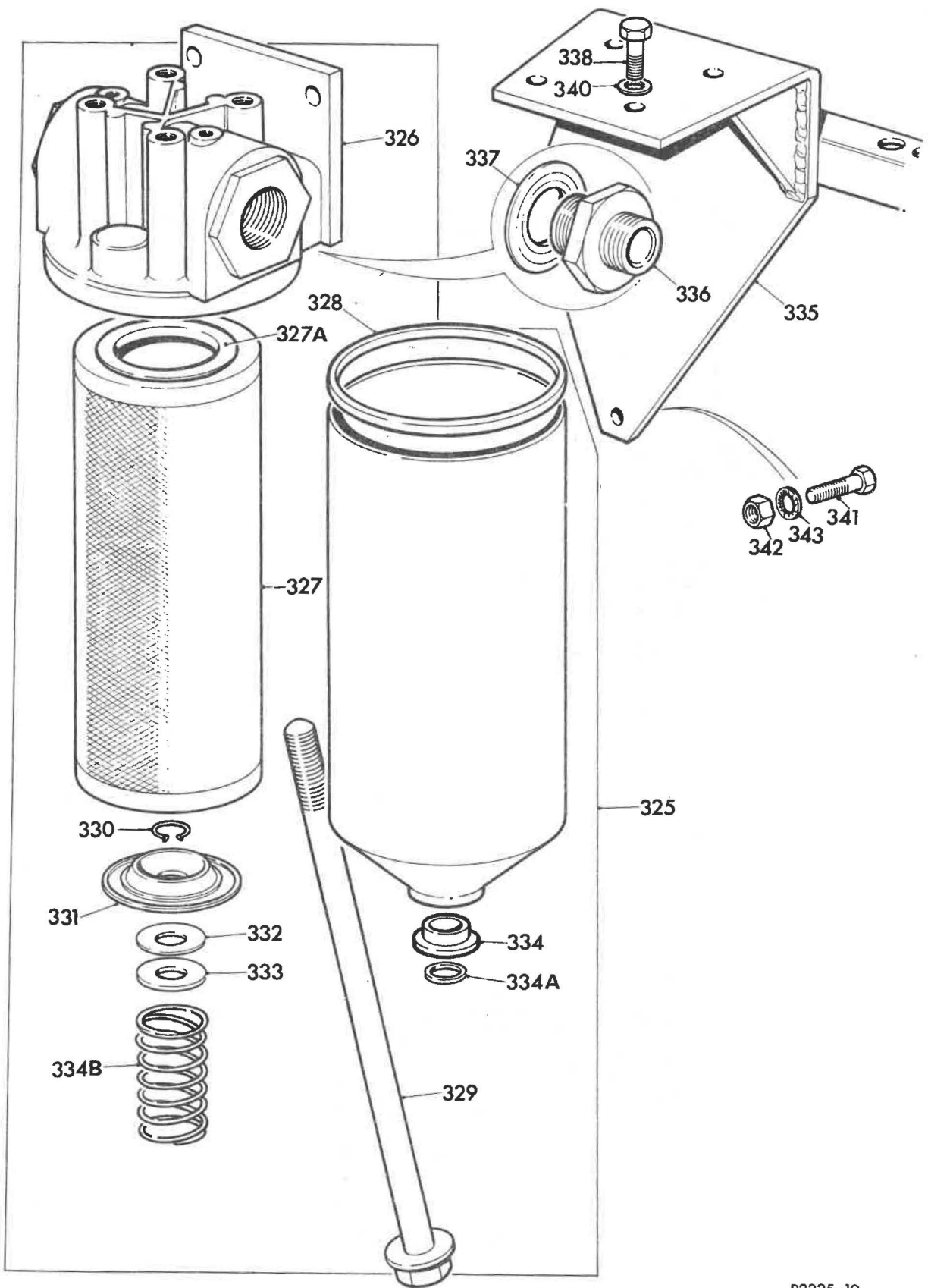


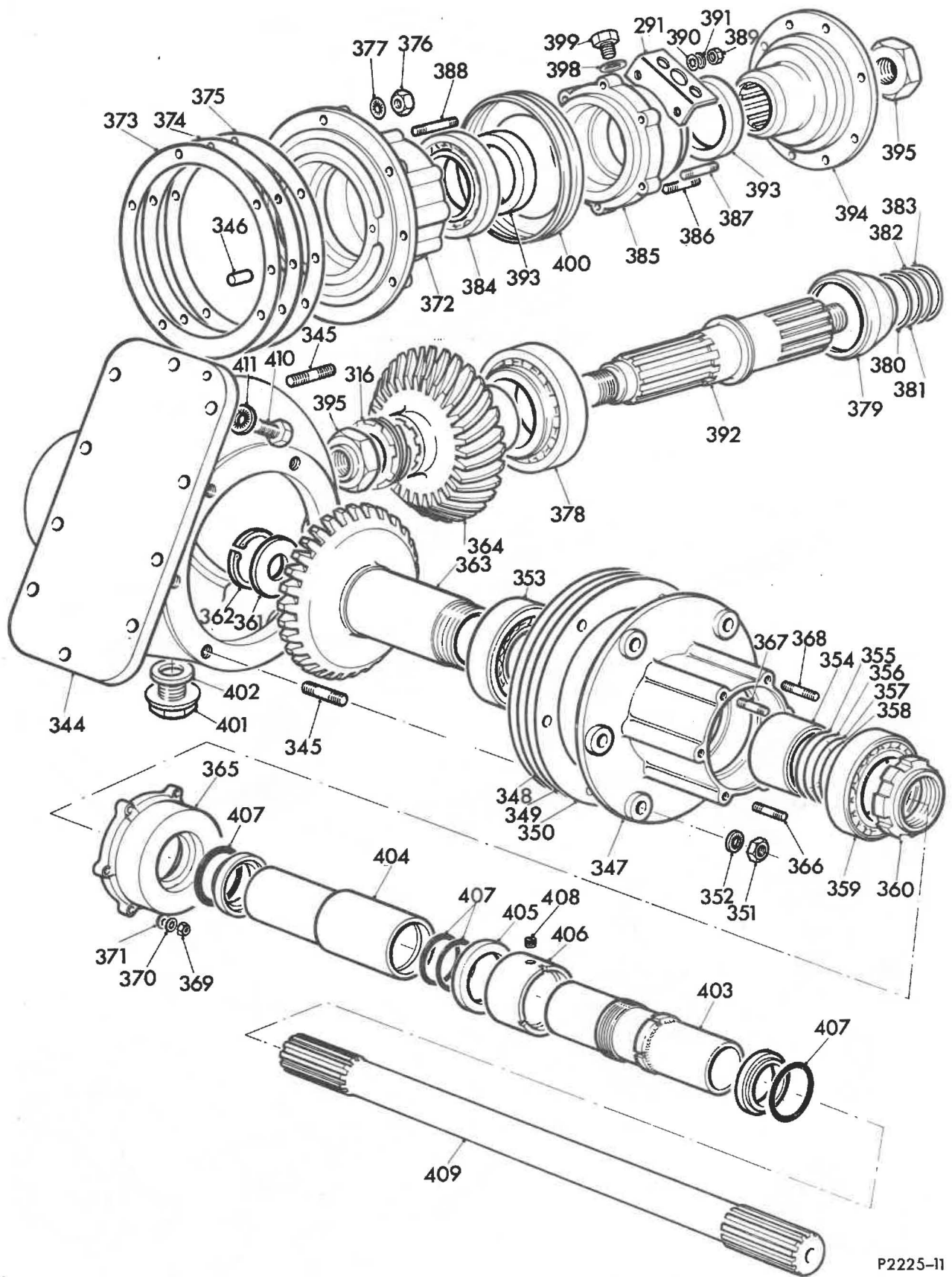


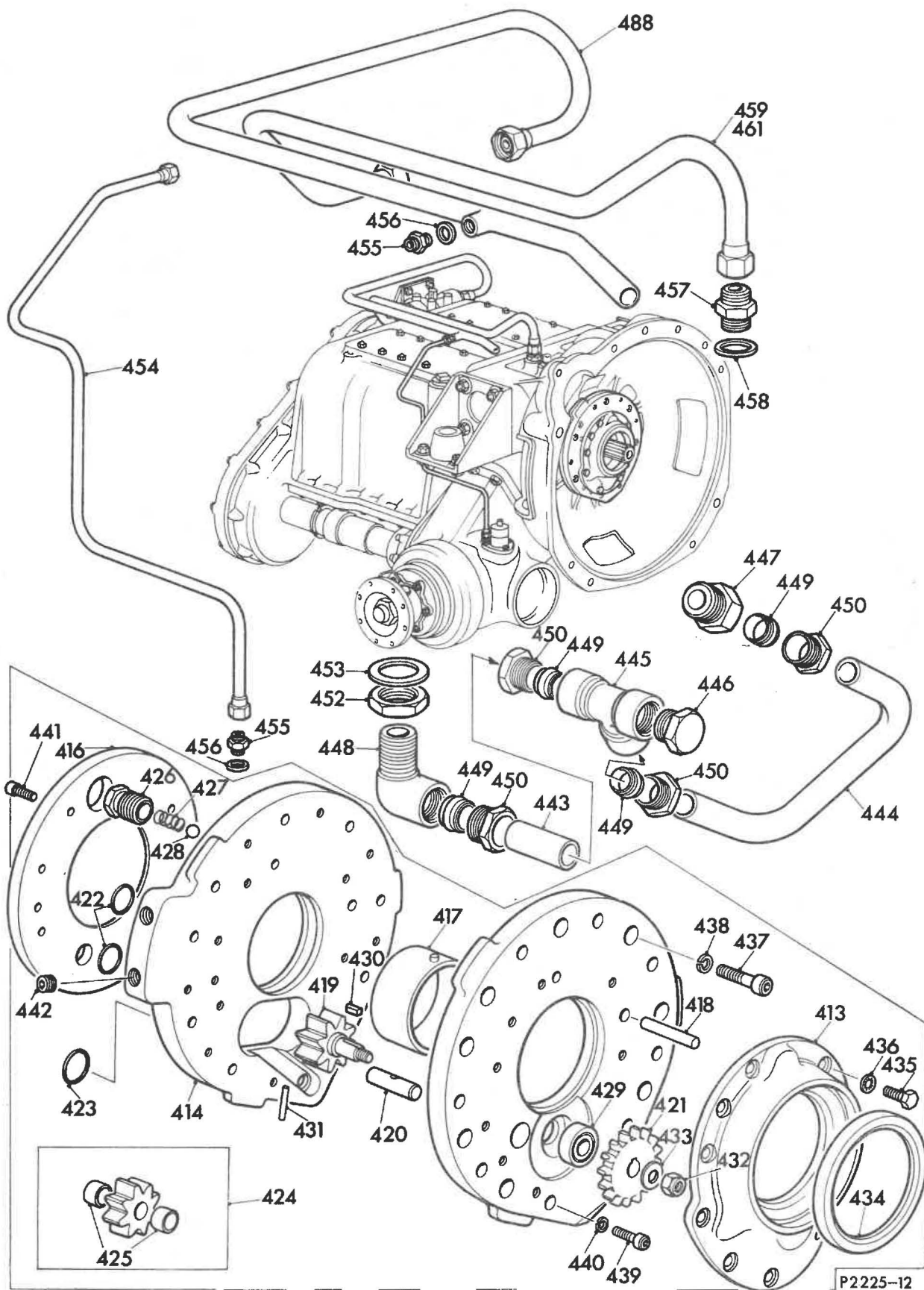


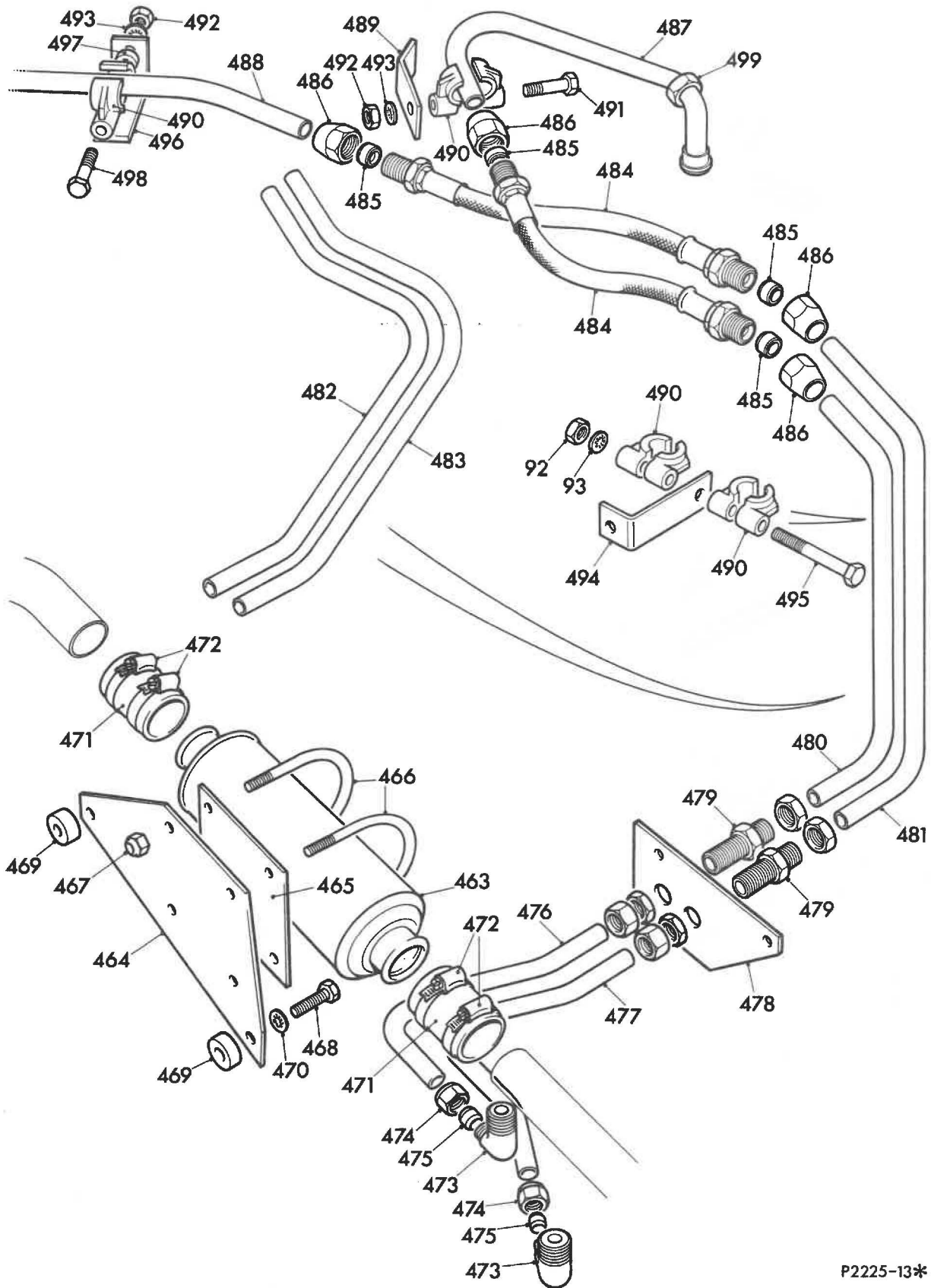




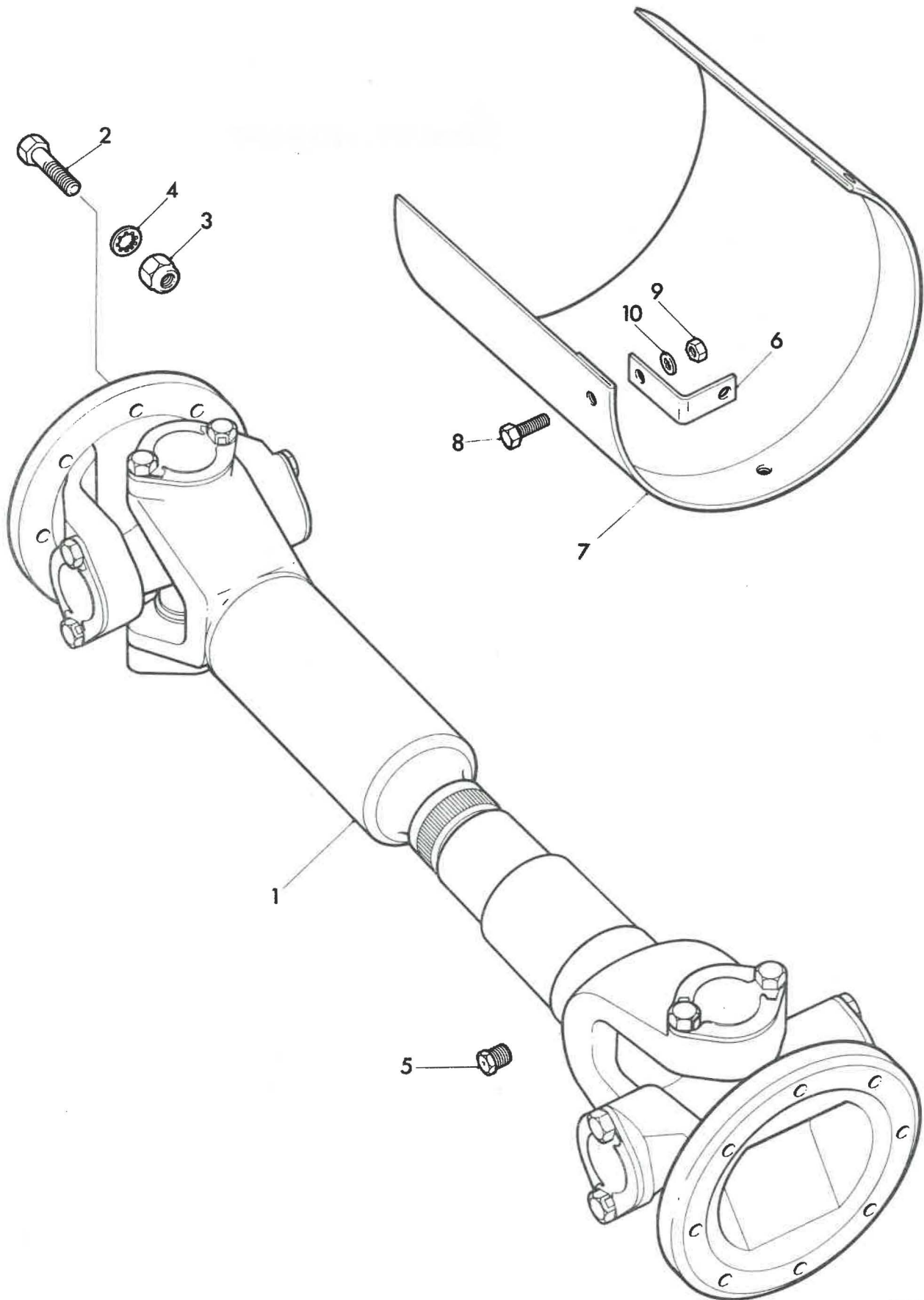




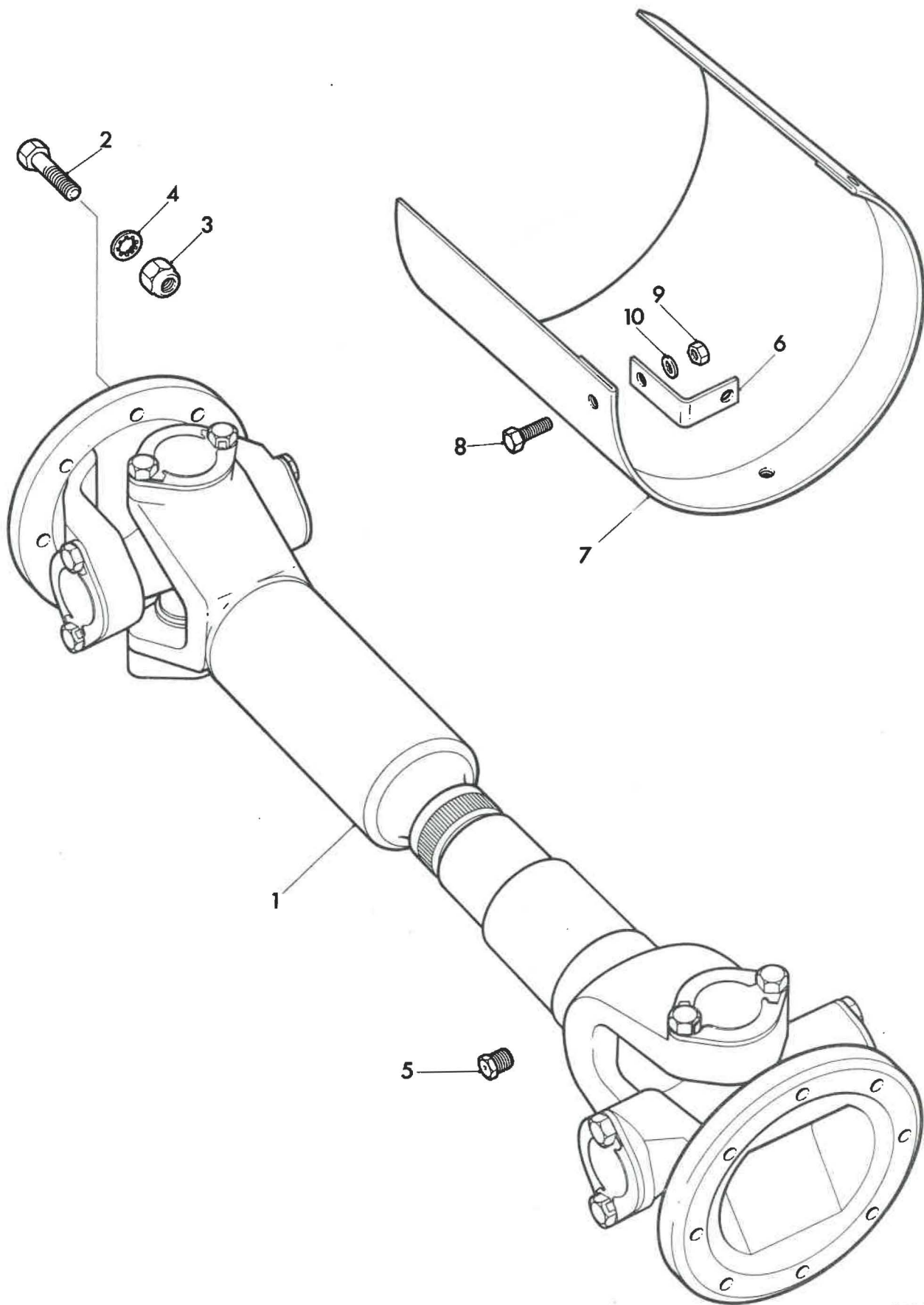




Illus. ref.	Part	Description	Quantity per unit
Sub Group C.4			
<b>PROPELLER SHAFT UNIT</b>			
1	( 2VRP/2 ( 4VRP	SHAFT propeller ) Gearbox to axle SHAFT propeller ) alternatives	1 1
2	SUCB106/10S	BOLT	16
3	NP/N129/11/0	LOCKNUT 3/8" UNC	16
4	1220	WASHER 3/8" Shakeproof	16
5	NB5962	NIPPLE 1/8" gas Tecalemit	1
6	201 VRP	BRACKET for propeller shaft oil guard	3
7	202 VRP	GUARD oil for propeller shaft	1
8	UCS105/5S	SCREW )	3
9	UCN105	NUT grade 1 ) Guard to brackets	3
10	1218	WASHER 5/16" Shakeproof )	3
SERVICE KITS			
	6251-206X	UNIT PACK for propeller shaft 2VRP/2	2
	OT/525841	UNIT PACK for propeller shaft 4VRP	2



Illus. ref.	Part	Description	Quantity per unit
Sub Group C.4			
PROPELLER SHAFT UNIT			
1	( 2VRP/2 ( 4VRP	SHAFT propeller ) Gearbox to axle SHAFT propeller ) alternatives	1 1
2	SUCB106/10S	BOLT	16
3	NP/N129/11/0	LOCKNUT 3/8" UNC	16
4	1220	WASHER 3/8" Shakeproof	16
5	NB5962	NIPPLE 1/8" gas Tecalemit	1
6	201 VRP	BRACKET for propeller shaft oil guard	3
7	202 VRP	GUARD oil for propeller shaft	1
8	UCS105/5S	SCREW )	3
9	UCN105	NUT grade 1 ) Guard to brackets	3
10	1218	WASHER 5/16" Shakeproof )	3
SERVICE KITS			
	6251/206Y	UNIT PACK for propeller shaft 2VRP/2	2
	07/525841	UNIT PACK for propeller shaft 4VRP	2



Illus. ref.	Part	Description	Quantity per unit
Sub Group C.12			
<b>AUTOMATIC CHANGE SPEED UNIT</b>			
1	* AAL0692	UNIT electro pneumatic sub assembly	1
2	112VRC	PLATE mounting for electro pneumatic valves	1
3	UCS106/6S	SCREW	3
4	1220	WASHER 3/8" Shakeproof	3
5	228LDL	GROMMET rubber )	5
6	248REC/1	SLEEVE for grommet )	5
7	BS3410	WASHER 3/8" plain )	10
8	221VRU	DISTANCE PIECE ) For electro pneumatic	2
9	NP/N129/11/0	LOCKNUT ) valve mounting	2
10	UCB106/30S	BOLT )	2
11	UCB106/16S	BOLT )	3
12	NP/F129/11/0	LOCKNUT )	3
13	AAL0632	UNIT electro pneumatic sub assembly <i>Throttle Dip Valve</i>	1
14	CAL2527	ADAPTER for throttle dip	1
15	No.5	SELON WASHER - Dowty	1
16	AAL0631	SWITCH air pressure sub assembly	1
17	UCS104/4S	SCREW )	3
18	UCN104	NUT grade 1 ) Air pressure switch	3
19	1214	WASHER 1/4" Shakeproof )	3
20	* AAL0630	PANEL translator sub assembly	1
21	UCB105/12S	BOLT )	2
22	UCB105/18S	BOLT )	1
23	UCN105	NUT grade 1 )	1
24	1218	WASHER 5/16" Shakeproof ) Translator fitment	3
25	BS3410	WASHER 5/16" plain )	1
26	288VRR	DISTANCE PIECE )	1
27	307VRR	DISTANCE PIECE )	2
28	AAL0712	SWITCH performance level assembly	1
29	301VRR	PLATE cover performance level switch	1
30	* 10904466	VALVE unit electro pneumatic 1 way	1

Illus. ref.	Part	Description	Quantity per unit
31	CAL3014	SELECTOR GEAR	1
32	26RES	BRACKET for selector switch	1
33	210VRC	ADAPTER for switch	1
34	UCB105/20S	BOLT	1
35	PP/N106/11/0	NUT nyloc	1
36	UFS105/8S	SETSCREW	2
37	1218	WASHER 5/16" Shakeproof	2
38	10919596	HEAD perception	1
39	50956639	SHIM .010" for transducer	1
40	50956537	SHIM .015" for transducer	1
41	295035	VALVE pressure limiting	1
42	222MWL	BRACKET clip support )	1
43	50VU/5	CLIP 3/8" pillar ) Limiting valve inlet	2
44	UCB104/14S	BOLT ) pipe to engine	1
45	UCN104	NUT grade 1 ) enclosure	1
46	1214	WASHER 1/4" Shakeproof )	1
47	211VRC	PIPE air - bulkhead connection to limiting valve	1
48	WS43/24/167	ADAPTER stud - limiting valve outlet (Westinghouse)	1
49	N43/24/165	ADAPTER stud - limiting valve outlet (Simplifix)	1
50	N125/24	NUT (Simplifix) ) Electro pneumatic	2
51	N101/24	OLIVE (Simplifix) ) valve inlets	2
52	N43/24/241	ADAPTER stud (Simplifix) single electro pneumatic outlet	1
53		TUBE nylon 3/8" od x 3.1/2" nylon valve to valve	1
54		TUBE nylon 3/8" od x 9.3/4" limiting valve to electro pneumatic valve	1
55	5423/S	PIPE air (self-changing gears limited)	1
56	M80/D/2	ADAPTER stud Drallum	1
57	L120B	NUT captive seal Drallum	1
58	No. 340C	INSERT PIPE Drallum	1
59		WASHER Dowty Selon No.5	1
60		TUBE nylon .250"/.245" od x 195"/190" id for 1st, 2nd, 3rd, 4th and 5th speeds and light switch to reverse	supplied in lengths as reqd.

Illus. ref.	Part	Description	Quantity per unit
61	RMD	FERRULE nitex	5
62	6UND21	NUT nitex	5
63	630VRS	PIPE air gearbox - reverse speed	1
64	259LDD	CLIP pillar	2
65	322RED	BRACKET clip	1
66	UCB104/14S	BOLT	1
67	UCN104	NUT grade 1	1
68	1214	WASHER 1/4" Shakeproof	1
69	114VRC	PIPE air - gearbox 1st speed	1
70	115VRC	PIPE air - gearbox 2nd speed	1
71	116VRC	PIPE air - gearbox 3rd speed	1
72	117VRC	PIPE air - gearbox 5th speed	1
73	118VRC	PIPE air - gearbox 4th speed	1
74	212VRC	BRACKET for gearbox air pipes	1
75		FITTING bulkhead D400/16/16	5
76	34.0007.04	CONNECTOR tube Enots	1
77	34.0278.04	SLEEVE tubing Enots	2
78	34.0279.04	NUT tubing Enots	2
79	N125/16	NUT Simplifix	5
80	N101/16	OLIVE Simplifix	5

## SELECTION CHARTS TRANSLATOR ASSEMBLIES

## 1st GEAR AUTOMATIC

ENGINE	AXLE RATIO	TRANSLATOR Pt No.
Leyland 501 Series	3.8 : 1	AAL 0630/Y13
	4.23 : 1	AAL 0630/Y12
	4.79 : 1	AAL 0630/Y12
	5.27 : 1	AAL 0630/Y11
Gardner 6LXB Series 180 BHP @ 1850 r.p.m.	3.8 : 1	AAL 0630/
	4.23 : 1	AAL 0630/
	4.79 : 1	AAL 0630/
	5.27 : 1	AAL 0630/
Gardner 6LX Series	3.8 : 1	AAL 0630/
	4.23 : 1	AAL 0630/
	4.79 : 1	AAL 0630/
	5.27 : 1	AAL 0630/
Gardner 6LXB Series 163 BHP @ 1850 r.p.m.	3.8 : 1	AAL 0630/
	4.23 : 1	AAL 0630/
	4.79 : 1	AAL 0630/Y36
	5.27 : 1	AAL 0630/

## 1st GEAR KICKDOWN

Leyland 501 Series	3.8 : 1	AAL 0630/Y16
	4.23 : 1	AAL 0630/Y15
	4.79 : 1	AAL 0630/Y15
	5.27 : 1	AAL 0630/Y14
Gardner 6LXB Series 180 BHP @ 1850 r.p.m.	3.8 : 1	AAL 0630/
	4.23 : 1	AAL 0630/Y21
	4.79 : 1	AAL 0630/Y21
	5.27 : 1	AAL 0630/
Gardner 6LX Series	3.8 : 1	AAL 0630/
	4.23 : 1	AAL 0630/Y20
	4.79 : 1	AAL 0630/Y20
	5.27 : 1	AAL 0630/

AUTOMATIC CHANGE SPEED  
PL 301607

ENGINE	AXLE RATIO	TRANSLATOR Pt No.
Gardner	3.8 : 1	AAL 0630/
6LXB Series	4.23: 1	AAL 0630/
163 BHP @	4.79: 1	AAL 0630/Y36
1850 r.p.m.	5.27: 1	AAL 0630/

1st GEAR AUTOMATIC

Gardner	3.8 : 1	AAL 0630/
6LXB	4.23: 1	AAL 0630/
188 BHP @	4.79: 1	AAL 0630/
1850 r.p.m.	5.27: 1	AAL 0630/

Gardner	3.8 : 1	AAL 0630/
6LXB	4.23: 1	AAL 0630/
177 BHP @	4.79: 1	AAL 0630/
1850 r.p.m.	5.27: 1	AAL 0630/

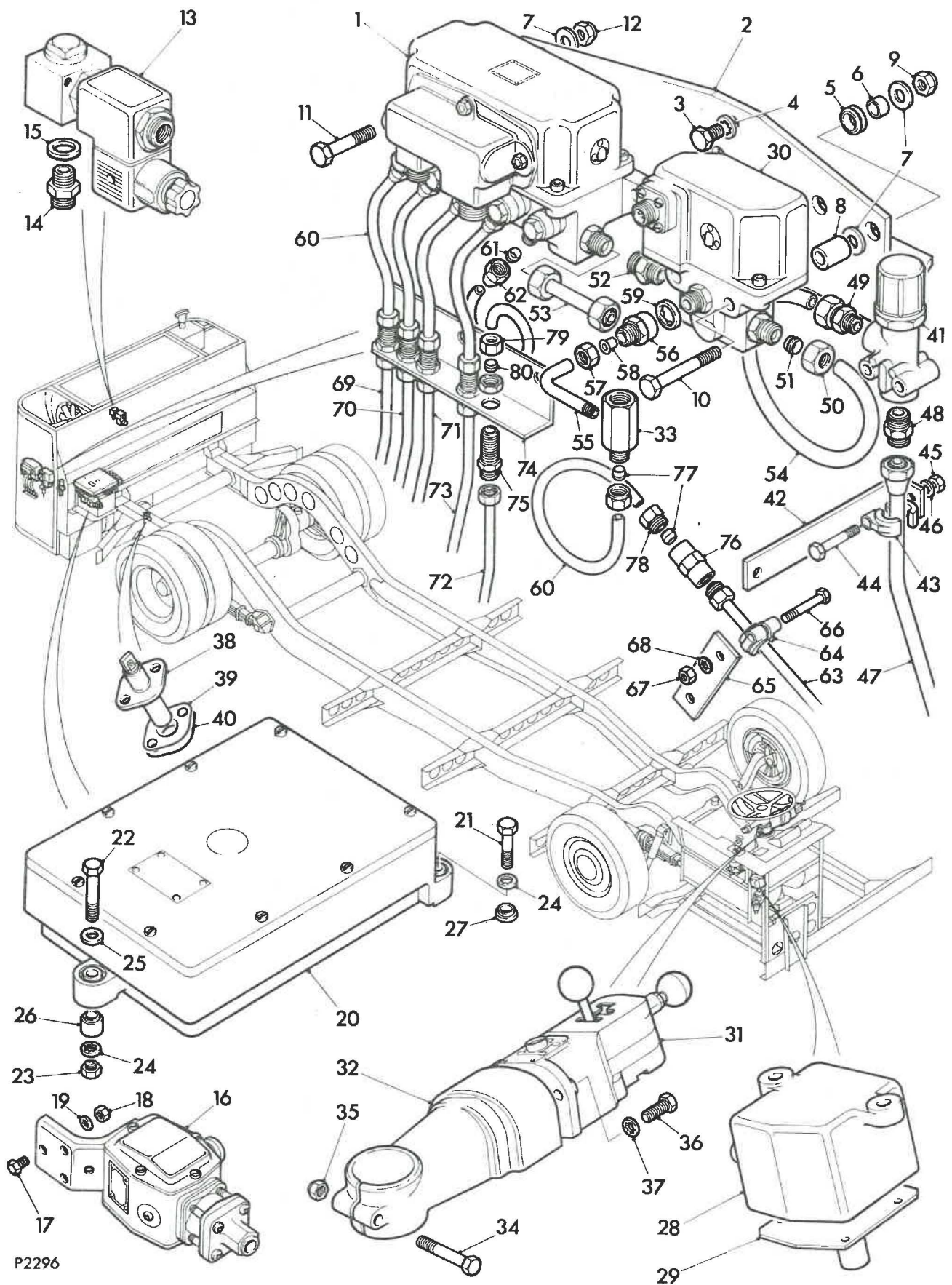
Gardner	3.8 : 1	AAL 0630/
6LXB	4.23: 1	AAL 0630/
157 BHP @	4.79: 1	AAL 0630/
1700 r.p.m.	5.27: 1	AAL 0630/

1st GEAR KICKDOWN

Gardner	3.8 : 1	AAL 0630/
6LXB	4.23: 1	AAL 0630/Y21
188 BHP @	4.79: 1	AAL 0630/Y21
1850 r.p.m.	5.27: 1	AAL 0630/

Gardner	3.8 : 1	AAL 0630/
6LXB	4.23: 1	AAL 0630/
177 BHP @	4.79: 1	AAL 0630/
1850 r.p.m.	5.27: 1	AAL 0630/

Gardner	3.8 : 1	AAL 0630/
6LXB	4.23: 1	AAL 0630/
157 BHP @	4.79: 1	AAL 0630/
1700 r.p.m.	5.27: 1	AAL 0630/



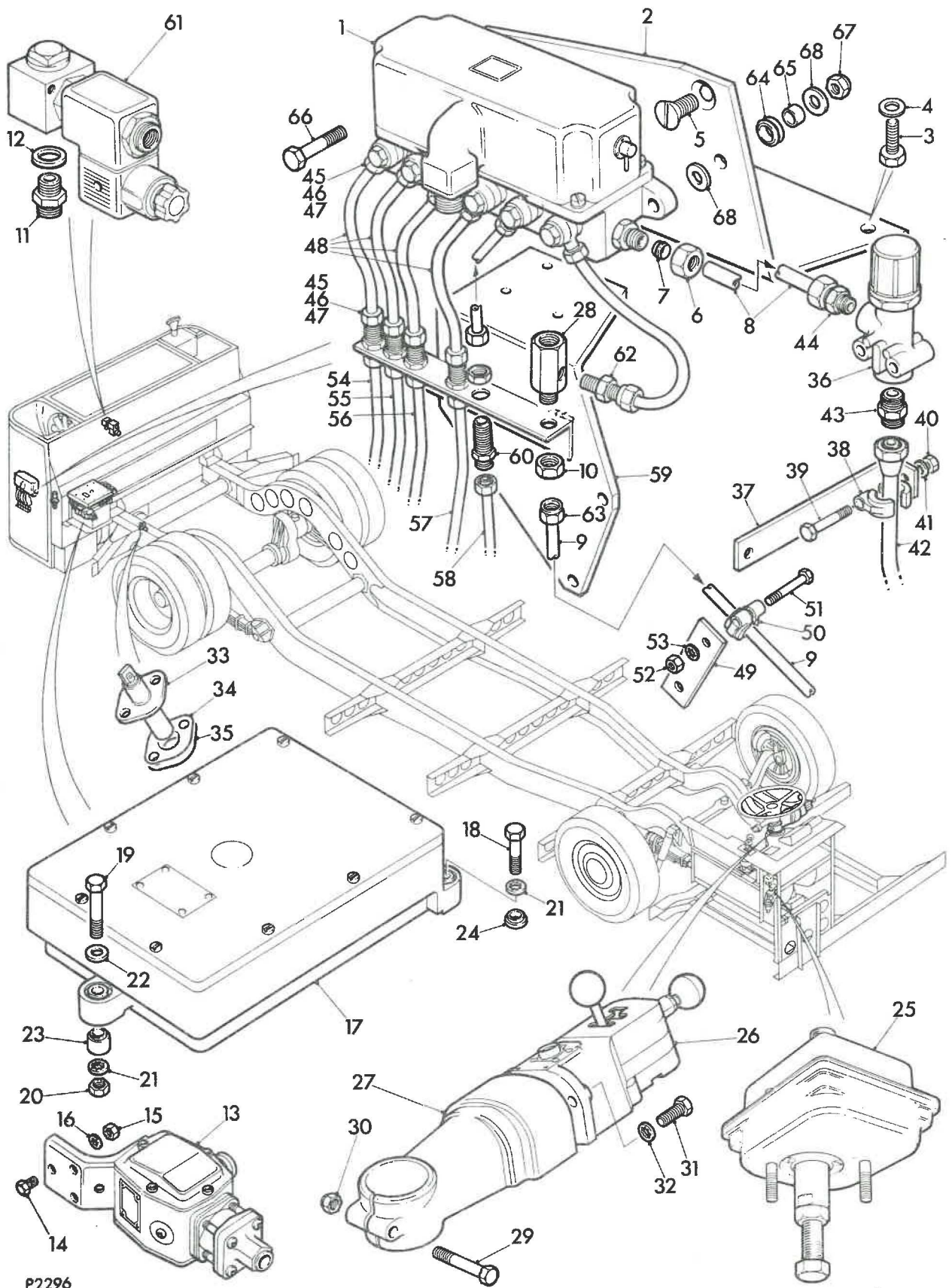
P2296



Illust. ref.	Part	Description	Quantity per unit
		Sub Group C.12	
		AUTOMATIC CHANGE SPEED UNIT	
1	*276A/22	UNIT electro pneumatic - 6-way CAV	1
2	120VRC	PLATE mounting for electro pneumatic valve	1
3	UCS106/6S	SCREW	2
4	1220	WASHER	2
5		SCREW c'sk head 3/8" UNC x 3/4" long	1
6	N125/24	NUT Simplifix	1
7	N101/24	OLIVE Simplifix	1
8		TUBE nylon Polyenco (white) nylon 11, 3/8" o/d x 14.1/2" Limiting valve to electro-pneumatic valve	1
9	353VRS	PIPE air gearbox reverse speed	1
10	34.0223.01	LOCKNUT Enots	1
11	CAL2527	ADAPTER for throttle dip	1
12	No.5	WASHER Selon Dowty	1
13	AAL0631	SWITCH air pressure	1
14	UCS104/4S	SCREW	3
15	UCN104	NUT	3
16	1214	WASHER 1/4" Shakeproof	3
		) Air pressure switch	
17	*ABL1623	PANEL translator sub assembly	1
18	UCB105/12S	BOLT	2
19	UCB105/18S	BOLT	1
20	UCN105	NUT	1
21	1218	WASHER 5/16" Shakeproof	3
22		WASHER 5/16" plain - BS3410	1
23	288VRR	DISTANCE PIECE	1
24	307VRR	DISTANCE PIECE	1
25	126VRC	SWITCH performance level	1
26	CAL3014	SELECTOR gear	1
27	26RES	BRACKET for selector switch	1
28	231VRC	ADAPTER for switch	1
29	UCB105/20S	BOLT	1
30	PP/N106/11/0	NUT Nyloc	1
31	UFS105/8S	SETSCREW	2
32	1218	WASHER 5/16" Shakeproof	2
33	10919596	HEAD perception (transducer)	1
		* NOTE: SEE END OF SECTION FOR BREAKDOWN	

Illust. ref.	Part	Description	Quantity per unit
34	50956639	SHIM .010" for transducer	1
35	50956637	SHIM .015" for transducer	1
36	295137	VALVE pressure limiting 70 p.s.i.	1
37	222MWL	BRACKET clip support )	1
38	50VU/5	CLIP pillar 3/8" )Limiting valve	2
39	UCB104/14S	BOLT )inlet pipe to	1
40	UCN104	NUT GRADE 1 )engine enclosure	1
41	1214	WASHER 1/4" Shakeproof)	1
42	211VRC	PIPE air - bulkhead connection to limiting valve	1
43	WS43/24/167	ADAPTER stud - limiting valve inlet	1
44	N43/24/165	ADAPTER stud - limiting valve outlet	1
45	N125/16	NUT Simplifix	11
46	N101/16	OLIVE Simplifix	11
47	340/C	INSERT pipe	11
48		TUBE Nylon .250"/.245 o/d x .195"/190 ) supplied i/d for 1st, 2nd, 3rd, 4th and 5th ) in lengths speeds and light switch to reverse ) as reqd	
49	322RED	BRACKET clip	1
50	259LDD	CLIP pillar	2
51	UCB104/14S	BOLT	1
52	UCN104	NUT Grade 1	1
53	1214	WASHER Shakeproof	1
54	114VRC	PIPE air - gearbox 1st speed	1
55	115VRC	PIPE air - gearbox 2nd speed	1
56	116VRC	PIPE air - gearbox 3rd speed	1
57	118VRC	PIPE air - gearbox 4th speed	1
58	117VRC	PIPE air - gearbox 5th speed	1
59	651VRS	PLATE mounting air pipes and filter	1
60	D400/16/16	FITTING bulkhead, less one nut D125/16, one ferrule D101/16 and one anti- friction washer D100/16	5
61	AAL0632	VALVE electro pneumatic throttle dip	1
62	L70/B/9	COUPLING stud Drallim	1
63	L120/B	NUT union captive seal Drallim	7
64	228LDL	GROMMET rubber	4
65	248REC/1	SLEEVE for grommet	4
66	UCB106/16S	BOLT	1
67	NP/F129/11/ 0	NUT Cleveloc	1
68		WASHER 3/8" plain	8

<u>ENGINE</u>	<u>AXLE RATIO</u>	<u>TRANSLATOR Pt.No.</u>
	<u>1st GEAR AUTOMATIC</u>	
Gardner	3.8 : 1	ABL 1623/Y46
6LXB	4.23 : 1	ABL 1623/Y47
188 BHP @	4.79 : 1	ABL 1623/Y39
1850 r.p.m.	5.27 : 1	ABL 1623/Y48
Gardner	3.8 : 1	ABL 1623/Y49
6 LXB	4.23 : 1	ABL 1623/Y50
177 BHP @	4.79 : 1	ABL 1623/Y22
1850 r.p.m.	5.27 : 1	ABL 1623/Y51
Gardner	3.8 : 1	ABL 1623/Y52
6 LXB	4.23 : 1	ABL 1623/Y19
157 BHP @	4.79 : 1	ABL 1623/Y53
1700 r.p.m.	5.27 : 1	ABL 1623/Y54
Ley 501	3.8 : 1	ABL 1623/Y13
	4.23 : 1	ABL 1623/Y12
	4.79 : 1	ABL 1623/Y12
	5.27 : 1	ABL 1623/Y11
	<u>1st GEAR KICKDOWN</u>	
Gardner	3.8 : 1	ABL 1623/Y40
6 LXB	4.23 : 1	ABL 1623/Y41
188 BHP @	4.79 : 1	ABL 1623/Y38
1850 r.p.m.	5.27 : 1	ABL 1623/Y37
Gardner	3.8 : 1	ABL 1623/Y42
6 LXB	4.23 : 1	ABL 1623/Y36
177 BHP @	4.79 : 1	ABL 1623/Y17
1850 r.p.m.	5.27 : 1	ABL 1623/Y43
Gardner	3.8 : 1	ABL 1623/Y44
6 LXB	4.23 : 1	ABL 1623/Y20
157 BHP @	4.79 : 1	ABL 1623/Y18
1700 r.p.m.	5.27 : 1	ABL 1623/Y45
Ley 501	3.8 : 1	ABL 1623/Y16
	4.23 : 1	ABL 1623/Y15
	4.79 : 1	ABL 1623/Y15
	5.27 : 1	ABL 1623/Y14



P2296



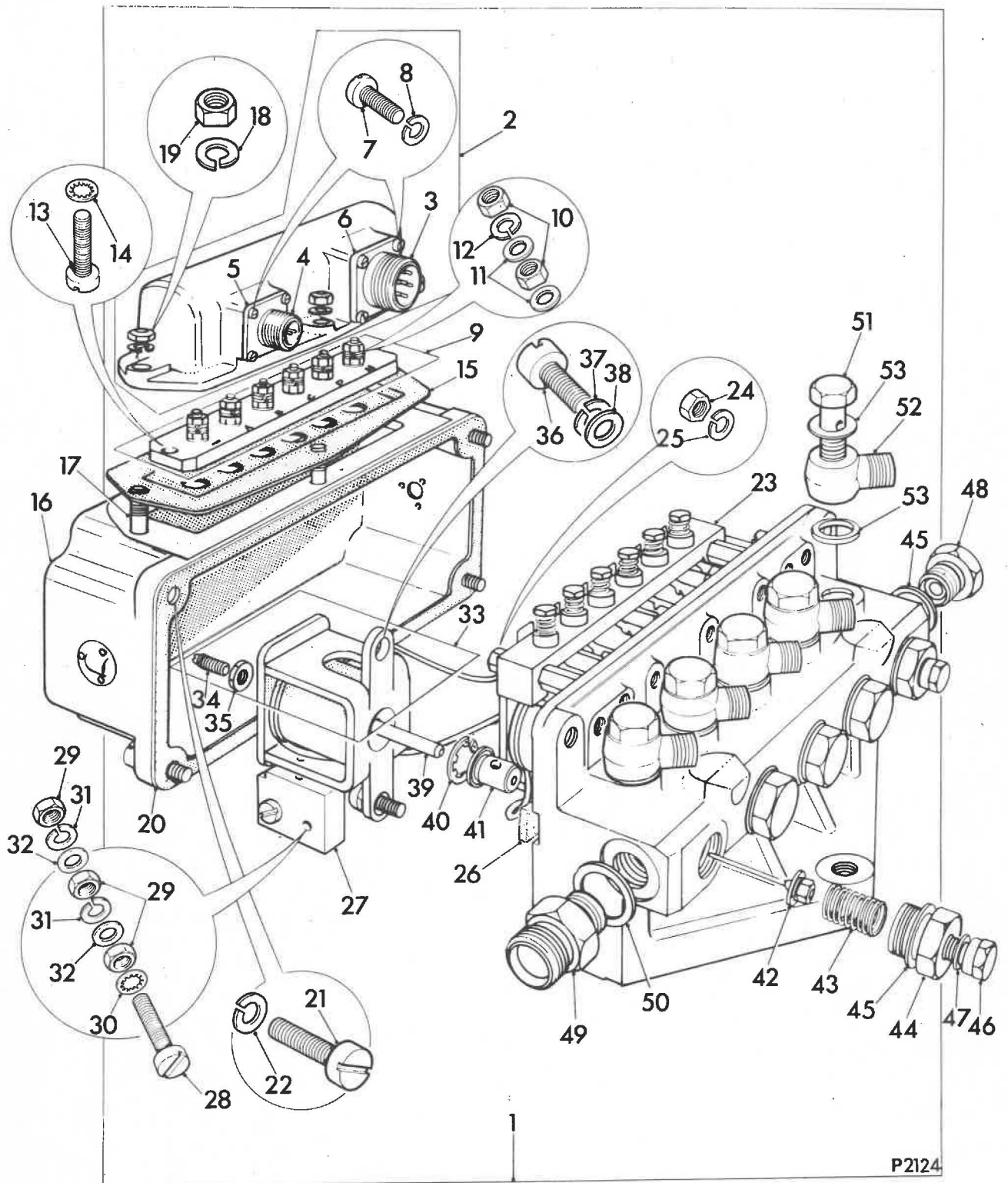
VALVE ELECTRO PNEUMATIC  
5-WAY  
AAL0692  
PL 301827  
P 2124

Illus. ref.	Part	Description	Quantity per unit
		*	
1	AAL0692	VALVE electro pneumatic (CA V Ref. 276A-15)	
2	CAL2666	BOX terminal	1
3	CAL2294	CONNECTOR mult pin	1
4	CAL2513	PLUG	1
5	CAL2514	JOINT	1
6	CAL2296	JOINT multi pin	1
7	10867611	SCREW 6 B.A. x 3/8" round head	8
8	WF706001	WASHER spring	8
9	ABU1482	STRIP terminal assembly	1
10	AAU4096	NUT	6
11	AAU4097	WASHER plain	6
12	17H316	WASHER spring	6
13	27H1055	SCREW )	2
14	499-3535	WASHER Shakeproof ) Fixing terminal strip	2
15	499-3527	GASKET terminal cover	1
16	499-3522	COVER main assembly	1
17	AAU4101	STUD	3
18	7H63	WASHER spring ) Cover terminal	3
19	546-1510	NUT ) to main cover	3
20	AAU4106	GASKET main cover	1
21	AAU4093	SCREW )	4
22	7H63	WASHER spring ) Fixing main cover	4
23	ABU1483	HOLDER contact complete	1
24	27H1074	NUT )	2
25	LWZ303	WASHER spring ) Fixing contact holder	2
26	AAU4109	PAD felt	1
27	AAU4107	BLOCK terminal solenoid return	1
28	AAU4090	SCREW terminal solenoid return	1
29	27H1074	NUT fixing block and terminal screw	1
30	AAU4087	WASHER Shakeproof block	1
31	LWZ303	WASHER spring terminal screw	1
32	AAU4098	WASHER plain terminal screw	1



**Leyparts**

Illus. ref.	Part	Description	Quantity per unit
33	ABU1481	SOLENOID complete	5
34	AAU4105	SCREW adjusting	5
35	AAU4095	LOCKNUT	5
36	AAU4092	SCREW )	10
37	7H63	WASHER spring ) Solenoid fixing	10
38	AAU4099	WASHER plain )	10
39	ABU1478	ROD valve	5
40	ABU1495	CIRCLIP	5
41	ABU1484	SEAT valve	5
42	ABU1477	PLUNGER valve	5
43	ABU1479	SPRING valve	5
44	ABU1480	PLUG valve	2
45	AAU4110	WASHER for plug valves	6
46	AAU4091	SCREW air inlet	2
47	AAU4100	WASHER for air inlet screw	2
48	AAU4104	PLUG valve end enclosing	4
49	AAU4112	ADAPTER air inlet	1
50	AAU4110	WASHER for air inlet adapter	1
51	AAU4114	BOLT banjo assembly	1
52	AAU4113	BANJO	1
53	ABU1485	WASHER for banjo	1

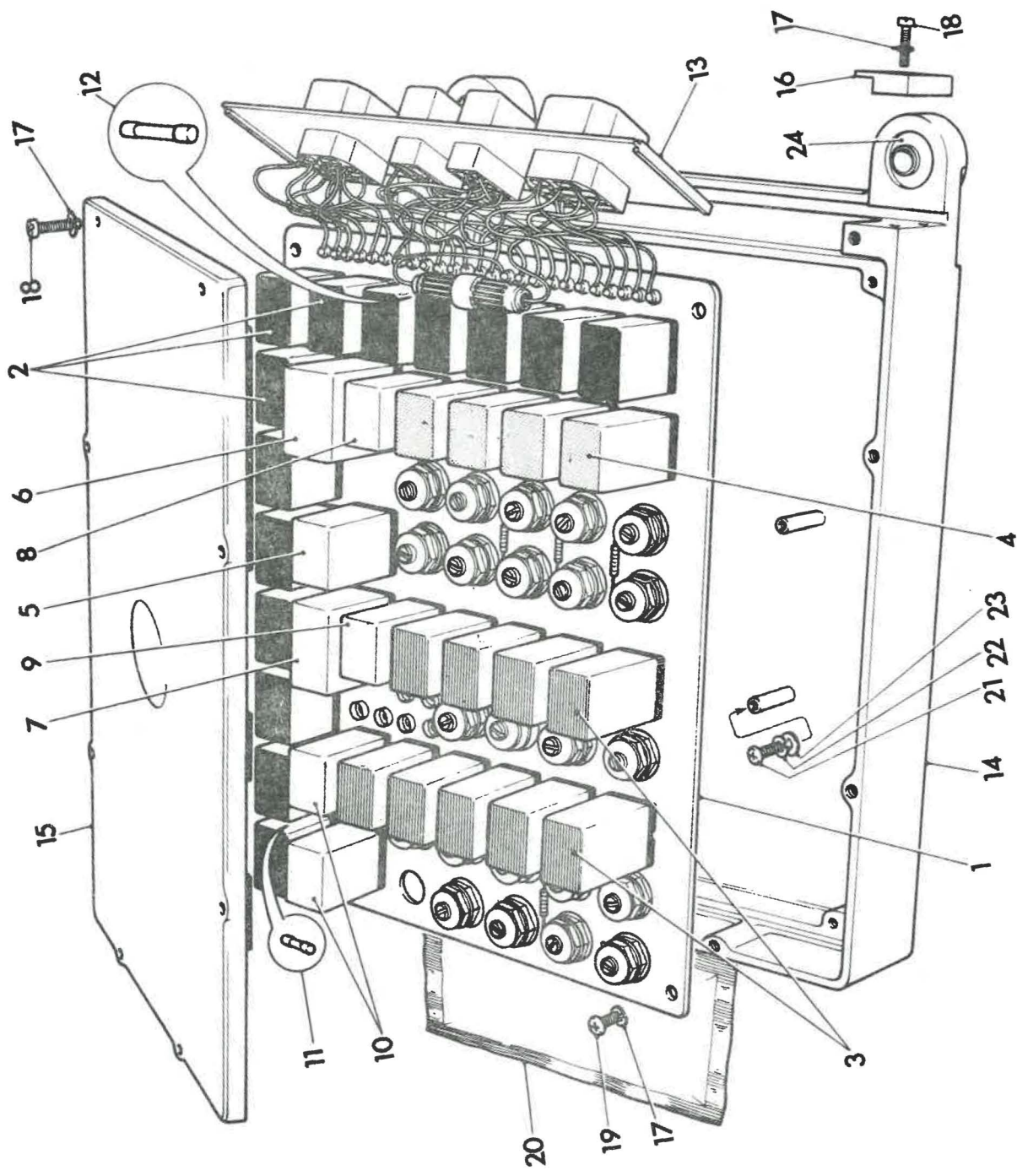


**D610/B15**

Illust. ref.	Part	Description	Quantity per unit
		<b>VALVE electro-pneumatic 6-way</b>	<b>1</b>
	<b>ABU7013</b>	<b>PLUG connection multi-pin</b>	<b>1</b>
	<b>ABU7014</b>	<b>GASKET</b>	<b>1</b>
	<b>AAU5775</b>	<b>SCREW ) Plug fixing</b>	<b>4</b>
	<b>AAU5919</b>	<b>WASHER )</b>	<b>4</b>
	<b>ABU7012</b>	<b>GASKET - main cover</b>	<b>1</b>
	<b>ABU1481</b>	<b>SOLENOID complete</b>	<b>6</b>
	<b>AAU4105</b>	<b>SCREW adjusting</b>	<b>6</b>
	<b>AAU4095</b>	<b>LOCKNUT</b>	<b>6</b>
	<b>ABU1478</b>	<b>ROD</b>	<b>6</b>
	<b>ABU1495</b>	<b>CIRCLIP</b>	<b>6</b>
	<b>ABU1484</b>	<b>SEAT valve</b>	<b>6</b>
	<b>ABU1477</b>	<b>PLUNGER valve</b>	<b>6</b>
	<b>ABU1479</b>	<b>SPRING valve</b>	<b>6</b>
	<b>AAU5781</b>	<b>ADAPTER - air inlet</b>	<b>1</b>
	<b>AAU4110</b>	<b>WASHER</b>	<b>1</b>
	<b>AAU4114</b>	<b>BOLT banjo</b>	<b>6</b>
	<b>AAU4113</b>	<b>BANJO</b>	<b>6</b>
	<b>ABU1485</b>	<b>WASHER</b>	<b>12</b>

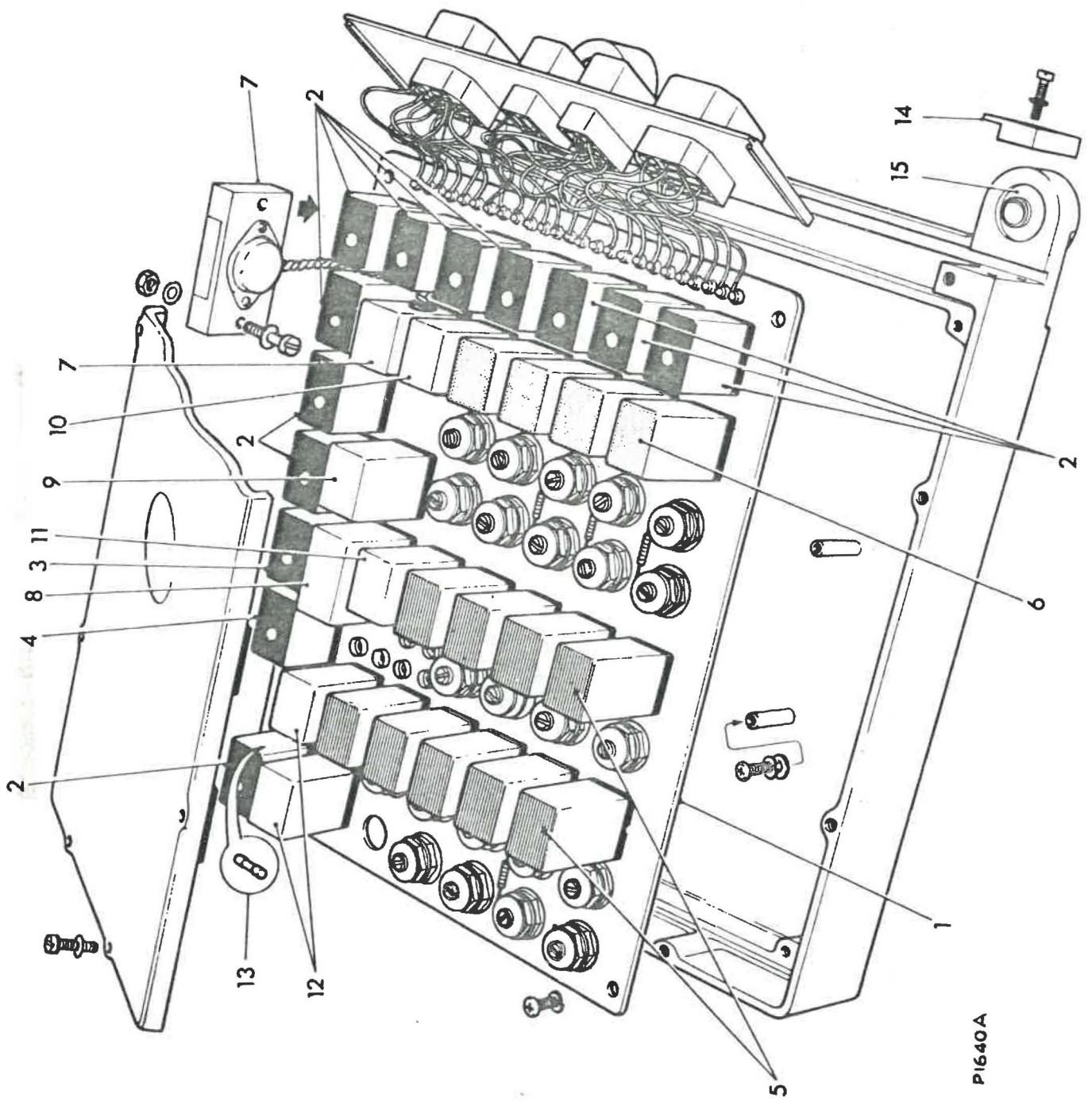
Illus. ref.	Part	Description	Quantity per unit
		<b>TRANSLATOR</b>	
	AAL0630	TRANSLATOR assembly	
1	AAL0715	CHASSIS sub assembly	1
2	CAL2909	RELAY	14
3	WAL1599	MODULE - timer (Blue)	9
4	WAL1594	MODULE - level switch (Yellow)	4
5	WAL1598	MODULE - filter (Grey)	1
6	WAL1595	MODULE - voltage regulator (Brown)	1
7	WAL1597	MODULE - frequency to voltage converter (Black)	1
8	WAL1596	MODULE - warning switch (Red)	1
9	WAL1600	MODULE - inhibitor (Green)	1
10	WAL 0569	MODULE - diode (Brown)	2
11	CAL2803	FUSE - 2 ampere 20 mm x 5 mm ceramic	1
12	CAL2782	FUSE - 2 ampere glass	1
13	WAL0567	END PLATE sub assembly	1
14	AAL0717	CASE sub assembly	1
15	WAL0568	COVER sub assembly	1
16	CAL2792	SIDE PLATE	2
17	WL104001	WASHER	16
18	SC104201	SCREW 4 mm x 20 mm	12
19	SC104081	SCREW 4 mm x 12 mm	4
20	CAL3073	SILICA-GEL (Dri-Pak)	1
21	SE103081	SCREW 3 mm x 8 mm	4
22	WL103001	WASHER spring s/c	4
23	851475	WASHER plain	4
24	FBK0017	BUSH mounting	3

*Subst Date C Panel  
 ABL 1632  
 C Relay CBL 2244*



P1640

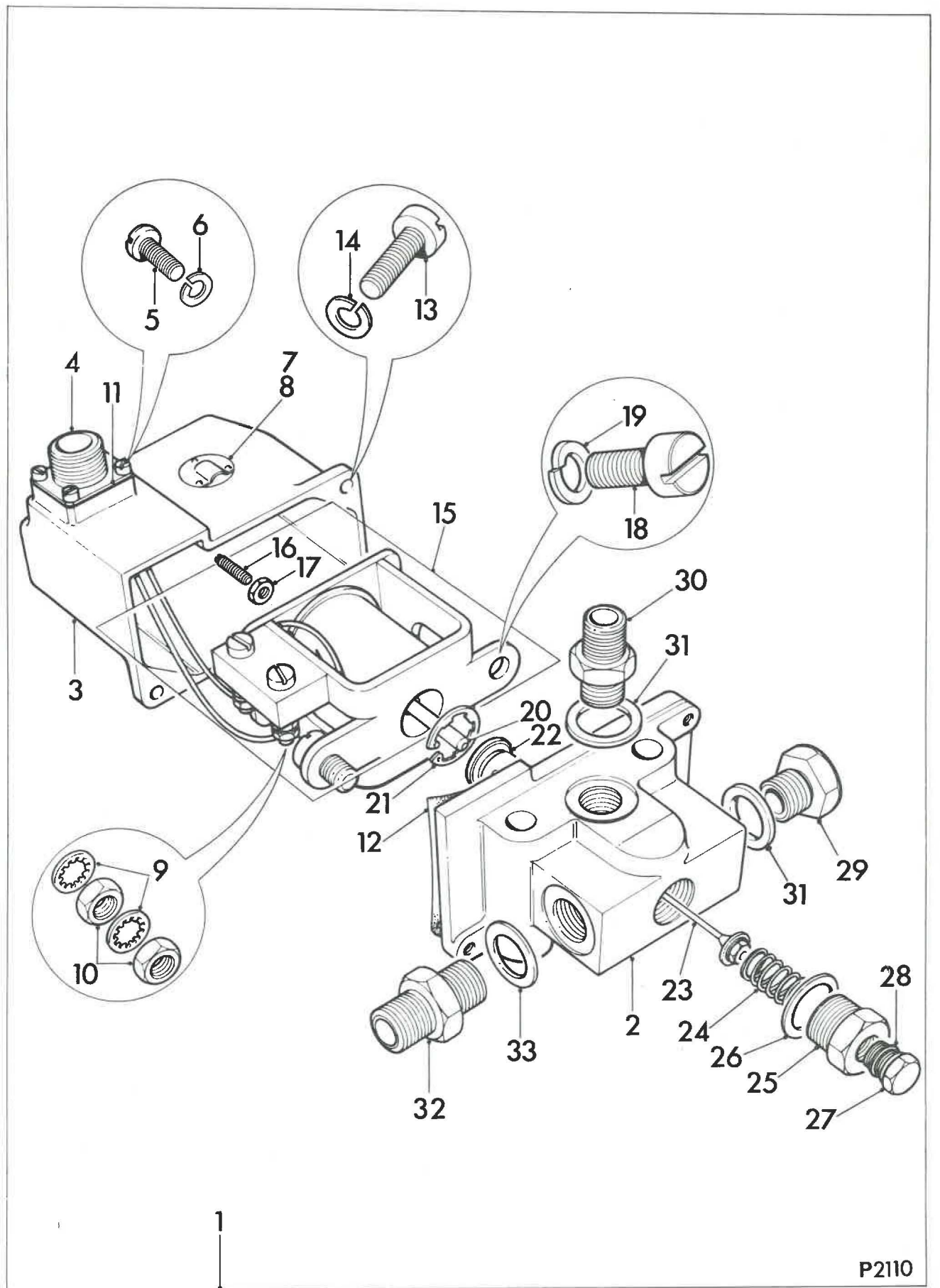
Illust. ref.	Part	Description	Quantity per unit
		N.B. This spare parts list is applicable to the following translator panels: AAL0630, AAL6744, AAL9100, ABL 1623, ABL3114	
		<b>TRANSLATOR</b>	
		<b>TRANSLATOR assembly</b>	1
1	ABL1826	CHASSIS sub assembly wired	1
2	AAU7911	RELAY	11
3	AAU6464	RELAY	1
4	AAU6466	RELAY	1
5	WAL1599	MODULE - timer (Blue)	9
6	WAL1594	MODULE - level switch (Yellow)	4
7	CBL2244	MODULE - voltage regulator/throttle dip	1
8	WAL1597	MODULE - frequency/voltage converter (Black)	1
9	WAL1598	MODULE - filter (Grey)	1
10	WAL1596	MODULE - warning switch (Red)	1
11	WAL1600	MODULE - inhibitor (Green)	1
12	WAL0569	MODULE - diode (Brown)	2
13	CAL2803	FUSE - 2 amperes	1
14	CAL2792	SIDE PLATE	2
15	FBK0017	BUSH	3
	SC104201	SCREW 4 mm x 20 mm ) Voltage regulator/	2
	WA104001	WASHER 4 mm plain ) throttle dip module	2
	WE104001	WASHER 4 mm Shakeproof ) to box	2
	NH104041	NUT 4 mm )	2
	SC104161	SCREW 4 mm x 16 mm ) Cover and side	12
	WL104001	LOCKWASHER 4 mm ) plates to box	12
	SC104081	SCREW 4 mm x 8 mm )	4
	WL104001	LOCKWASHER 4 mm )	4
	WA104001	WASHER 4 mm plain ) Chassis to	4
	SC103051	SCREW 3 mm x 5 mm ) box	4
	WL103001	LOCKWASHER 3 mm )	4



PI640A



Illus. ref.	Part	Description	Quantity per unit
		*	
1	10904466	VALVE electro pneumatic	
2	AAU5822	BASE terminal	1
3	AAU5820	COVER	1
4	AAU5821	PLUG	1
5	AAU5775	SCREW	4
6	AAU5919	WASHER spring	4
7	AAU5920	PLATE	1
8	AAU5921	FILTER	1
9	AAU4087	WASHER lock	2
10	AAU5922	NUT	2
11	AAU5918	GASKET plug	1
12	AAU4119	GASKET main cover	1
13	27H1055	SCREW	2
14	27H1045	WASHER spring	2
		) Fixing main cover	
15	ABU1498	SOLENOID complete	1
16	AAU4105	SCREW adjusting	1
17	AAU5827	NUT lock	1
18	AAU4094	SCREW	2
19	7H566	WASHER spring	2
		) Fixing solenoid	
20	ABU1478	ROD valve	1
21	ABU1495	CIRCLIP	1
22	ABU1484	SEAT valve	1
23	ABU1477	PLUNGER valve	1
24	ABU1479	SPRING valve	1
25	ABU1480	PLUG valve	1
26	AAU4110	WASHER for plug	1
27	AAU4091	SCREW air inlet	1
28	AAU4100	WASHER for air inlet screw	1
29	AAU4104	PLUG valve end closing	1
30	AAU5781	ADAPTER air inlet	1
31	AAU4110	WASHER for valve plug and adapter	2
32	AAU4111	ADAPTER air outlet	1
33	AMK1136	WASHER for adapter	1

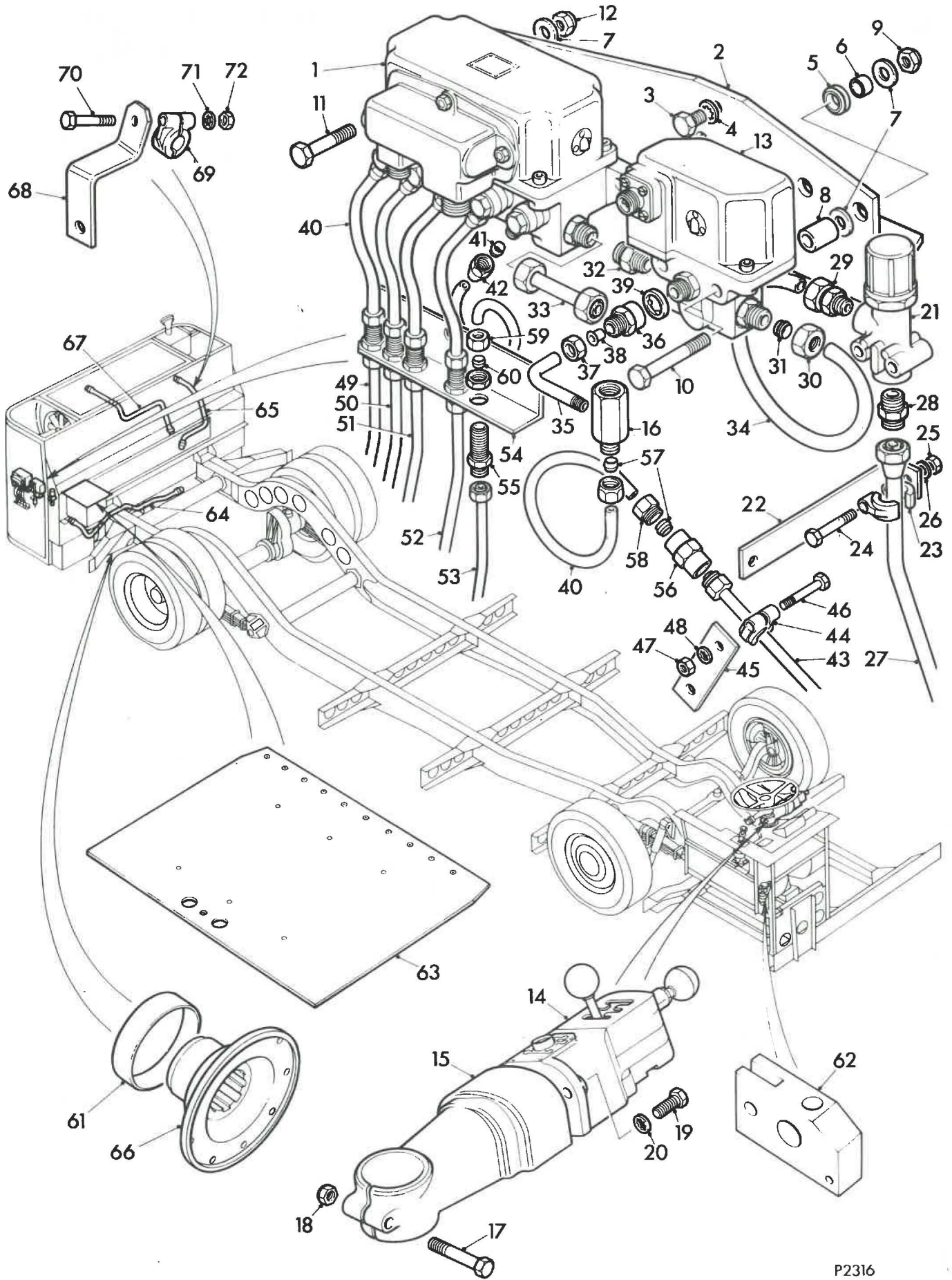


Illus. ref.	Part	Description	Quantity per unit
Sub Group C.12A			
SEMI-AUTOMATIC CHANGE SPEED UNIT			
1	AAAL0692 276A-21	UNIT electro pneumatic - Butec ) UNIT electro pneumatic - CAV )	1 1
2	112VRC	PLATE mounting for electro pneumatic valves	1
3	UCS106/6S	SCREW	3
4	1220	WASHER 3/8" Shakeproof	3
5	228LDL	GROMMET rubber )	5
6	248REC/1	SLEEVE for grommet )	5
7	BS3410	WASHER 3/8" Shakeproof )	10
8	221VRU	DISTANCE PIECE )	2
9	NP/F129/11/0	LOCKNUT )	2
10	UCB106/30S	BOLT )	2
11	UCB106/16S	BOLT )	3
12	NP/N129/11/0	LOCKNUT )	3
13	10904466	VALVE unit electro pneumatic 1 way	1
14	275/44	SELECTOR gear SCG list No. 5000078	1
15	26RES	BRACKET for selector switch	1
16	210VRC	ADAPTER for switch	1
17	UCB105/20S	BOLT	1
18	PP/N106/11/0	LOCKNUT	1
19	UFS105/8S	SETSCREW	2
20	1218	WASHER 5/16" Shakeproof	2
21	295137	VALVE pressure limiting Westinghouse	1
22	222MWL	BRACKET clip support )	2
23	50/VU/5	CLIP 3/8" pillar )	2
24	UCB104/14S	BOLT )	1
25	UCN104	NUT grade 1 )	1
26	1214	WASHER 1/4" Shakeproof )	1
27	211VRC	PIPE air bulkhead connection to limiting valve	1
28	WS43/24/167	ADAPTER stud limiting valve inlet	1
29	N43/24/165	ADAPTER stud limiting valve outlet Simplifix	1
30	N125/24	NUT ) Simplifix electro pneumatic	2
31	N101/24	OLIVE ) valve inlets	2
32	N43/24/241	ADAPTER stud Simplifix single electro pneumatic valve	1

Illus. ref.	Part	Description	Quantity per unit
33		TUBE nylon 3/8" o.d x 3.1/2" nylon 11 valve to valve	1
34		TUBE nylon 3/8" o.d x 9.3/4" limiting valve to electro pneumatic valve	1
35	54231S	PIPE air SCG Ltd	1
36	M80/D/2	ADAPTER stud Drallim	1
37	L120B	NUT captive seal Drallim	1
38	No.430C	INSERT pipe Drallim	1
39	No. 5	WASHER Dowty Selon	1
40		TUBE nylon .250"/245" o.d x .195/.190" i.d for 1st 2nd 3rd 4th and 5th speeds and light switch to reverse	) )as reqd )
41	RMD	FERRULE nitex	5
42	GUND2	NUT nitex	5
43	630VRS	PIPE air gearbox reverse speed	1
44	259LDD	CLIP pillar	2
45	322RED	BRACKET clip	1
46	UCB104/14S	BOLT	1
47	UCN104	NUT grade 1	1
48	1214	WASHER 1/4" Shakeproof	1
49	114VRC	PIPE air gearbox 1st speed	1
50	115VRC	PIPE air gearbox 2nd speed	1
51	116VRC	PIPE air gearbox 3rd speed	1
52	118VRC	PIPE air gearbox 4th speed	1
53	117VRC	PIPE air gearbox 5th speed	1
54	212VRC	BRACKET for gearbox air pipes	1
55	D400/16/16	FITTING bulkhead Simplifix	5
56	34.0007.04	CONNECTOR tube Enots	1
57	34.0278.04	SLEEVE tubing Enots	2
58	34.0279.04	NUT tubing Enots	2
59	N125/16	NUT Simplifix	5
60	N101/16	OLIVE Simplifix	5
61	315VRS	SEAL oil dust shield pinion	1
62	340VRK	LEVER accelerator control	1
63	290VRR	COVER junction box	1
64	419VRH	PIPE air-line union to Z-member	1
65	11VRH	PIPE air flexible connection to flexible connection - Leyland	1
66	196RES/1	FLANGE for output shaft	1
67	119VRH	PIPE air flexible connectors to flexible connection - Gardner	1

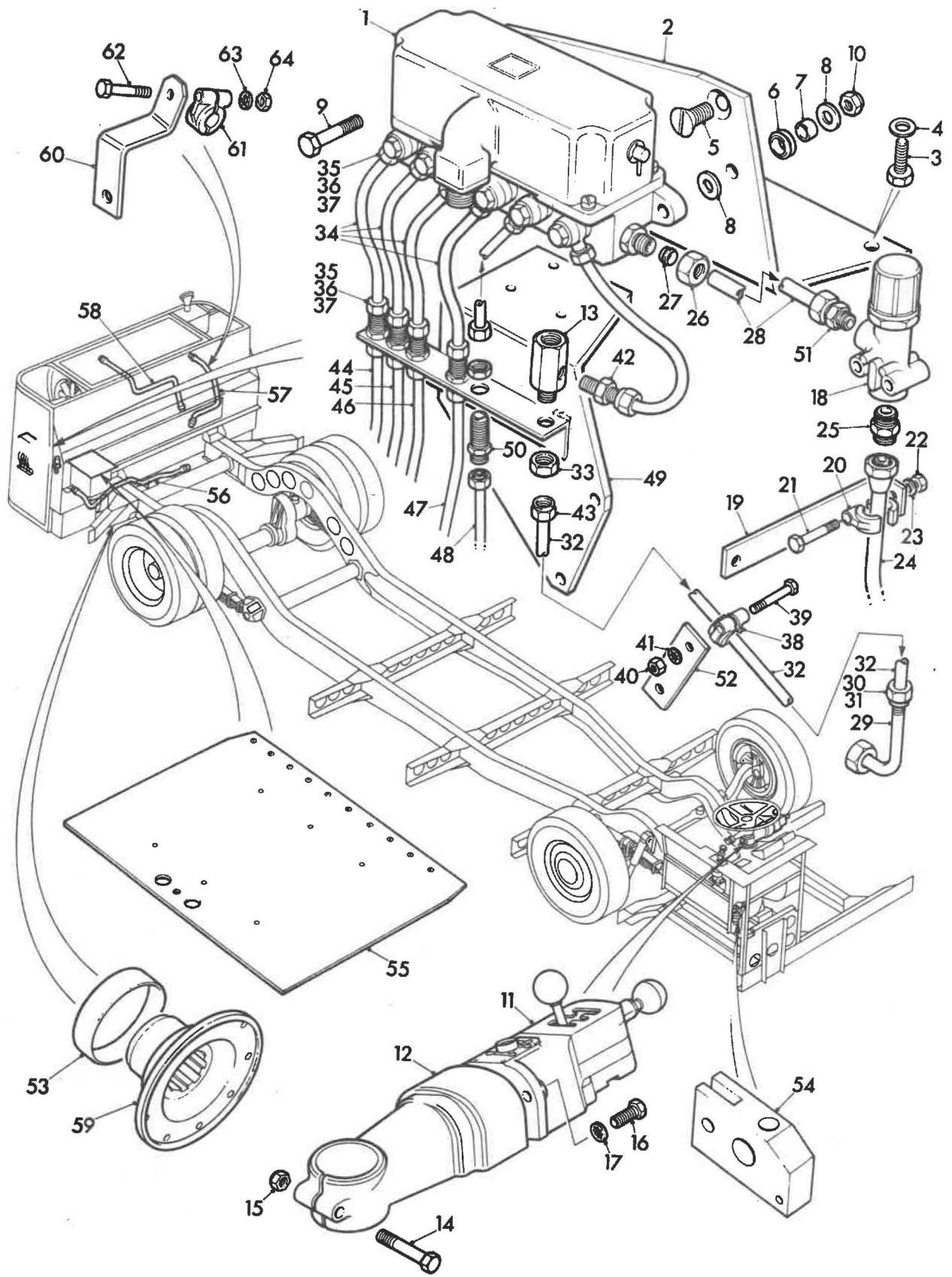


Illus. ref.	Part	Description	Quantity per unit
68	306VRU	BRACKET for pipe clips	1
69	50VU/5	PILLAR clip	4
70	UCB104/14S	BOLT	2
71	1214	WASHER 1/4" Shakeproof	2
72	UCN104	NUT grade 1	2



Illust. ref.	Part	Description	Quantity per unit
Sub Group C.12A			
SEMI-AUTOMATIC CHANGE SPEED UNIT			
1	* 276A/22	UNIT electro pneumatic CAV (6 way)	1
2	120VRC	PLATE mounting for electro pneumatic valve	1
3	UCS106/6S	SCREW	2
4	1220	WASHER 3/8" Shakeproof	2
5	3/8"x3/4"UNC	SCREW csk. head mounting plate	1
6	228LDL	GROMMET rubber	4
7	248REC/1	SLEEVE for grommet	4
8	BS3410	WASHER 3/8" plain	8
9	UCB106/16S	BOLT	1
10	NP/F129/ 11/0	NUT Cleveloc	1
11	275/44	SELECTOR GEAR S.C.G List No 5000078	1
12	26RES	BRACKET for selector switch	1
13	231VRC	ADAPTER for switch	1
14	UCB105/20S	BOLT	1
15	PP/N106/ 11/0	NUT nyloc	1
16	UFS105/8S	SETSCREW	2
17	1218	WASHER Shakeproof	2
18	277144	VALVE pressure limiting Westinghouse 80 p.s.i	1
19	222MWL	BRACKET clip support )	1
20	50VU/5	CLIP 3/8" pillar )Limiting valve	2
21	UCB104/14S	BOLT )inlet pipe to	1
22	UCN104	NUT Grade 1 )engine enclosure	1
23	1214	WASHER 1/4" Shakeproof)	1
24	211VRC	PIPE air bulkhead connection to limiting valve	1
25	WS43/24/ 167	Adapter stud limiting valve inlet	1
26	N125/24	NUT )	1
27	N101/24	OLIVE ) Electro pneumatic valve inlet	1
28		TUBE nylon 3/8" o/dia x 14.1/2" long limiting valve to electro pneumatic valve	1
29	54231S	PIPE air S.C.G. Ltd	1
30	L120B	NUT captive seal Drallim	1
* NOTE: SEE END OF SECTION FOR BREAKDOWN			

Illust. ref.	Part	Description	Quantity per unit
31	N0340C	INSERT pipe Drallim	1
32	353VRS	PIPE air gearbox reverse speed	1
33	34/0223/01	LOCKNUT Enots	1
34		TUBE nylon .250"/245" o/dx .195"/190 i/d) for 1st, 2nd, 3rd, 4th & 5th speeds and light switch to reverse )	Supplied in lengths as reqd
35	N125/16	NUT Simplifix	11
36	N101/16	OLIVE Simplifix	11
37	N0340C	INSERT pipe Drallim	11
38	259LDD	CLIP pillar	2
39	UCB104/14S	BOLT	1
40	UCN104	NUT Grade 1	1
41	1214	WASHER 1/4" Shakeproof	1
42	L70/B/9	COUPLING stud Drallim	1
43	L120B	NUT captive seal Drallim	7
44	114VRC	PIPE air gearbox 1st speed	1
45	115VRC	PIPE air gearbox 2nd speed	1
46	116VRC	PIPE air gearbox 3rd speed	1
47	118VRC	PIPE air gearbox 4th speed	1
48	117VRC	PIPE air gearbox 5th speed	1
49	651VRS	BRACKET gearbox air pipes	1
50	D400/16/16	FITTING bulkhead - Simplifix, less 1, Nut D125/16 1 Ferrule D101/16 & 1 anti friction washer D100/16	5
51	N43/24/165	ADAPTER stud - limiting valve outlet simplifix	1
52	322RED	BRACKET clip	1
53	315VRS	SEAL oil dust shield pinion	1
54	340VRK	LEVER accelerator control	1
55	290VRR	COVER junction box	1
56	419VRH	PIPE air line untion to Z-member	1
57	11VRH	PIPE air flexible connection to flexible connection Leyland Engine	1
58	119VRH	PIPE air flexible connection to flexible connection Gardner Engine	1
59	196RES/1	FLANGE for output shaft	1
60	306VRU	BRACKET for pipe clips )	1
61	50VU/5	CLIP pillar )	4
62	UCB104/14S	BOLT ) Leyland engine	2
63	1214	WASHER 1/4" Shakeproof )	2
64	UCN104	NUT Grade 1 )	2



P2316



UP TO SL3 1742

Illus. ref.	Part	Description	Quantity per unit
		Sub Group D.1	
		REAR AXLE UNIT	
		CASING GROUP MA 33	
1	273VRM/1	CASING axle and tube sub assembly offside	1
2	UCSD06/13	STUD	23
3	264LDM	BREATHER for rear axle	1
4		WASHER Dowty Selon No. 7	1
5	222VRM	COVER for shaft withdrawal hole	1
6	UCS106/7S	SCREW	4
7	1220	WASHER 3/8" Shakeproof	4
8	223VRM	JOINT for shaft withdrawal hole cover	1
9	157VRM	COVER for rear axle casing sub assembly offside	1
10	15VRM/1	COVER for rear axle casing offside	1
11	UCN106	NUT grade 1	23
12	1220	WASHER 3/8" Shakeproof	23
13	204VRM	STUD for bearing cap	8
14	UFN110	NUT grade 1	8
15	109VRM	CAP for rear axle cover	1
16	158VRM	CAP for rear axle cover offside	1
17	159VRM	CAP for rear axle cover offside	1
18	205VRM	WASHER tab	8
19	276LSM	DOWEL	2
20	274VRM/1	CASING axle and tube sub assembly nearside	1
21	UCSD06/13	STUD	19
22		PLUG brass 1/8" gas Rotherham No. 8	1
23		WASHER Dowty Selon No. 13	1
24	119VRM	COVER for rear axle casing sub assembly nearside	1
25	13VRM/1	COVER for rear axle casing nearside	1
26	UCN106	NUT grade 1	19
27	1220	WASHER 3/8" Shakeproof	19
28	204VRM	STUD for bearing cap	6
29	UFN110	NUT grade 1	6
30	109VRM	CAP for rear axle cover	2
31	205VRM	WASHER tab	6
32	276LSM	DOWEL	2
33	184VRM	FILLER oil for axle case	1
34	203VRM	JOINT for oil filler	1

Illus. ref.	Part	Description	Quantity per unit
35	UCS105/6S	SCREW	4
36	1218	WASHER 5/16" Shakeproof	4
37	296LDM	CAP for oil filler	1
38	5AM	WASHER for oil filler cap	1
39	212VRM	DIPSTICK for rear axle	1
40	295LDM	CLIP for dipstick	1
41		SETSCREW 2 B.A. x 3/8"	2
42	1210	WASHER 3/16" Shakeproof	2
43	201VRM/1	COLLAR for axle tube	2
44	328LDM	BUSH for oil return nearside	1
45	329LDM	BUSH for oil return offside	1
46	38VRM/1	BEAM for rear axle	1
47	1228	WASHER 5/8" Shakeproof	20
48	UCSD10/20R	STUD	20
49	UCN110	NUT grade 1	20
50	268VRM	DOWEL	2
51	280VRM	PLATE wearing	1
52	740AVW	WASHER tab	2
BRAKE GEAR GROUP MC18 MJ10			
53	153VRM	SHOE brake rear leading sub assembly	2
54	10VRM	SHOE brake rear leading	2
55	150VRM/D/242	LINER for brake shoe	2
56	151VRM/D/242	LINER for brake shoe leading	2
57	20DU16	BUSH Glacier	4
58	L12	RIVET brass to BS 3575	44
59	155VRM	SHOE brake rear trailing sub assembly	2
60	11VRM	SHOE brake rear trailing	2
61	149VRM/D/242	LINER for brake shoe trailing	2
62	150VRM/D/242	LINER for brake shoe	2
63	20DU16	BUSH Glacier	4
64	L12	RIVET brass to BS 3575	48
53	154VRM	SHOE brake rear leading sub assembly (alternative to 153VRM)	2
54	10VRM	SHOE brake rear leading	2
55	150VRM/F/AM14	LINER for brake shoe	2
56	151VRM/F/AM14	LINER for brake shoe leading	2
57	20DU16	BUSH Glacier	4
58	L12	RIVET brass to BS3575	44
59	156VRM	SHOE brake rear trailing sub assembly (alternative to 155VRM)	2
60	11VRM	SHOE brake rear trailing	2

Illus. ref.	Part	Description	Quantity per unit
61	<del>149VRM/F/</del> <del>AM14</del>	LINER for brake shoe trailing	2
62	<del>150VRM/F/</del> <del>AM14</del>	LINER for brake shoe	2
63	20DU16	BUSH Glacier	4
64	L12	RIVET brass to BS3575	48
65	202VRE	BRACKET for eccentric pin	4
66	203VRE	BRACKET for eccentric pin	4
67	267VRM	PIN eccentric	4
68	266VRM	LOCKNUT for eccentric pin	4
69	205VRE	ROLLER brake cam	4
70	228VRE	BOLT for eccentric pin bracket	4
71	UCN407	NUT grade 1	4
72		SPLIT PIN 3/32" x 1.1/2"	4
73	UCSD04/8R	STUD	8
74	UCN104	NUT grade 1	8
75	1214	WASHER 1/4" Shakeproof	8
76	UFN210	LOCKNUT grade 1	4
77	117VRM	BRACKET support for rear brake cam	2
78	UCS108/10	SETSCREW ) Bracket for brake	2
79	1224	WASHER 1/2" Shakeproof ) cam to axle casing	4
80	12VRM	BRACKET anchor for rear brake	2
81	4816WB2432	BUSH Glacier	4
82	243VRE/1	BOLT )Anchor	16
83	NP/NI69/-	LOCKNUT )bracket to	16
84	BS3410	WASHER 1/2" plain table 3 light gauge)axle casing	16
85	16VRM/1	CAM brake rear nearside	1
85	17VRM/1	CAM brake rear offside	1
86	209VRE	WASHER felt retaining	2
87	208VRE	WASHER felt	2
88	227STM	WASHER felt	2
89	214VRE	DISTANCE PIECE for brake cam	2
90	UFN410	NUT grade 1	2
91		SPLIT PIN 5/32" x 2" overall	2
92	211VRM	PIN anchor for brake shoe	4
93	362LDM	PLATE locking for brake shoe	2
94	UCS106/5S	SETSCREW	2
95	364LDM	WASHER tab	2
96	129VRM/1	SPRING pull-off rear brake	2
97	230VRM	PIN spring anchor	4

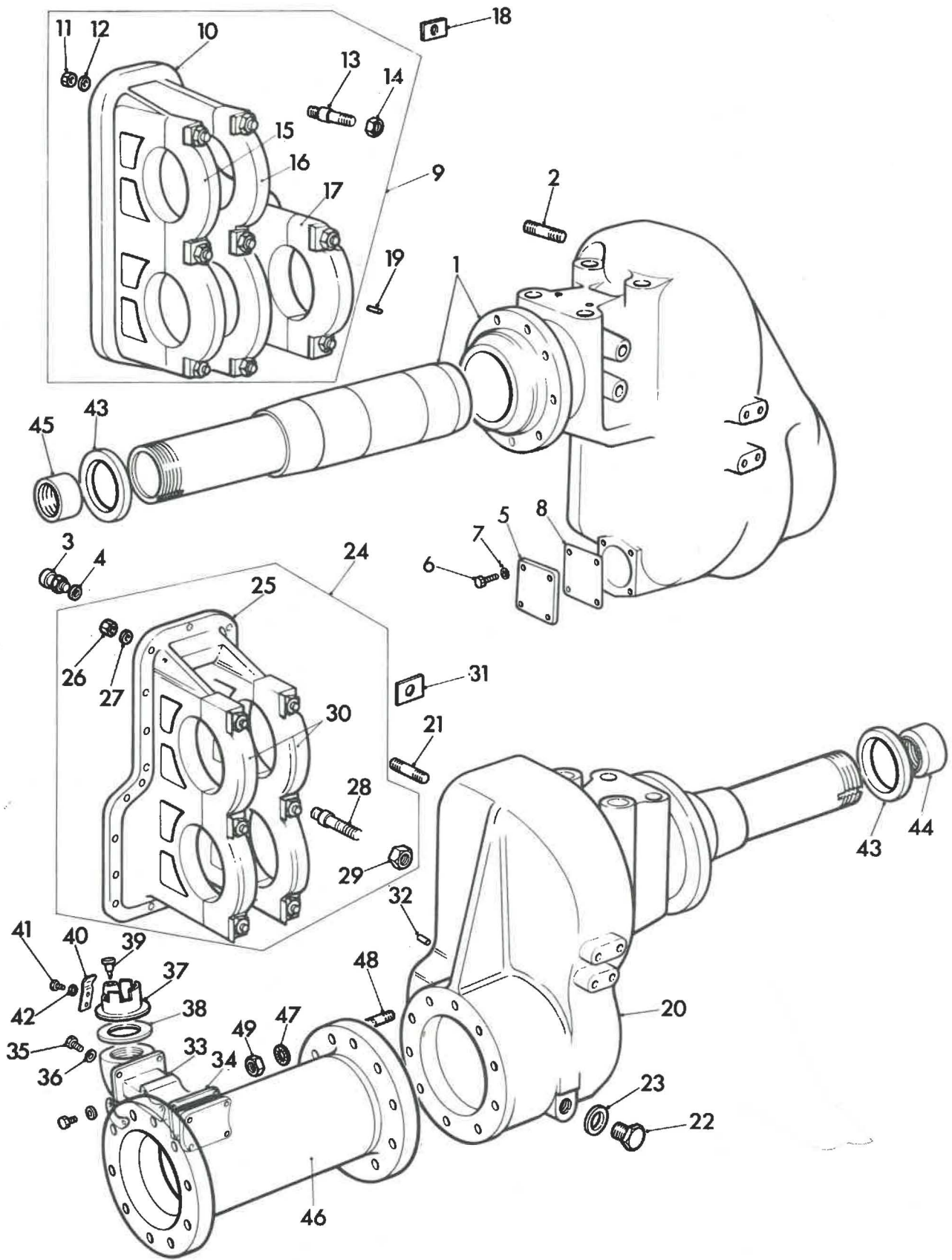
Illus. ref.	Part	Description	Quantity per unit
98	219VRM/1	TUBE grease for rear brake cam	2
99	210VRE	SEAL for brake cam	4
100	NB5962	NIPPLE 1/8" B.S.P. Tecalemit	2
101		SLACK ADJUSTER automatic right hand SAB Part No. 512	1
101		SLACK ADJUSTER automatic left hand SAB Part No. 511	1
102	NB5962	NIPPLE 1/8" B.S.P. Tecalemit	2
103	239VRM	BRACKET anchor for slack adjuster offside	1
103	240VRM	BRACKET anchor for slack adjuster nearside	1
104	B53410	WASHER 1/2" plain table 3 heavy gauge	2
105	UCS108/12S	SETSCREW	2
REAR HUB GROUP MD24			
106	8VRM/1	HUB rear	2
107		BEARING taper roller Timken No. HM218248 HM218210	4
108	275VRM	NUT locking for outer bearing	2
109	235VRM	NUT locking for outer bearing	2
110	236VRM	WASHER for hub outer bearing	2
111	MB18	WASHERS locknut wheel bearing - Skefco	2
112		PLUG 1/4" gas Rotherham No. 2	2
113		WASHER fibre 3/4" o/d x 17/32" i.d. x 1/16"	2
114		SEAL oil Weston Part No. W60042575	2
115	201LDM	STUD for driving shaft	12
116	UFN110	NUT grade 1	12
117	1228	WASHER 5/8" Shakeproof	12
118	215REM/2	STUD for wheel disc right hand offside	10
118	216REM/2	STUD for wheel disc left hand nearside	10
119	5VRM/1	DRUM brake rear	2
120	172VRM	SHIELD oil for brake drum	2
121	UCS105/4S	SETSCREW	16
122	279VRM	WASHER tab for oil shield	16
123	29VRM	DOG driving for rear wheel	2
124	30VRM	SHAFT drive	2
125	271VRM	PLATE cover for driving dog	2
126	272VRM	RING retaining for drive shaft	2
127	271QM	JOINT for cover plate	2
128	BS3673	CIRCLIP No. B0500	2
129	120QM/1	JOINT for rear wheel driving shaft	2
130	213REE	NAMEPLATE for wheel hub cap	2
131		SCREW 7/16" UNC countersunk head x 1" long	4
132	1522	WASHER 7/16" Shakeproof countersunk	4

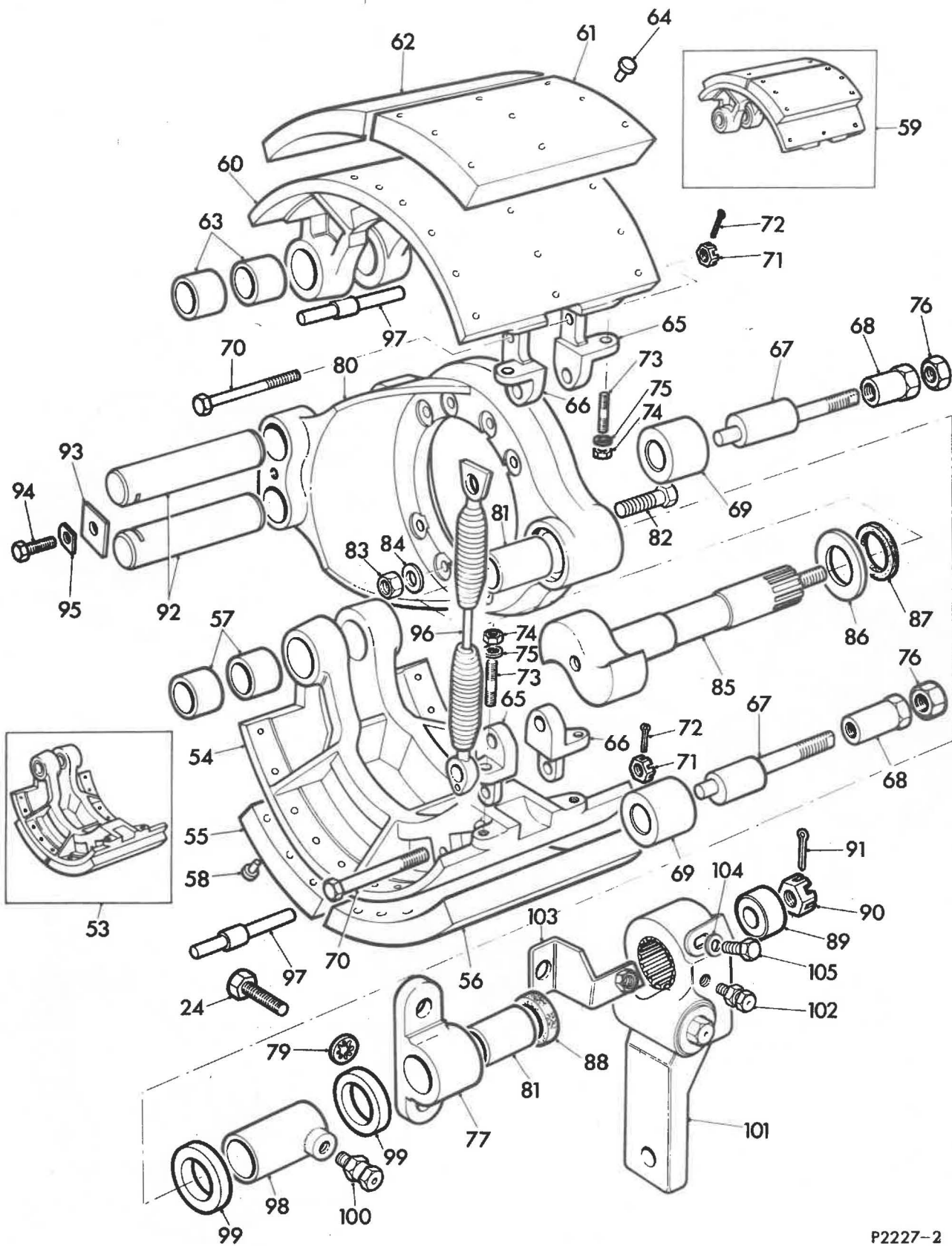
Illus. ref.	Part	Description	Quantity per unit
FINAL DRIVE GROUP MG25			
133	184LDM/1	CROSS-PIECE for differential pinions	1
134	268LDM	PINION differential	4
135	215LDM	WASHER thrust for differential pinions	4
136	175LDM	WHEEL bevel differential	1
137	217LDM	BUSH for differential bevel wheel	1
138	139VRM	WHEEL bevel differential	1
139	202VRM/1	WASHER for differential bevel wheel	1
140	210VRM	WASHER tab for differential bevel wheel	1
141	UFN214	NUT grade 1	1
142	216LDM/1	WASHER thrust for differential bevel wheel	1
143	253LDM	DOWEL for thrust washer	2
144	NB4024	BEARING Torrington - Type DC regular roller series	1
145	123VRM	CAGE differential sub assembly	1
146	215VRM	BOLT for differential cage	8
147	213VRM	NUT for differential cage	12
148		BEARING taper roller 497/493 - 3.3750" x 5.3750" x 1.1875" (Timken)	1
149		BEARING taper roller 42381 - 42584 3.8125" x 5.8437" x 1.125" (Timken)	1
150	214VRM	WASHER tab for differential cage	6
151	216VRM	BOLT for differential cage	4
152	174VRM	PINION spur offside	1
153	173VRM	WHEEL spur	1
154	177VRM	WHEEL spiral bevel )Use in pairs with 5.26:1 and	1
154	179VRM	PINION spiral bevel )4.79:1 axle ratios	1
155	176VRM	WHEEL spiral bevel )Use in pairs with 4.25:1 and	1
155	178VRM	PINION spiral bevel )3.82:1 axle ratios	1
156		BEARING roller rigid 75 mm x 130 mm x 25 mm double-lip inner race single lip outer race FIT P117/2	3
157	206VRM	SHIM .015" thick )	) as reqd
157	207VRM	SHIM .016" thick ) For bearing	
157	208VRM	SHIM .018" thick ) bevel wheel	
157	209VRM	SHIM .020" thick )	
158	281VRM	NUT for differential bearing	1
159	234LSM	PLATE locking for differential nut	1
160	UCS104/5S	SETSCREW	2
161	232VRM	BOLT for spiral bevel wheel	12
162		WIRE locking 16BG x 4'0"	as reqd

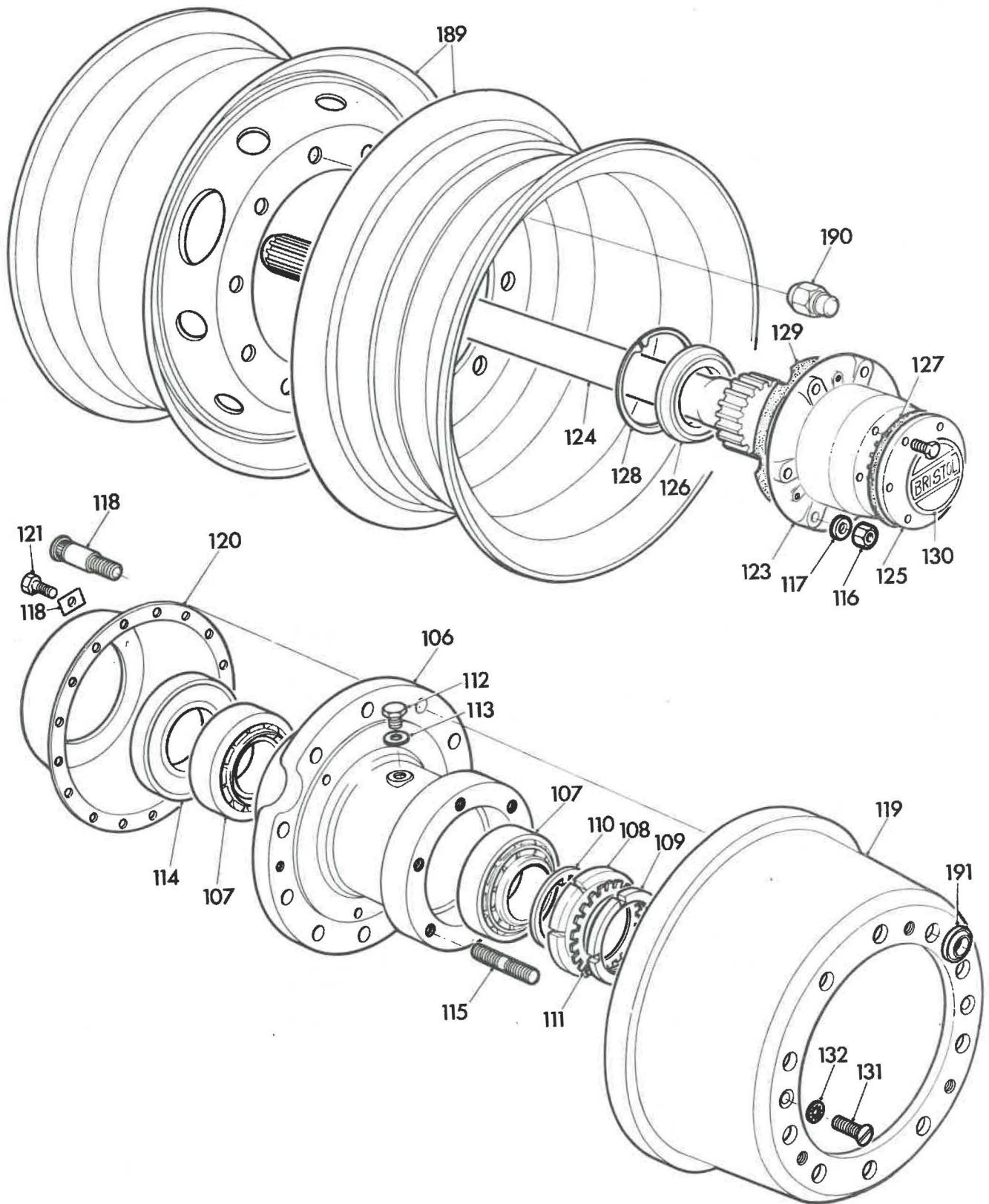


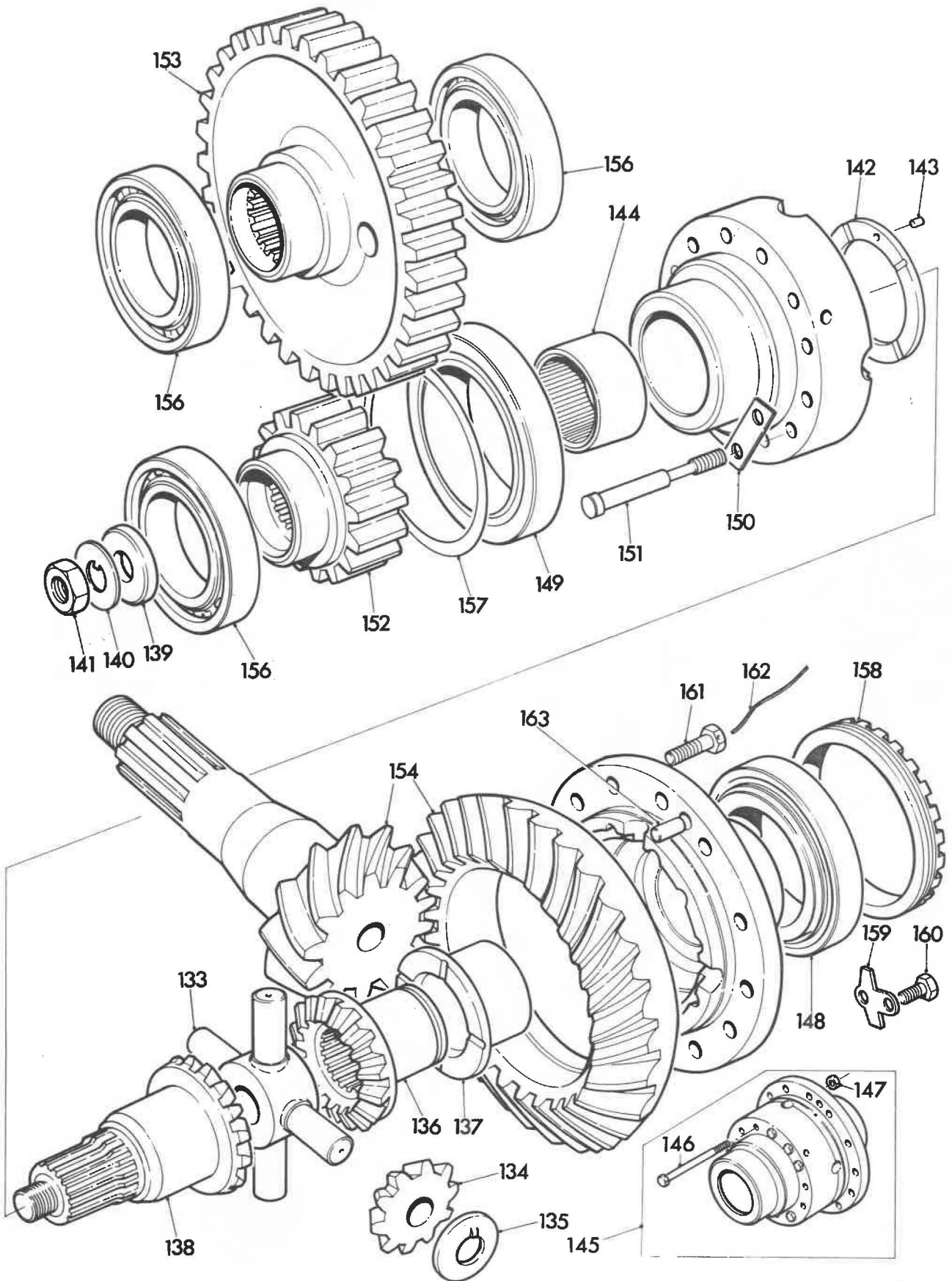
Illus. ref.	Part	Description	Quantity per unit
163	55FM	DOWEL for spiral bevel wheel	2
164		BEARING taper roller H414245X - H414210 2.687" x 5.375" x 1.625"	1
165	206VRE	DISTANCE PIECE for spiral bevel pinion bearings	1
(	295LDE	SHIM .004" thick )	) as reqd
(	296LDE	SHIM .010" thick )	
166	297LDE	SHIM .020" thick ) For bearing	
(	298LDE	SHIM .040" thick ) bevel pinion	
(	246VRE	SHIM .015" thick )	
167		BEARING taper roller 3780 - 3720 2.000" x 3.6728" x 1.1875"	1
168	23VRM	HOUSING for spiral bevel pinion bearings	1
(	224VRM	SHIM .015" thick )	) as reqd
(	225VRM	SHIM .016" thick )	
169	226VRM	SHIM .018" thick ) For bearing	
(	227VRM	SHIM .020" thick ) housing	
(	278VRM	SHIM .007" thick )	
170	UCSD08/16	STUD	5
171	UCN108	NUT grade 1	5
172	1224	WASHER 1/2" Shakeproof	5
173	113LDM	HOUSING oil seal	1
174	236LDS	SEAL oil	2
175	252LDM	DISTANCE PIECE for oil seal	1
176	UCS105/6S	SCREW	6
177	1218	WASHER 5/16" Shakeproof	6
178	RP19/2	PLUG grease 1/4" B.S.P.	1
179		WASHER Dowty Selon No. 5	1
180	269LDM	SHIELD dust for pinion oil seal	1
181	108LDS/3	FLANGE for spiral bevel pinion	1
182	241MWM	WASHER tab for spiral bevel pinion nut	1
183	358LDM	NUT for spiral bevel pinion flange	1
184	245VRM	SCREW shoulder	1
185	175VRM	PINION spur nearside	1
186	173VRM	WHEEL spur	1
187		BEARING roller rigid 75 mm/130 mm x 25 mm double lip inner single lip outer FIT P117/2	4
188	112VRM/1	SHAFT connecting	1

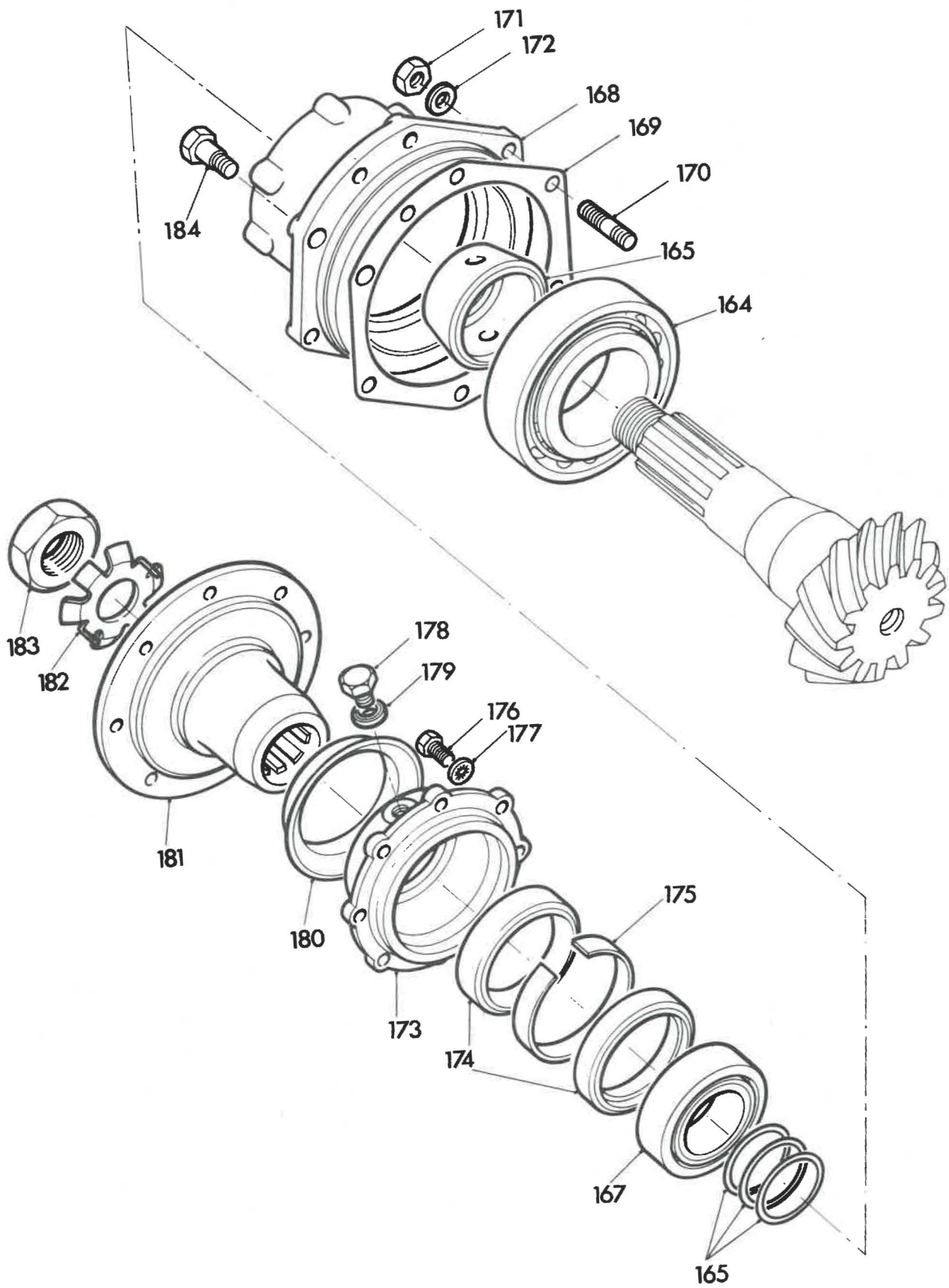
Illus. ref.	Part	Description	Quantity per unit
		WHEEL DISC GROUP ME15	
(	111VRE	DISC wheel (3B - 7.50" x 20" 6.30" offset for 11.00 tubed tyres)	4
(	120VRE	DISC wheel (3B - 7.0" x 20" 6.00" offset for 10.00 tubed tyres)	4
(	121VRE	DISC wheel (6.75" x 22.5" 5.5" offset for 10 x 22.5" tubeless tyres)	4
(	122VRE	DISC wheel (7.50" x 22.5" 6.00" offset for 11 x 22.5" tubeless tyres)	4
189 (	135VRE	DISC wheel B7.5" x 20" for 11.00" tubed tyres	4
(	134VRE	DISC wheel B7.0" x 20" for 10.00 tubed tyres	4
(	133VRE	DISC wheel 7.50" x 22.5" for 11" x 22.5" tubeless tyres	4
190	56QE/2	NUT for wheel disc right hand	10
190	57QE/2	NUT for wheel disc left hand	10
191	51QE	OLIVE for wheel disc	20

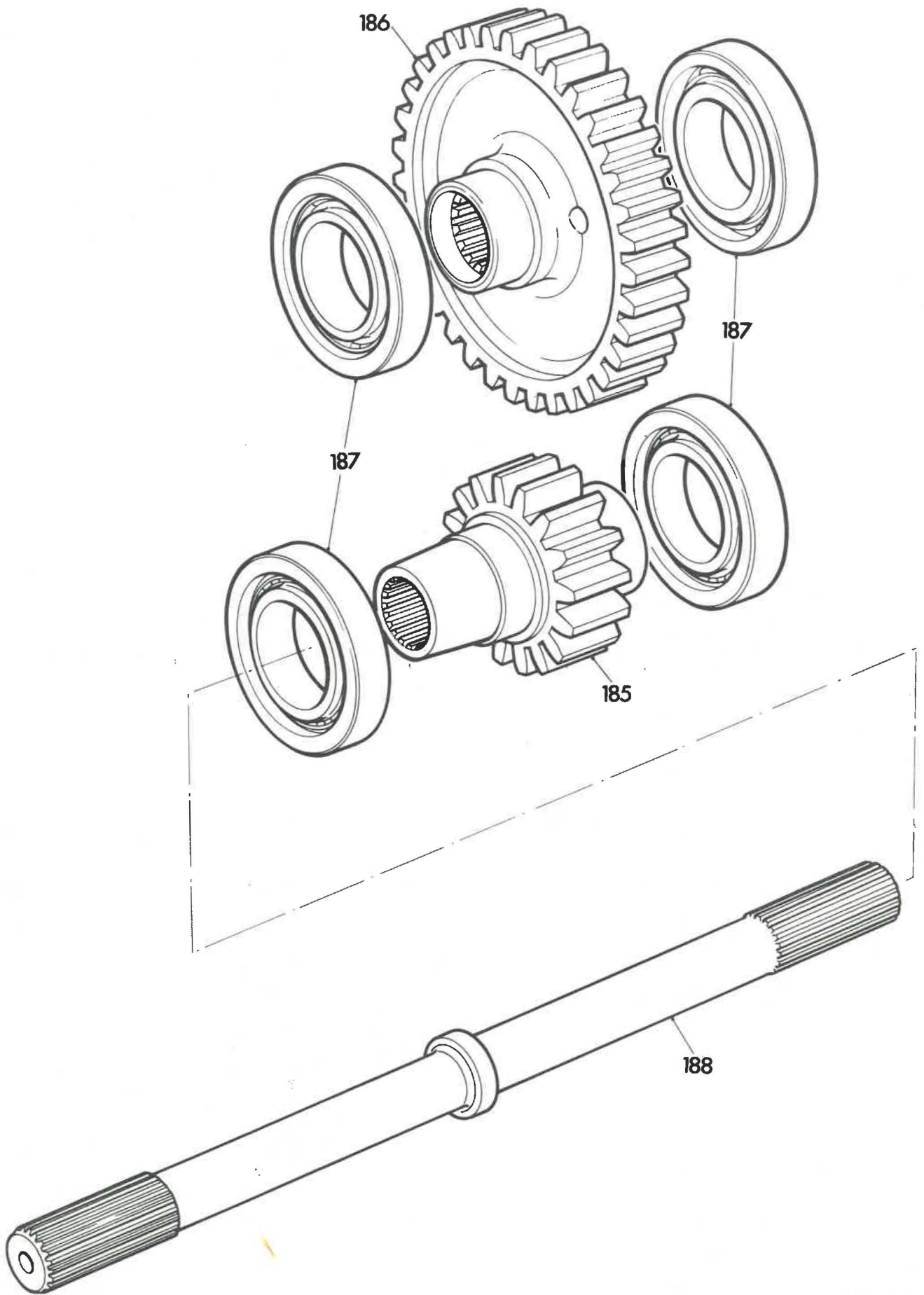












FROM SL3 1742

Illus. ref.	Part	Description	Quantity per unit
		Sub Group D.1	
		REAR AXLE UNIT	
		CASING GROUP UNIT MA36	
1	45VRM	CASING axle and tube assembly offside	2
2	201VRM/1	COLLAR for axle tube	2
3	328LDM	BUSH oil return nearside	1
4	329LDM	BUSH oil return offside	1
5	39VRM	CASING axle right hand inner	1
6	193VRM	STUD 12 mm	6
7	194VRM	STUD 16 mm	7
8		PLUG brass 1" B.S.P. Rotherham No. 8 ) Drain	1
9		WASHER Dowty Selon No. 13 )	1
10	189VRM	DOWEL right and left hand inner casings	6
11	191VRM	DOWEL ) For axle beam	2
12	192VRM	DOWEL )	2
13	40VRM	CASING axle left hand inner	1
14	193VRM	STUD 12 mm	6
15	195VRM	STUD 16 mm	4
16	1 21975	PLUG brass 1" B.S.P. Rotherham No. 8	1
17		WASHER Dowty Selon No. 13	1
18	264LDM	BREATHER	1
19	RP31/6	WASHER copper/asbestos	1
20	43VRM	HOUSING differential bearing	1
21	42VRM	BEAM rear axle	1
22	BH112301	BOLT 12 mm x 150 mm	7
23	BH112321	BOLT 12 mm x 160	7
24	BH116181	BOLT 16 mm x 90 mm	4
25	BH116241	BOLT 16 mm x 120 mm	2
26	BH116361	BOLT 16 mm x 180 mm	6
27	NH112041	NUT 12 mm	26
28	NH116041	NUT 16 mm	23
29	WF112001	WASHER 12 mm Shakeproof	26
30	WF116001	WASHER 16 mm Shakeproof	23
31	SA110251	SCREW 10 mm slotted csk. head	4
32	184 VRM	FILLER oil axle case	1

Illus. ref.	Part	Description	Quantity per unit
33	296LDM	CAP oil filler	1
34	5AM	WASHER for oil filler cap	1
35	203VRM	JOINT oil filler to case	1
36	280VRM	PLATE wearing	1
37	UCS105/65	SCREW	2
38	740AVW	WASHER tab	2
39	212VRM	DIPSTICK rear axle	1
40	295LDM	CLIP for dipstick	1
41		SETSCREW 2 B.A. x 3/8"	2
42	WF702101	WASHER 3/16" Shakeproof 1210	2
43	SH108201	SCREW 8 mm x 20 mm	4
44	WF108001	WASHER 8 mm Shakeproof	4
	902AVW	PLUG blanking 1.1/2" B.S.P. (for axle case 45VRM)	2
	900AVW	PLUG blanking 3/4" B.S.P. (for axle case 39VRM)	1
<b>BRAKE GEAR GROUP MC18 MJ10</b>			
53	153VRM	SHOE brake rear leading sub assembly	2
54	10VRM	SHOE brake rear leading	2
55	150VRM/D/242	LINER for brake shoe	2
56	151VRM/D/242	LINER for brake shoe leading	2
57	20DU16	BUSH Glacier	4
58	L12	RIVET brass to BS 3575	44
59	155VRM	SHOE brake rear trailing sub assembly	2
60	11VRM	SHOE brake rear trailing	2
61	149VRM/D/242	LINER for brake shoe trailing	2
62	150VRM/D/242	LINER for brake shoe	2
63	20DU16	BUSH Glacier	4
64	L12	RIVET brass to BS 3575	48
53	154VRM	SHOE brake rear leading sub assembly (alternative to 153VRM)	2
54	10VRM	SHOE brake rear leading	2
55	150VRM/F/AM14	LINER for brake shoe	2
56	151VRM/F/AM14	LINER for brake shoe leading	2
57	20DU16	BUSH Glacier	4
58	L12	RIVET brass to BS3575	44
59	156VRM	SHOE brake rear trailing sub assembly (alternative to 155VRM)	2
60	11VRM	SHOE brake rear trailing	2

Illus. ref.	Part	Description	Quantity per unit
61	149VRM/F/ AM14	LINER for brake shoe trailing	2
62	150VRM/F/ AM14	LINER for brake shoe	2
63	20DU16	BUSH Glacier	4
64	L12	RIVET brass to BS3575	48
65	202VRE	BRACKET for eccentric pin	4
66	203VRE	BRACKET for eccentric pin	4
67	267VRM	PIN eccentric	4
68	266VRM	LOCKNUT for eccentric pin	4
69	205VRE	ROLLER brake cam	4
70	228VRE	BOLT for eccentric pin bracket	4
71	UCN407	NUT grade 1	4
72		SPLIT PIN 3/32" x 1.1/2"	4
73	UCSD04/8R	STUD	8
74	UCN104	NUT grade 1	8
75	1214	WASHER 1/4" Shakeproof	8
76	UFN210	LOCKNUT grade 1	4
77	117VRM	BRACKET support for rear brake cam	2
78	SH112301	SETSCREW 12mm x 30 mm ) Bracket for brake	2
79	1224	WASHER 1/2" Shakeproof ) cam to axle casing	4
80	12VRM	BRACKET anchor for rear brake	2
81	4816WB2432	BUSH Glacier	4
82	243VRE/1	BOLT )Anchor	16
83	NP/N169/-	NUT Cleveloc )bracket to	16
84	BS3410	WASHER 1/2" plain table 3 light gauge)axle casing	16
85	16VRM/2	CAM brake rear nearside	1
85	17VRM/2	CAM brake rear offside	1
86	209VRE	WASHER felt retaining	2
87	208VRE	WASHER felt	2
88	227STM	WASHER felt	2
89	214VRE	DISTANCE PIECE for brake cam	2
90	UFN410	NUT grade 1	2
91		SPLIT PIN 5/32" x 2" overall	2
92	211VRM	PIN anchor for brake shoe	4
93	362LDM	PLATE locking for brake shoe	2
94	UCS106/5S	SETSCREW	2
95	364LDM	WASHER tab	2
96	129VRM/1	SPRING pull-off rear brake	2
97	230VRM	PIN spring anchor	4



PL 301685

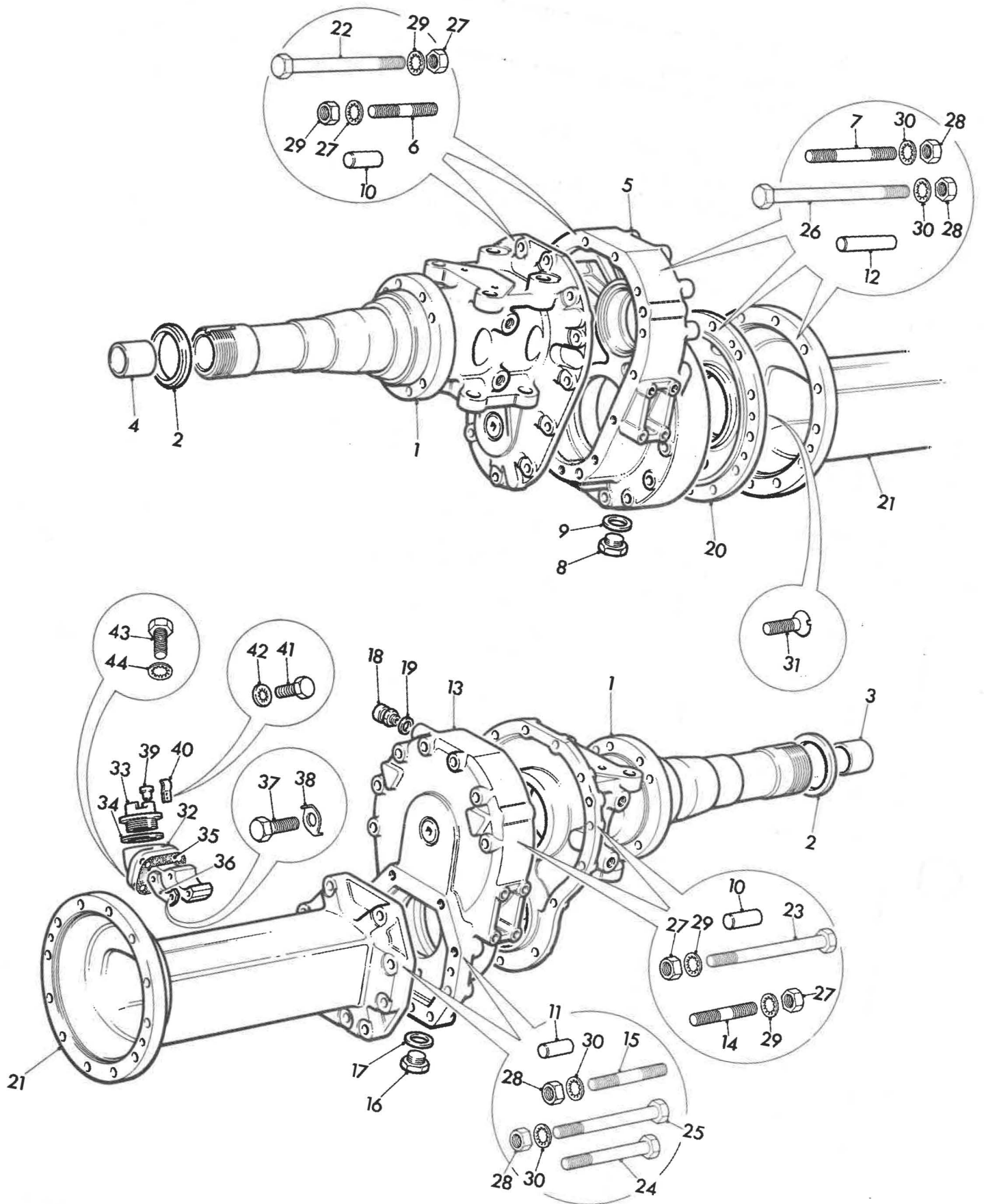
Illus. ref.	Part	Description	Quantity per unit
98	219VRM/1	TUBE grease for rear brake cam	2
99	210VRE	SEAL for brake cam	4
100	NB5962	NIPPLE 1/8" B.S.P. Tecaletmit	2
101		SLACK ADJUSTER automatic right hand SAB Part No. 512	1
101		SLACK ADJUSTER automatic left hand SAB Part No. 511	1
102	NB5962	NIPPLE 1/8" B.S.P. Tecaletmit	2
103	239VRM	BRACKET anchor for slack adjuster offside	1
103	240VRM	BRACKET anchor for slack adjuster nearside	1
104	B53410	WASHER 1/2" plain table 3 heavy gauge	2
105	UCS108/12S	SETSCREW	2
REAR HUB GROUP MD24			
106	8VRM/1	HUB rear	2
107		BEARING taper roller Timken No. HM218248 HM218210	4
108	275VRM	NUT locking for outer bearing	2
109	235VRM	NUT locking for outer bearing	2
110	236VRM	WASHER for hub outer bearing	2
111	MB18	WASHERS locknut wheel bearing - Skefco	2
112		PLUG 1/4" gas Rotherham No. 2	2
113		WASHER fibre 3/4" o/d x 17/32" i.d. x 1/16"	2
114		SEAL oil Weston Part No. W60042575	2
115	201LDM	STUD for driving shaft	12
116	UFN110	NUT grade 1	12
117	1228	WASHER 5/8" Shakeproof	12
118	215REM/2	STUD for wheel disc right hand offside	10
118	216REM/2	STUD for wheel disc left hand nearside	10
119	5VRM/1	DRUM brake rear	2
120	172VRM	SHIELD oil for brake drum	2
121	UCS105/4S	SETSCREW	16
122	279VRM	WASHER tab for oil shield	16
123	29VRM	DOG driving for rear wheel	2
124	30VRM	SHAFT drive	2
125	271VRM	PLATE cover for driving dog	2
125A	UCS106/6S	SCREW )Fixing cover plate	12
125B	1220	WASHER 3/8" dia )to driving dog	12
126	272VRM	RING retaining for drive shaft	2
127	271QM	JOINT for cover plate	2
128	B53673	CIRCLIP No. B0500	2
129	120QM/1	JOINT for rear wheel driving shaft	2
130	213REE	NAMEPLATE for wheel hub cap	2

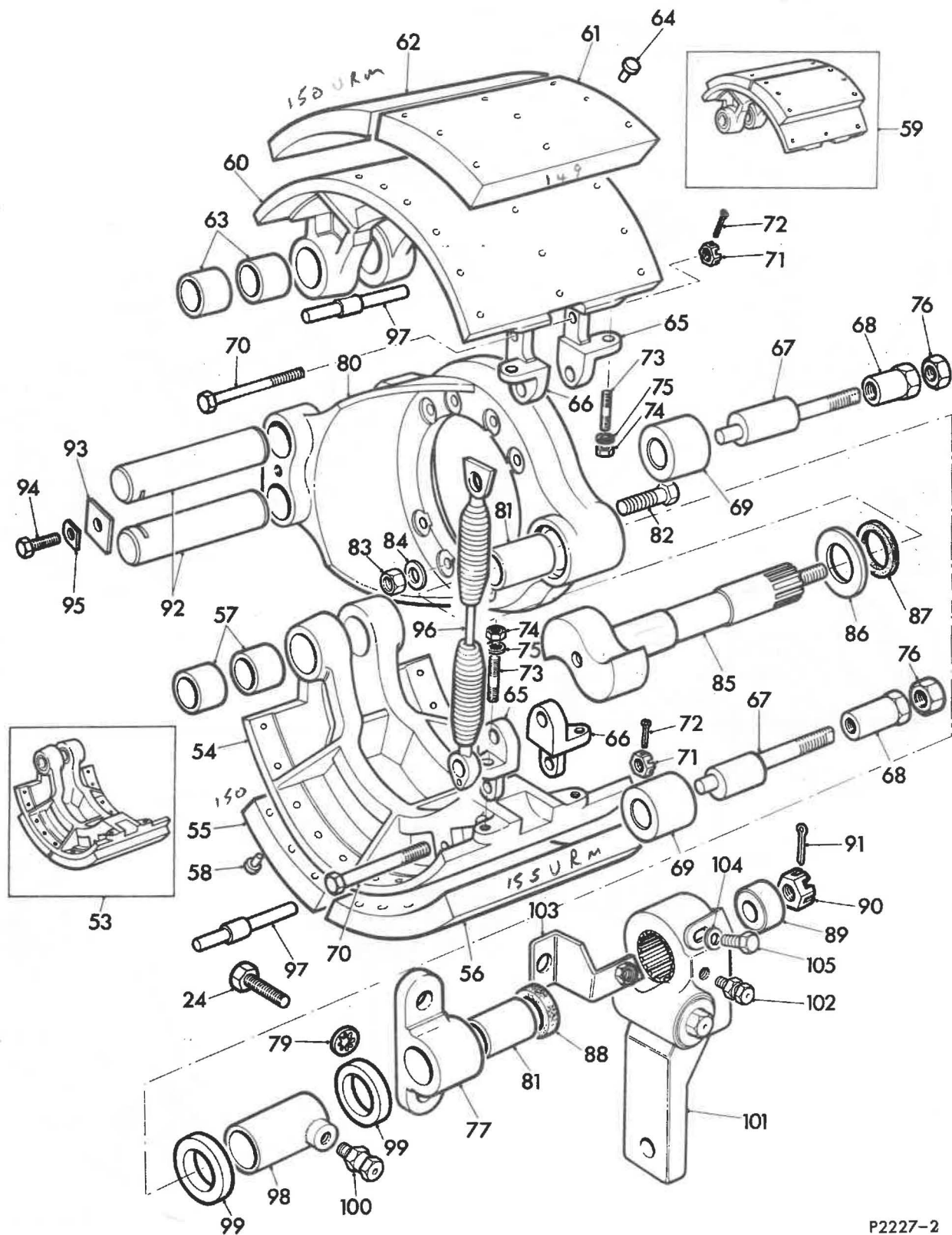
Illus. ref.	Part	Description	Quantity per unit
131		SCREW 7/16" UNC countersunk head x 1" long	4
132	1522	WASHER 7/16" Shakeproof countersunk	4
FINAL DRIVE GROUP MG26			
133	184LDM/1	CROSS-PIECE for differential pinions	1
134	268LDM	PINION differential	4
135	215LDM	WASHER thrust for differential pinions	4
136	175LDM	WHEEL bevel differential	1
137	217LDM	BUSH for differential bevel wheel	1
138	139VRM	WHEEL bevel differential	1
139	202VRM/1	WASHER for differential bevel wheel	1
140	210VRM	WASHER tab for differential bevel wheel	1
141	UFN214	NUT grade 1	1
142	216LDM/1	WASHER thrust for differential bevel wheel	1
143	253LDM	DOWEL for thrust washer	2
144	NB4024	BEARING Torrington - Type DC regular roller series	1
145	123VRM	CAGE differential sub assembly	1
146	215VRM	BOLT for differential cage	8
147	213VRM	NUT for differential cage	12
148		BEARING taper roller 497/493 - 3.3750" x 5.3750" x 1.1875" (Timken)	1
149		BEARING taper roller 42381 - 42584 3.8125" x 5.8437" x 1.125" (Timken)	1
150	214VRM	WASHER tab for differential cage	6
151	216VRM	BOLT for differential cage	4
152	174VRM	PINION spur offside	1
153	173VRM	WHEEL spur	1
154	177VRM	WHEEL spiral bevel )Use in pairs with 5.26:1 and	1
154	179VRM	PINION spiral bevel )4.79:1 axle ratios	1
155	176VRM	WHEEL spiral bevel )Use in pairs with 4.25:1 and	1
155	178VRM	PINION spiral bevel )3.82:1 axle ratios	1
156		BEARING roller rigid 75 mm x 130 mm x 25 mm double-lip inner race single lip outer race FIT P117/2	3
157	206VRM/1	SHIM .015" thick )	as reqd
157	207VRM/1	SHIM .016" thick ) For bearing	
157	208VRM/1	SHIM .018" thick ) bevel wheel	
157	209VRM/1	SHIM .020" thick )	

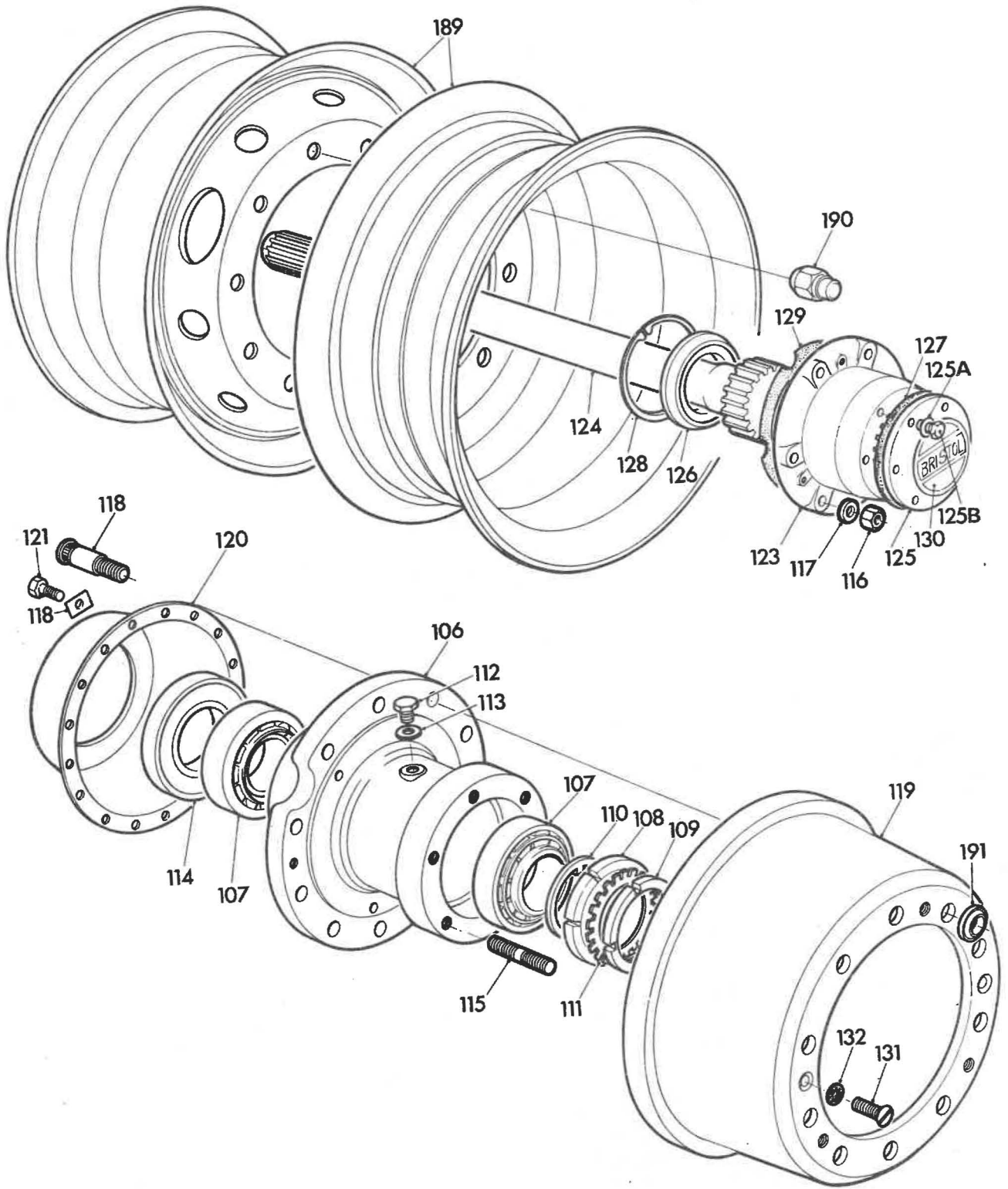


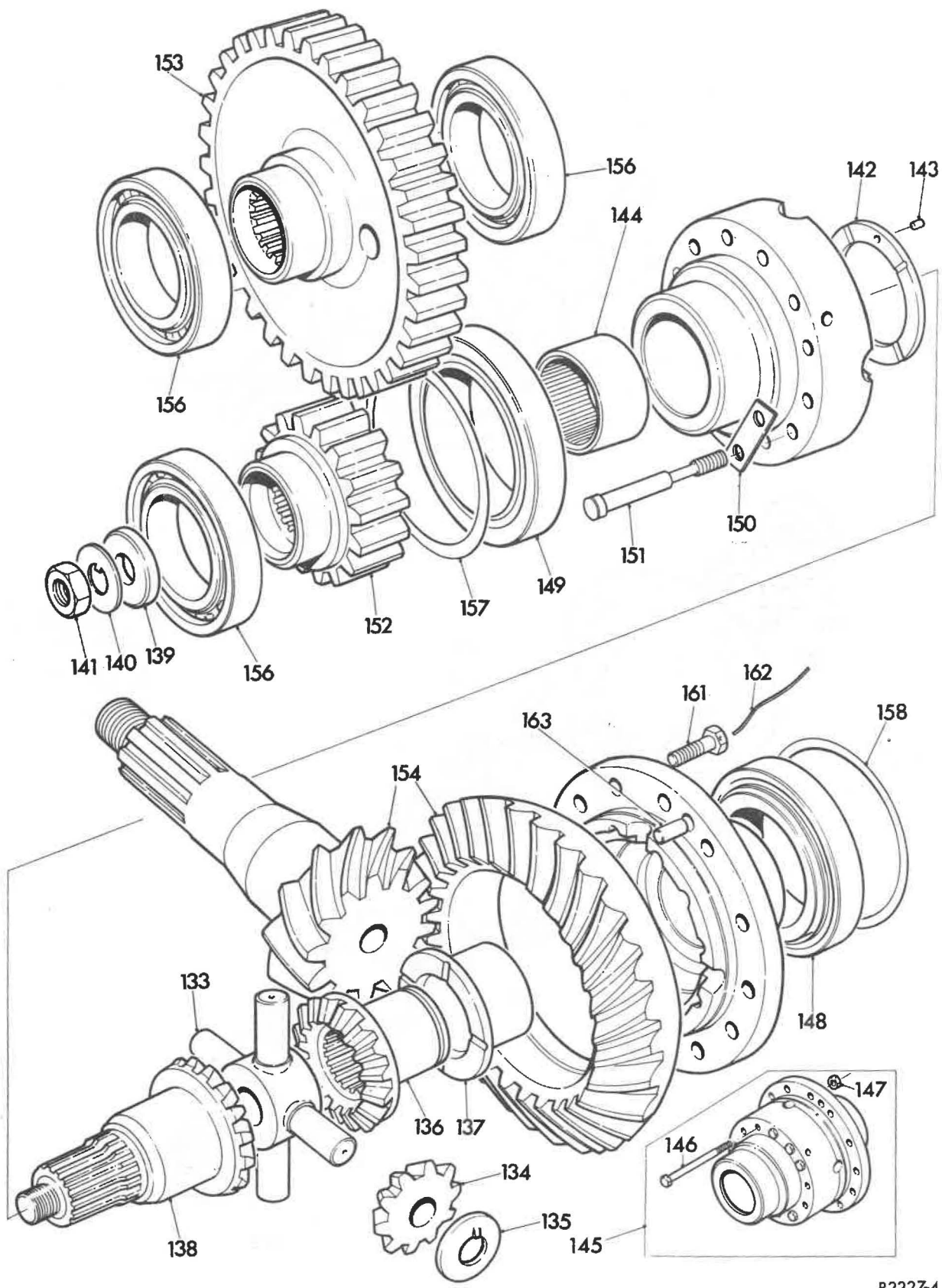
Illus. ref.	Part	Description	Quantity per unit
158	276LDM	SHIM .015" thick )	) as reqd
158	277LDM	SHIM .016" thick )For differential	
158	279LDM	SHIM .018" thick )bearing housing	
158	281LDM	SHIM .020" thick )	
161	232VRM	BOLT for spiral bevel wheel	12
162		WIRE locking 16BG x 4'0"	as reqd
163	55FM	DOWEL for spiral bevel wheel	2
164		BEARING taper roller H414245X - H414210 2.687" x 5.375" x 1.625"	1
165	206VRE	DISTANCE PIECE for spiral bevel pinion bearings	1
166	( 296LDE	SHIM .010" thick )	) as reqd
	( 297LDE	SHIM .020" thick )For bearing	
	( 298LDE	SHIM .040" thick )bevel pinion	
	( 246VRE	SHIM .015" thick )	
167		BEARING taper roller 3780 - 3720 2.000" x 3.6728" x 1.1875"	1
168	23VRM	HOUSING for spiral bevel pinion bearings	1
169	( 224VRM	SHIM .015" thick )	) as reqd
	( 225VRM	SHIM .016" thick )	
	( 226VRM	SHIM .018" thick )For bearing	
	( 227VRM	SHIM .020" thick )housing	
	( 278VRM	SHIM .007" thick )	
170	TE112061	STUD 12 mm )	5
171	NH112041	NUT 12 mm )	5
172	WF112001	WASHER 12mm Shakeproof )	5
173	113LDM	HOUSING oil seal	1
174	236LDS	SEAL oil	2
175	252LDM	DISTANCE PIECE for oil seal	1
176	UCS105/6S	SCREW	6
177	1218	WASHER 5/16" Shakeproof	6
178	RP19/2	PLUG grease 1/4" B.S.P.	1
179		WASHER Dowty Selon No. 5	1
180	269LDM	SHIELD dust for pinion oil seal	1
181	108LDS/3	FLANGE for spiral bevel pinion	1
182	241MWM	WASHER tab for spiral bevel pinion nut	1
183	358LDM	NUT for spiral bevel pinion flange	1
184	190VRM	BOLT special	1
	WF112001	WASHER 12 mm Shakeproof )Pinion housing	1

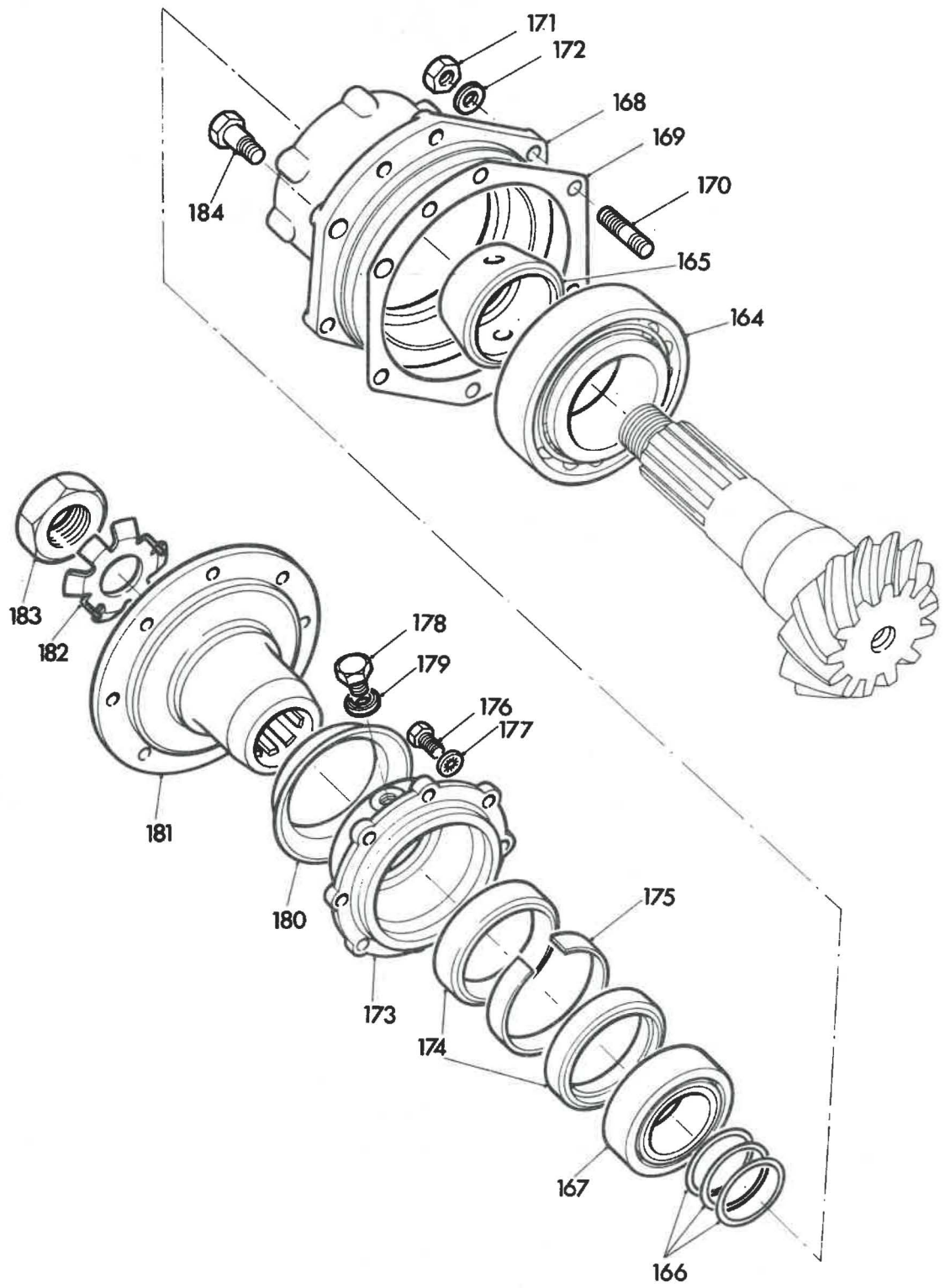
Illus. ref.	Part	Description	Quantity per unit
185	175VRM	PINION spur nearside	1
186	173VRM	WHEEL spur	1
187		BEARING roller rigid 75 mm/130 mm x 25 mm double lip inner single lip outer FIT P117/2	4
188	112VRM/1	SHAFT connecting	1
<b>WHEEL DISC GROUP ME 15</b>			
(	121VRE	DISC wheel (6.75" x 22.5" 5.5" offset ) for 10 x 22.5" tubeless tyres)	4
(	122VRE/1	DISC wheel (7.50" x 22.5" 6.00" offset ) for 11 x 22.5" tubeless tyres)	4
189	( 135VRE	DISC wheel B7.5" x 20" for 11.00" ) tubed tyres )	alternatives 4
(	134VRE	DISC wheel B7.0" x 20" for 10.00 ) tubed tyres )	4
(	133VRE	DISC wheel 7.50" x 22.5" for 11" x 22.5" ) tubeless tyres )	4
190	56QE/2	NUT for wheel disc right hand	10
190	57QE/2	NUT for wheel disc left hand	10
191	51QE	OLIVE for wheel disc	20

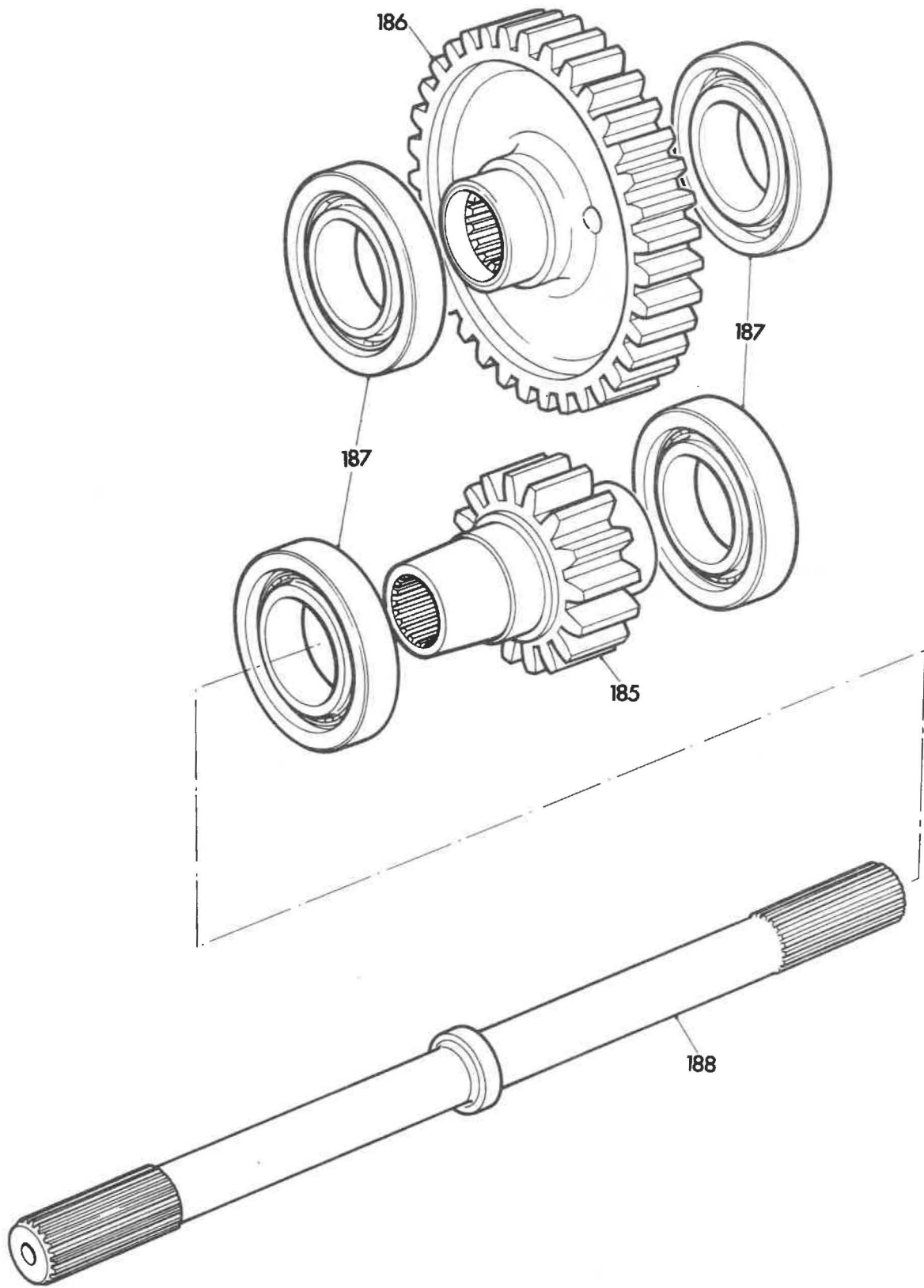






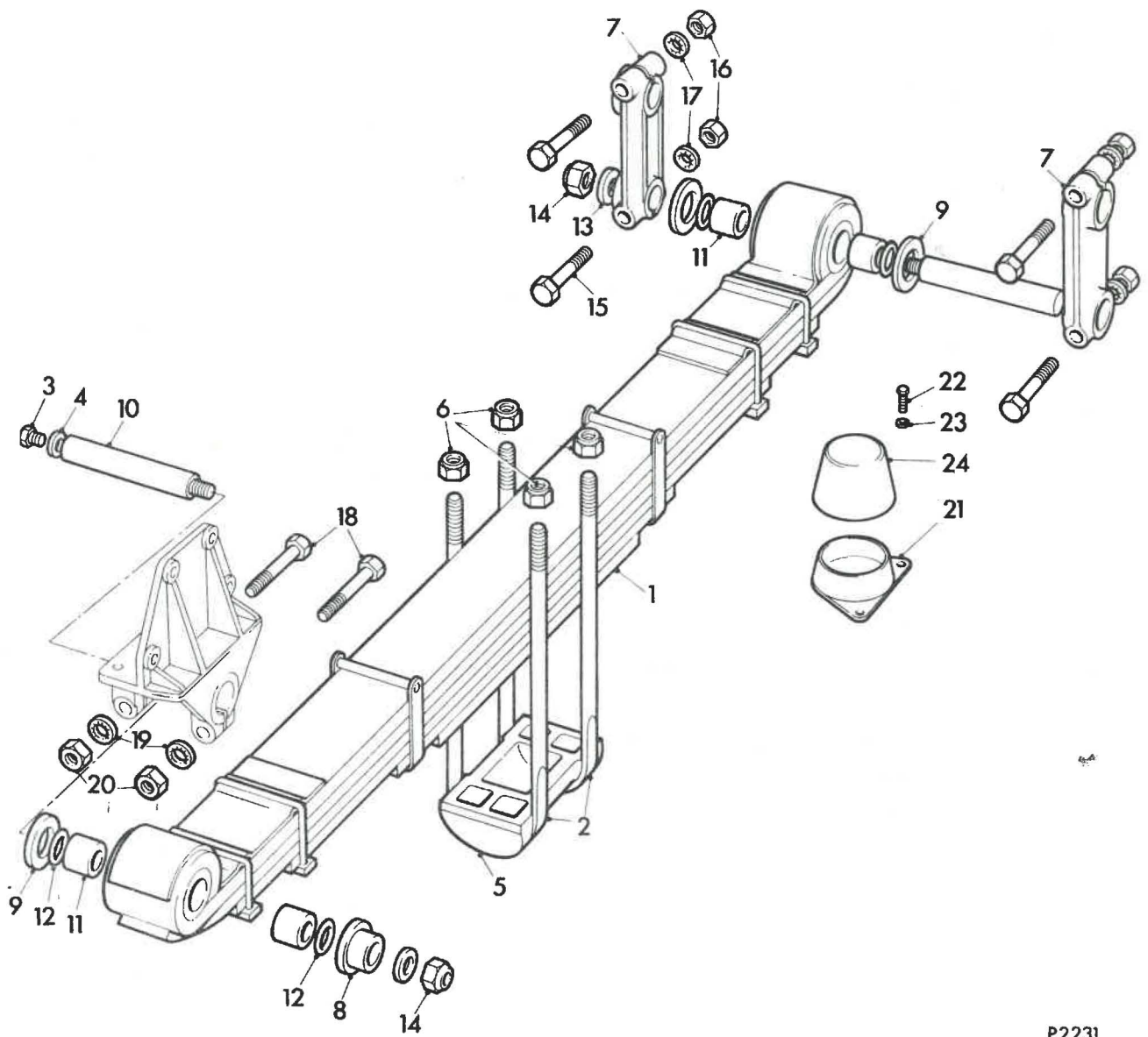






UP TO S431742

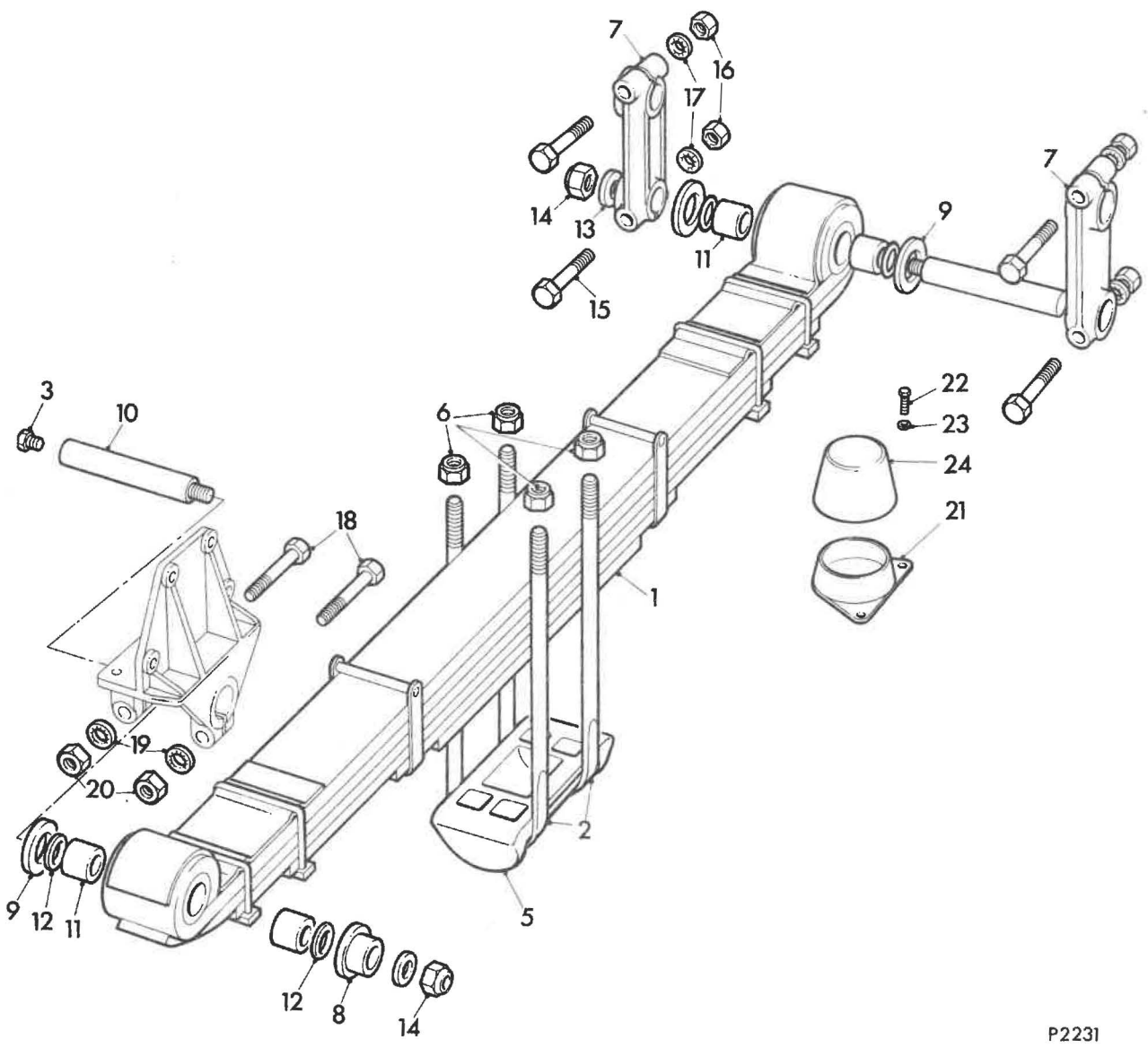
Illus. ref.	Part	Description	Quantity per unit
Sub Group D.3			
REAR SPRINGS UNIT			
1	129VRD	SPRING rear complete	2
2	109VRD	U-BOLT for rear spring	4
3	RP19/1	PLUG grease	6
4	RP16/1	WASHER fibre	6
5	37LDD/1	SADDLE rear spring	2
6	PP/D236/11/0	NUT Simmonds	8
7	100LDA	SHACKLE spring	4
8	216VRD	SLEEVE thrust	2
9	217VRD	WASHER thrust	10
10	119VRD/1	PIN shackle	6
11	219VRD	BUSH for spring eye (Railco)	12
12		O-RING super oil seals Pt No. 300307A/0020/011	12
13		WASHER 3/4" plain BS3410 table 3	6
14	PT/D246/11/0	NUT Simmonds	6
15	UFB110/22S	BOLT	8
16	UFN110	NUT grade 1	8
17	1228	WASHER 5/8" Shakeproof	8
18	UFB110/24S	BOLT	4
19	1228	WASHER Shakeproof	8
20	UFN110	NUT grade 1	4
21	174LDM	BRACKET buffer rear spring	2
22	UCS105/6S	SETSCREW	4
23	1218	WASHER 5/16" Shakeproof	4
24	36JM/1	BUFFER rear spring	2



P2231

From SL31742

Illust. ref.	Part	Description	Quantity per unit
		Sub Group D.3	
		REAR SPRINGS UNIT	
1	129VRD	SPRING rear complete	2
2	109VRD	U-BOLT for rear spring	4
3	NB5926	NIPPLE lubricating type 11B-BS1486 up to VRT/SL3/1704	6
5	5VRD	SADDLE rear spring	2
6	PP/D286/11/ 0	NUT Simmonds	8
7	100LDA	SHACKLE spring	4
8	216VRD	SLEEVE thrust	2
9	217VRD	WASHER thrust	10
10	119VRD/1	PIN shackle	6
11	219VRD	BUSH for spring eye (Railco)	12
12	459RED	SEAL felt	12
13		WASHER 3/4" plain BS3410 table 3	6
14	PT/D246/11/ 0	NUT Simmonds	6
15	UFB110/22S	BOLT	8
16	UFN110	NUT grade 1	8
17	1228	WASHER 5/8" Shakeproof	8
18	UFB110/24S	BOLT	4
19	1228	WASHER Shakeproof	8
20	UFN110	NUT grade 1	4
21	174LDM	BRACKET buffer rear spring	2
22	SH108201	SCREW 8 mm x 20 mm	4
23	WF108001	LOCKWASHER 8 mm	4
24	36JM/1	BUFFER rear spring	2

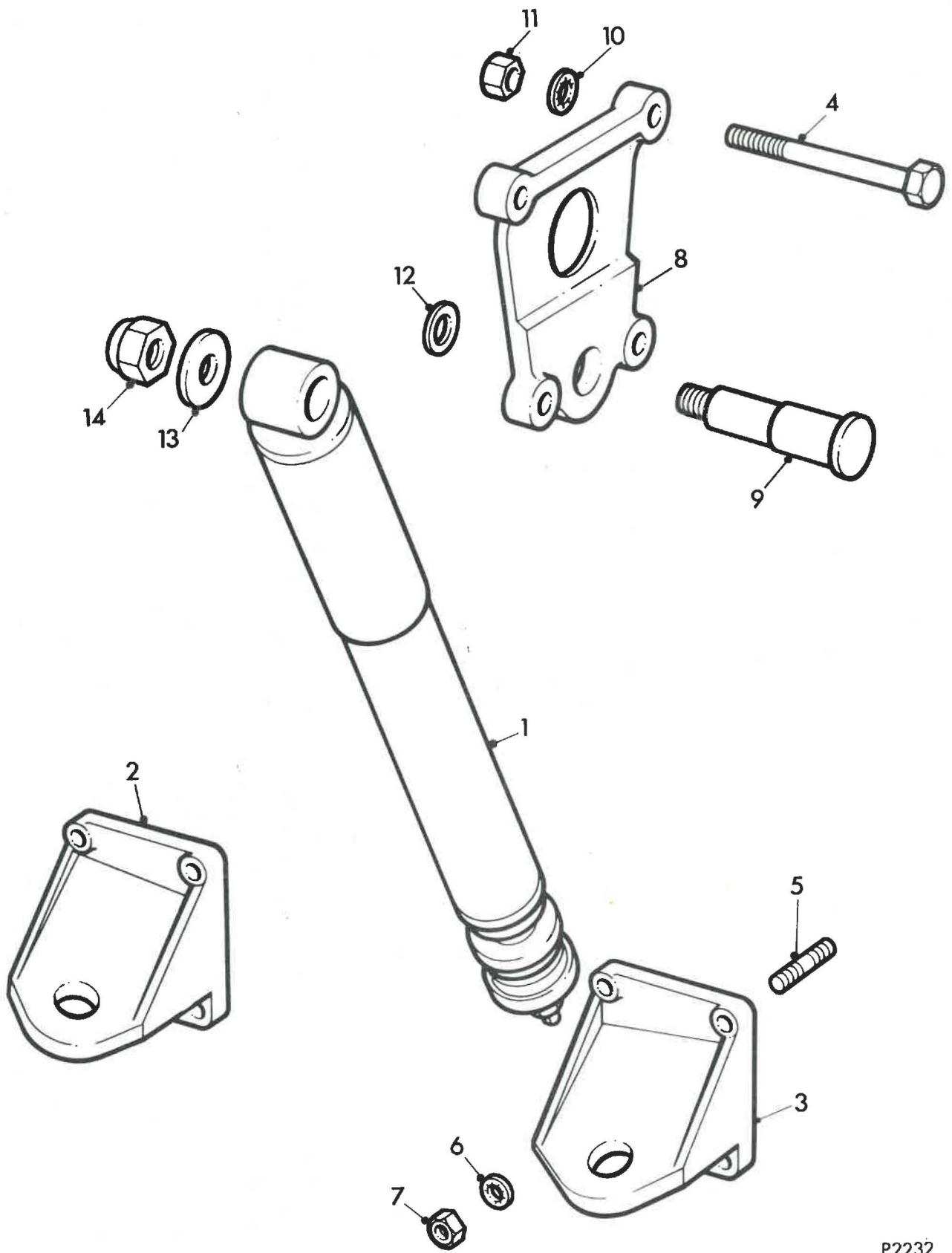


P2231



UP TO SL3 17 42

Illus. ref.	Part	Description	Quantity per unit
Sub Group D.6			
REAR SHOCK ABSORBERS UNIT			
1	206VRD	SHOCK ABSORBER rear	2
2	107VRD	BRACKET mounting for shock absorber lower offside	1
3	108VRD	BRACKET mounting for shock absorber lower nearside	1
4	UCB108/40S	BOLT	8
5	UCSD06/14S	STUD	8
6	1220	WASHER Shakeproof	8
7	UCN106	NUT grade 1	8
8	127VRD/1	BRACKET for rear shock absorber mounting upper	2
9	222VRD	PIN for shock absorber mounting bracket	2
10	1224	WASHER Shakeproof	8
11	UCN108	NUT grade 1	8
12	391RED	WASHER	2
13	212VRD	WASHER	2
14	PP/D206/11/0	NUT Simmonds	2
THIS CHANGES WITH NEW REAR AXLE.			



P2232

UPTO SL 1193

Illus. ref.	Part	Description	Quantity per unit
		Sub Group E.1	
		FRONT AXLE UNIT	
		AXLE BEAM - STUB AXLE AND STEERING ARM GROUP EA20	
1	25VRE	BEAM axle	1
2	2VRE	AXLE stub - offside	1
3	220VRE	STUD for stub axle nearside and track rod lever	4
2	3VRE	AXLE stub - nearside	1
4	UCN408	NUT Grade 1	4
5		SPLIT PIN 3/32" x 1.1/2" overall	4
6	101VRE	ARM top steering	1
7	224VRE/1	BOLT for top steering arm	4
8	UFN412	NUT Grade 1	4
9		SPLIT PIN 5/32" x 2" overall	4
10 (	9VRE	LEVER track rod - offside	1
)	10VRE	LEVER track rod - nearside	1
11	222VRE/1	BOLT for track rod lever	2
12	223VRE/1	BOLT for track rod lever	2
13	UFN412	NUT Grade 1	4
14		SPLIT PIN 5/32" x 2" overall	4
15	UCSD08/16R	STUD anchor bracket	8
16	229VRE	COLLAR for stub axle	2
17	213VRE	SPACER bracket brake chamber nearside	1
18	200VRE	PLATE cover for stub axle - top	2
19	UCS105/6S	SETSCREW	4
20	1218	WASHER 5/16" Shakeproof	4
21	110VRE	KING-PIN	2
22	28DU20	BUSH king-pin top	4
23	32DU36	BUSH king-pin bottom	2
24	211VRE/1	PAD thrust for king-pin	2
25	20PE	COTTER for king-pin	as reqd
25	132PE	COTTER for king-pin	as reqd
25	133PE	COTTER for king-pin	as reqd
26	FN108	NUT Grade 1	2
27	1224	WASHER 1/2" Shakeproof	2
28	231VRE	SEAL for king-pin bearing - top	2
29	232VRE	SEAL for king-pin bearing - bottom	2
30	195VW	DOWEL for thrust pad	2
31	11VRE	BRACKET for brake chamber - nearside	1

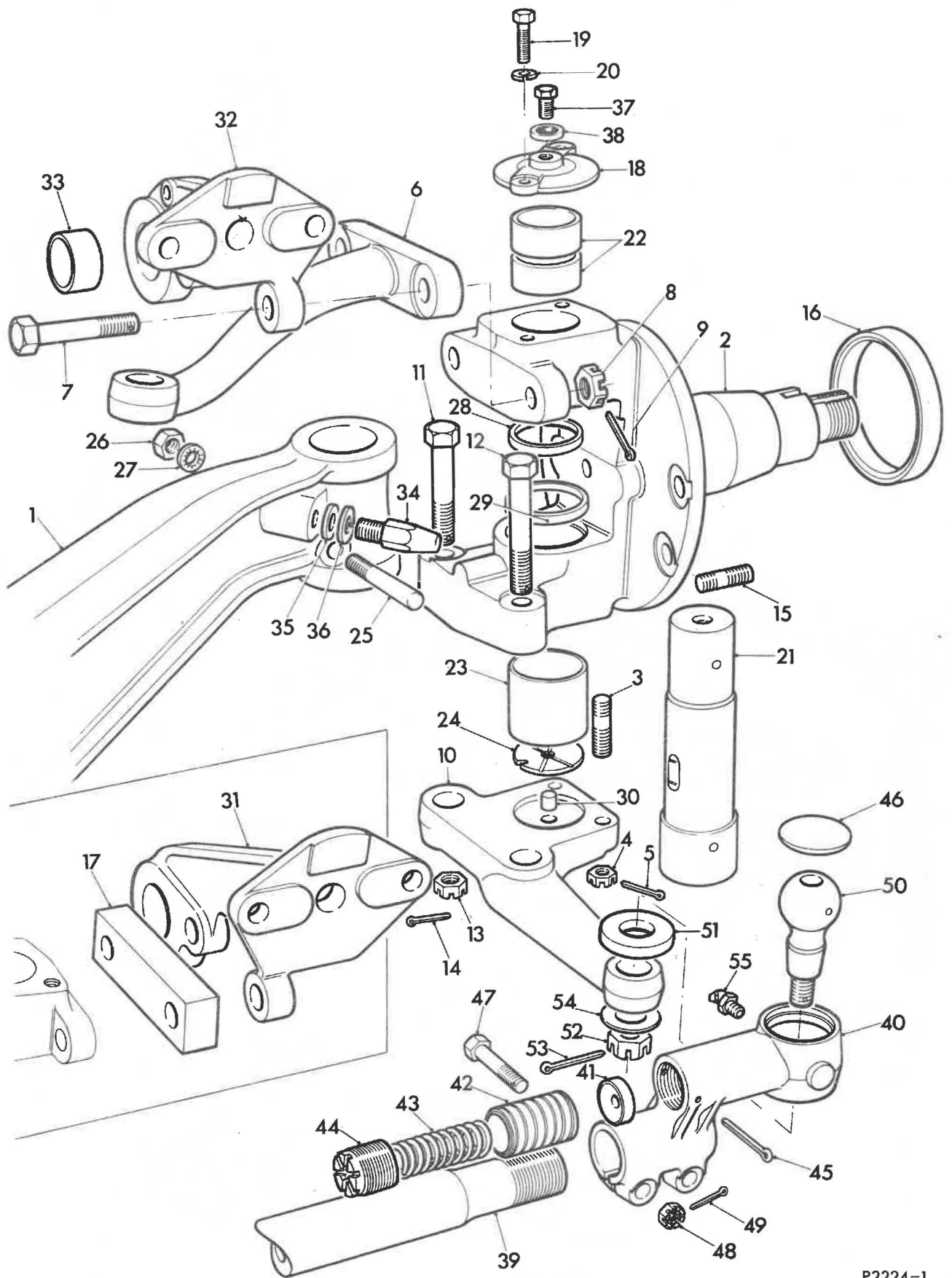
Illus. ref.	Part	Description	Quantity per unit
32	12VRE	BRACKET for brake chamber - offside	1
33	4808WB-2416	BUSH - Glacier	2
34	242VRE	STOP for stub axle - 25VRE beam	2
35		WASHER 7/16" plain	as reqd
36	1222	WASHER 7/16" Shakeproof	2
37		PLUG brass 1/8" gas	4
38	No. 3	WASHER Dowty Selon	4
TRACK ROD GROUP EF 9			
39	102VRE	ROD track	1
40	101MWE	SOCKET for track rod - nearside	1
	102MWE	SOCKET for track rod - offside	1
41	219HGE/1	SEATING small for track rod socket	2
42	220HGE	SEATING large for track rod socket	2
43	221HGE	SPRING for track rod socket	2
44	226HGE	CAP for track rod socket	2
45		SPLIT-PIN 5/32" x 2.1/2" long	2
46	223HGE	DISC sealing for track rod socket	2
47	DUFB108/18S	BOLT	4
48	UFN408	NUT Grade 1	4
49		SPLIT-PIN 3/32" x 1.1/4" overall	4
50	203MWE	PIN ball for track rod socket	2
51	206MWE	WASHER felt for ball-pin	2
52	297LSE	NUT for ball-pin	2
53		SPLIT-PIN 1/8" x 1.1/2" long overall	2
54		WASHER 5/8" plain	2
55	NB5962	NIPPLE 1/8" B. S. P.	2
BRAKE GEAR GROUP EB18/EJ13			
60	141VRE	SHOE brake front nearside leading sub assembly	1
61	16VRE	SHOE brake front leading	1
62	130VRE/F/ AM14	LINER for brake shoe	1
63	128VRE/F/ AM14	LINER for brake shoe leading nearside	1
64	16DU12	BUSH Glacier	2
65	L12	RIVET brass to BS3575	16
60	137VRE	SHOE brake front offside leading sub assembly	1
61	16VRE	SHOE brake front leading	1
62	130VRE/F/ AM14	LINER for brake shoe	1

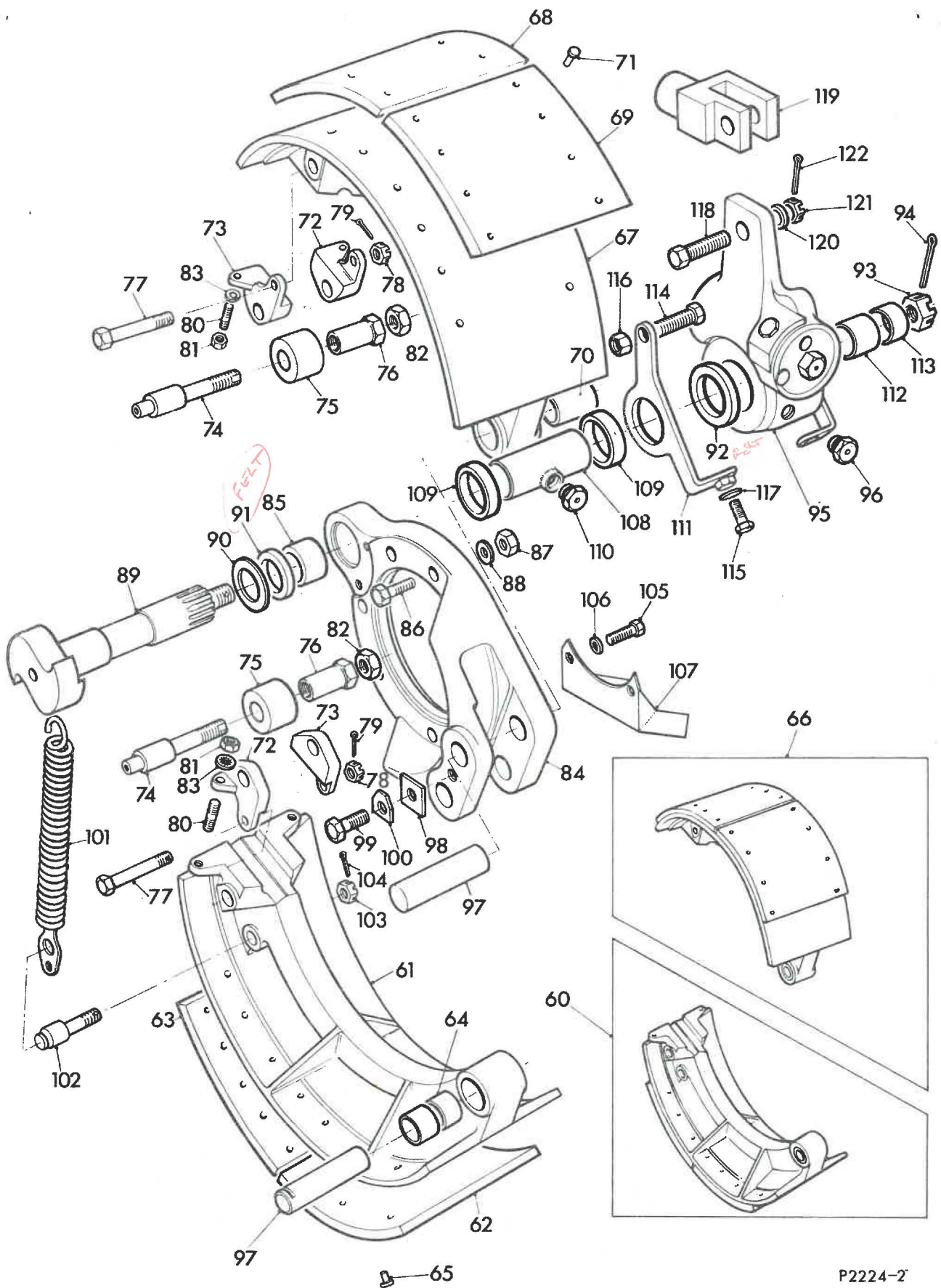
Illus. ref.	Part	Description	Quantity per unit
63	129VRE/F/ AM14	<i>Delete I Due to Spurn wear</i> LINER for brake shoe leading offside	1
64	16DU12	BUSH Glacier	2
65	L12	RIVET brass to BS3575	16;
66	139VRE	SHOE brake front trailing sub assembly	2
67	14VRE	SHOE brake front trailing	2
68	130VRE/F/ AM14	LINER for brake shoe	2
69	131VRE/F/ AM14	<i>See alternative</i> LINER for brake shoe trailing	2
70	16DU12	BUSH Glacier	4
71	L12	RIVET brass to BS3575	32
ALTERNATIVE FITMENT			
60	141VRE	SHOE brake front nearside leading sub assembly	1
61	16VRE	SHOE brake front leading	1
62	130VRE/D/ 242	LINER for brake shoe	1
63	128VRE/D/ 242	LINER for brake shoe leading nearside	1
64		BUSH Glacier	2
65		RIVET brass to BS 3575	16
60	138VRE	SHOE brake front offside leading sub assembly	1
61	16VRE	SHOE brake front leading	1
62	130VRE/D/ 242	LINER for brake shoe	1
63	129VRE/D/ 242	LINER for brake shoe leading offside	1
64		BUSH Glacier	2
65		RIVET brass to BS3575	16
66	136VRE	SHOE brake front trailing sub assembly	2
67	14VRE	SHOE brake front trailing	2
68	130VRE/D/ 242	LINER for brake shoe	2
69	131VRE/D/ 242	LINER for brake shoe trailing	2
70		BUSH Glacier	4
71		RIVET brass to BS 3575	32

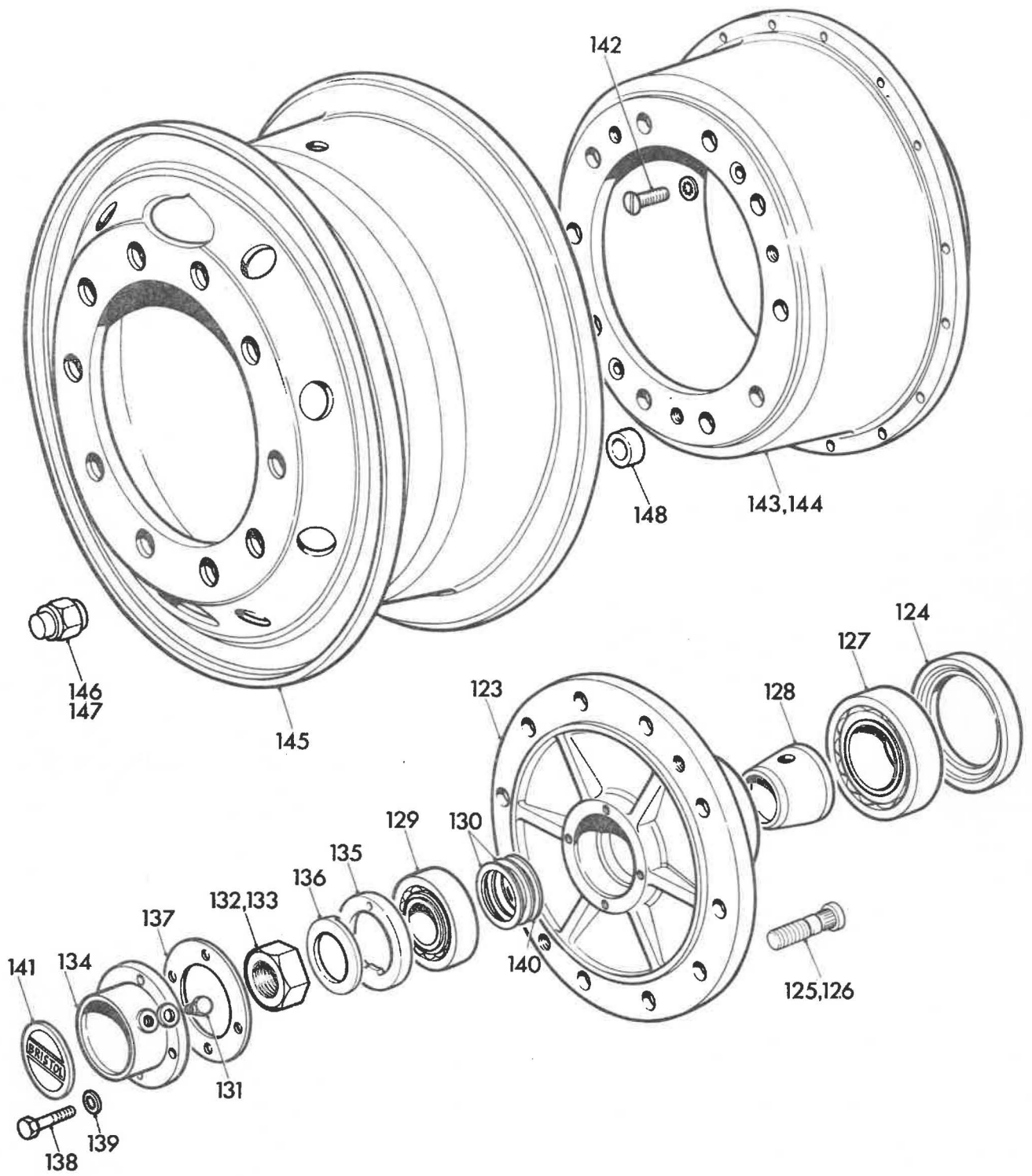
Illus. ref.	Part	Description	Quantity per unit
72	202VRE	BRACKET for eccentric pin	4
73	203VRE	BRACKET for eccentric pin	4
74	201VRE/1	PIN eccentric	4
75	205VRE	ROLLER brake cam	4
76	204VRE/1	LOCKNUT for eccentric pin	4
77	228VRE	BOLT for eccentric pin bracket	4
78	UCN407	NUT Grade 1	4
79		SPLIT-PIN 3/32" x 1.1/2" overall	4
80	UCSD04/8R	STUD	8
81	UCN104	NUT Grade 1	8
82	UFN210	LOCKNUT Grade 1	4
83	1214	WASHER Shakeproof	8
84	6VRE	BRACKET anchor nearside front brake	1
	8VRE	BRACKET anchor offside front brake	1
85	4808WB 2416	BUSH Glacier	2
86	243VRE/1	BOLT for anchor bracket	8
87	NP/N169/-	LOCKNUT	16
88		WASHER 1/2" plain BS3410 Table 3 - light gauge	16
89	4VRE/1	CAM brake front offside	1
	5VRE/1	CAM brake front nearside	1
90	209VRE	WASHER felt retaining	2
91	208VRE	WASHER felt	2
92	227STM	WASHER felt	2
93	UFN410	NUT Grade 1	2
94		SPLIT-PIN 5/32" long overall	2
95		SLACK ADJUSTER SAB automatic Type AA1 Part No. 510	2
96	NB5962	NIPPLE grease 1/8" gas Tecalemit	2
97	217VRE	PIN anchor for brake shoe	4
98	362LDM	PLATE locking for brake anchor pins	2
99	UCS106/5S	SETSCREW	2
100	230VRE	WASHER tab	2
101	105VRE	SPRING pull-off front brake	2
102	212VRE/1	PIN spring anchor	4
103	UCN407	NUT Grade 1	4
104		SPLIT-PIN 3/32" x 1.1/2" long overall	4
105	UCS104/3S	SETSCREW	4
106	1214	WASHER 1/4" Shakeproof	4
107	119VRE	GUARD grease	2
108	207VRE	TUBE grease for front brake cam	2
109	210VRE	SEAL for front brake cam	4
110	NB5962	NIPPLE 1/8" B.S.P. Tecalemit	2

Illus. ref.	Part	Description	Quantity per unit
111	123VRE	BRACKET anchor for slack adjuster offside	1
	124VRE	BRACKET anchor for slack adjuster nearside	1
112	233VRE	DISTANCE-PIECE	2
113	234VRE	DISTANCE-PIECE	2
114	237VRM	SETSCREW	4
115	UCS104/10S	SETSCREW	2
116	UCN104	NUT Grade 1	2
117	1214	WASHER 1/4" Shakeproof	2
118	240VRQ	PIN for brake rod fork	2
119	241VRQ	FORK brake rod - 5/16" offset	2
120		WASHER 3/8" medium bright to BS3410 Table 5	2
121	UCN406	NUT Grade 1	2
122		SPLIT-PIN 1/16" x 1" long	2
<b>HUB AND BRAKE DRUM GROUP EC 13</b>			
123	15VRE/1	HUB front	2
124	W53743743	SEAL oil Weston	2
125	244VRE	STUD for wheel disc right hand offside	10
126	245VRE	STUD for wheel disc left hand nearside	10
127		BEARING inner front hub Timkin H414210	2
		- H414245X	2
128	206VRE	DISTANCE-PIECE for hub bearing	2
129		BEARING outer front hub - Timken 3720-3780	2
130	295LDE	SHIM .004" thick	as reqd
	296LDE	SHIM .010" thick	as reqd
	297LDE	SHIM .020" thick	as reqd
	298LDE	SHIM .040" thick	as reqd
131	ROTH No. 1	GREASE PLUG	2
132	253LSE	NUT for stub axle right hand offside	1
133	254LSE	NUT for stub axle left hand nearside	1
134	109LSE/3	CAP for front hub	2
135	238VRE	WASHER circular	2
136	241VRE	WASHER tab for stub axle unit	2
137	257LSE	JOINT for hub cap	2
138	UCB105/4S	BOLT	8
139	1218	WASHER 5/16" Shakeproof	8
140	246VRE	SHIM 0.15" thick	as reqd
141	213REE	NAMEPLATE	2
142		SETSCREW c'sk head 7/16" UNC x 7/8"	4
143	13VRE/1	DRUM brake	2
144	17VRE	DRUM brake (Walloy)	2
) Alternatives			

Illus. ref.	Part	Description	Quantity per unit	
		WHEEL DISC GROUP EG 15		
(	111VRE	DISC wheel (3B - 7.50" x 20" 6.30" offset for 11.00 tubed tyres)	2	)
(	120VRE	DISC wheel (3B - 7.0" x 20" 6.00" offset for 10.00 tubed tyres)	2	)
145 (	121VRE	DISC wheel (6.75" x 22.5" 5.5" offset for 10.00" x 22.5" tubeless tyres)	2	)
(	122VRE	DISC wheel (7.50" x 22.5" 6.00" offset for 11 x 22.5" tubeless tyres)	2	) Alternatives
(	135VRE	DISC wheel B7.5 x 20" for 11.00" and 10.00" tyres	2	)
(	134VRE	DISC wheel B7.0" x 20" for 10.00" tyres	2	)
(	133VRE	DISC wheel 7.5" x 22.5" for 11" x 22.5" tubeless tyres	2	)
146	56QE/2	NUT for wheel disc right hand	10	
147	57QE/2	NUT for wheel disc left hand	10	
148	227REE	DISTANCE-PIECE for wheel disc	20	









From SL3 1193

Illus. ref.	Part	Description	Quantity per unit
		Sub Group E.1	
		FRONT AXLE UNIT	
		AXLE BEAM - STUB AXLE AND STEERING ARM GROUP EA20	
1	25VRE	BEAM axle	1
2	2VRE	AXLE stub - offside	1
3	220VRE	STUD for stub axle nearside and track rod lever	4
2	3VRE	AXLE stub - nearside	1
4	UCN408	NUT Grade 1	4
5		SPLIT PIN 3/32" x 1.1/2" overall	4
6	101VRE	ARM top steering	1
7	224VRE/1	BOLT for top steering arm	4
8	UFN412	NUT Grade 1	4
9		SPLIT PIN 5/32" x 2" overall	4
10 (	9VRE	LEVER track rod - offside	1
)	10VRE	LEVER track rod - nearside	1
11	222VRE/1	BOLT for track rod lever	2
12	223VRE/1	BOLT for track rod lever	2
13	UFN412	NUT Grade 1	4
14		SPLIT PIN 5/32" x 2" overall	4
15	UCSD08/16R	STUD anchor bracket	8
16	229VRE	COLLAR for stub axle	2
17	213VRE	SPACER bracket brake chamber nearside	1
18	200VRE	PLATE cover for stub axle - top	2
19	UCS105/6S	SETSCREW	4
20	1218	WASHER 5/16" Shakeproof	4
21	110VRE	KING-PIN	2
22	252VRE	BUSH king-pin top Glacier	4
23	251VRE	BUSH king-pin bottom Glacier	2
24	248VRE	PAD thrust for king-pin	2
25	247VRE	COTTER for king-pin	2
26	FN108	NUT Grade 1	2
27	1224	WASHER 1/2" Shakeproof	2
28	231VRE	SEAL for king-pin bearing - top	2
29	232VRE	SEAL for king-pin bearing - bottom	2
30	195VW	DOWEL for thrust pad	2
31	11VRE	BRACKET for brake chamber - nearside	1
31A	249VRE	SHIM .004" thick for stub axle	as reqd
31A	250VRE	SHIM .010" thick for stub axle	as reqd

Illus. ref.	Part	Description	Quantity per unit
32	12VRE	BRACKET for brake chamber - offside	1
33	4808WB-2416	BUSH - Glacier	2
34	242VRE	STOP for stub axle - 25 VRE beam	2
35		WASHER 7/16" plain	as reqd
36	1222	WASHER 7/16" Shakeproof	2
37		GREASER BS1486 Part 1, Table 1 Type 2B	4
38	No. 3	WASHER Dowty Selon	4
TRACK ROD GROUP EF 9			
39	102VRE	ROD track	1
40	101MWE	SOCKET for track rod - nearside	1
	102MWE	SOCKET for track rod - offside	1
41	219HGE/1	SEATING small for track rod socket	2
42	220HGE	SEATING large for track rod socket	2
43	221HGE	SPRING for track rod socket	2
44	226HGE	CAP for track rod socket	2
45		SPLIT-PIN 5/32" x 2.1/2" long	2
46	223HGE	DISC sealing for track rod socket	2
47	DUFB108/18S	BOLT	4
48	UFN408	NUT Grade 1	4
49		SPLIT-PIN 3/32" x 1.1/4" overall	4
50	203MWE	PIN ball for track rod socket	2
51	206MWE	WASHER felt for ball-pin	2
52	297LSE	NUT for ball-pin	2
53		SPLIT-PIN 1/8" x 1.1/2" long overall	2
54		WASHER 5/8" plain	2
55	NB5962	NIPPLE 1/8" B.S.P.	2
BRAKE GEAR GROUP EB18/EJ13			
60	141VRE	SHOE brake front nearside leading sub assembly	1
61	16VRE	SHOE brake front leading	1
62	130VRE/F/ AM14	LINER for brake shoe	1
63	128VRE/F/ AM14	LINER for brake shoe leading nearside	1
64	16DU12	BUSH Glacier	2
65	L12	RIVET brass to BS 3575	16
60	137VRE	SHOE brake front offside leading sub assembly	1
61	16VRE	SHOE brake front leading	1
62	130VRE/F/ AM14	LINER for brake shoe	1

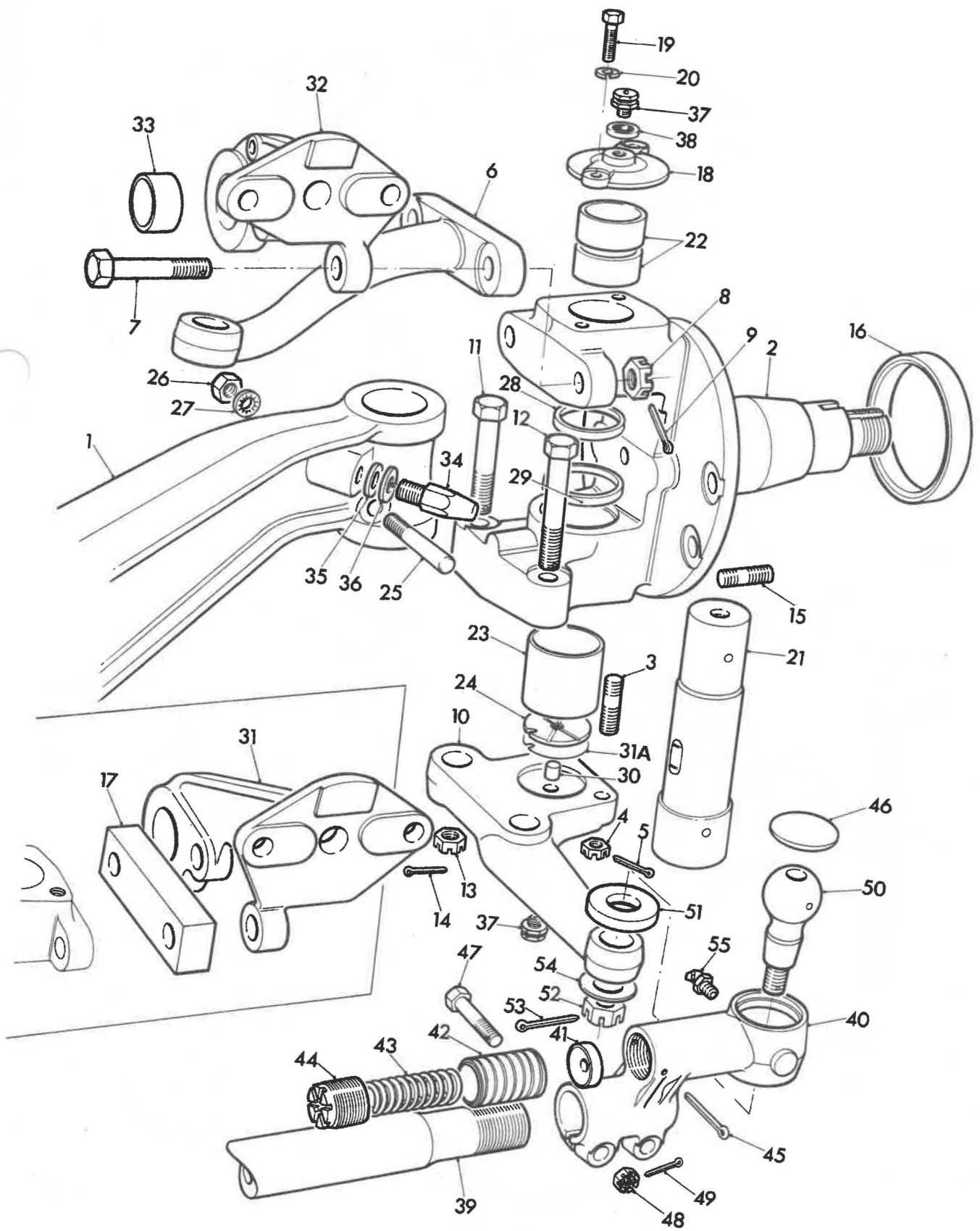
Illus. ref.	Part	Description	Quantity per unit
63	129VRE/F/ AM14	LINER for brake shoe leading offside	1
64	16DU12	BUSH Glacier	2
65	L12	RIVET brass to BS 3575	16;
66	139VRE	SHOE brake front trailing sub assembly	2
67	14VRE	SHOE brake front trailing	2
68	130VRE/F/ AM14	LINER for brake shoe	2
69	131VRE/F/ AM14	LINER for brake shoe trailing	2
70	16DU12	BUSH Glacier	4
71	L12	RIVET brass to BS 3575	32
ALTERNATIVE FITMENT			
60	140VRE	SHOE brake front nearside leading sub assembly	1
61	16VRE	SHOE brake front leading	1
62	130VRE/D/ 242	LINER for brake shoe	1
63	128VRE/D/ 242	LINER for brake shoe leading nearside	1
64	16DU12	BUSH Glacier	2
65	L12	RIVET brass to BS 3575	16
60	138VRE	SHOE brake front offside leading sub assembly	1
61	16VRE	SHOE brake front leading	1
62	130VRE/D/ 242	LINER for brake shoe	1
63	129VRE/D/ 242	LINER for brake shoe leading offside	1
64	16DU12	BUSH Glacier	2
65	L12	RIVET brass to BS 3575	16
66	136VRE	SHOE brake front trailing sub assembly	2
67	14VRE	SHOE brake front trailing	2
68	130VRE/D/ 242	LINER for brake shoe	2
69	131VRE/D/ 242	LINER for brake shoe trailing	2
70	16DU12	BUSH Glacier	4
71	L12	RIVET brass to BS 3575	32

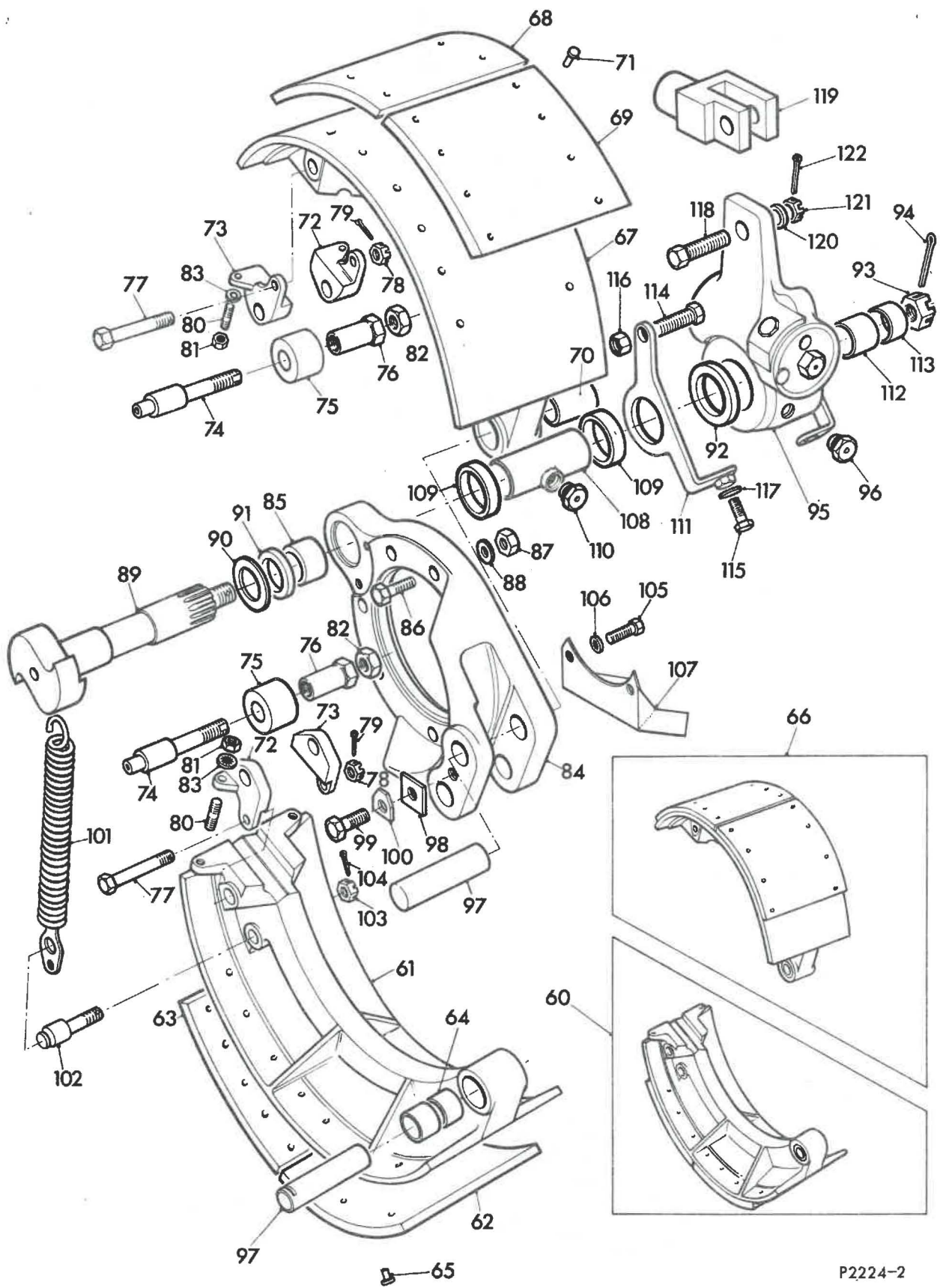
Illus. ref.	Part	Description	Quantity per unit
72	202VRE	BRACKET for eccentric pin	4
73	203VRE	BRACKET for eccentric pin	4
74	201VRE/1	PIN eccentric	4
75	205VRE	ROLLER brake cam	4
76	204VRE/1	LOCKNUT for eccentric pin	4
77	228VRE	BOLT for eccentric pin bracket	4
78	UCN407	NUT Grade 1	4
79		SPLIT-PIN 3/32" x 1.1/2" overall	4
80	UCSD04/8R	STUD	8
81	UCN104	NUT Grade 1	8
82	UFN210	LOCKNUT Grade 1	4
83	1214	WASHER Shakeproof	8
84	6VRE	BRACKET anchor nearside front brake	1
	8VRE	BRACKET anchor offside front brake	1
85	4808WB 2416	BUSH Glacier	2
86	243VRE/1	BOLT for anchor bracket	8
87	NP/N169/-	LOCKNUT	16
88		WASHER 1/2" plain BS3410 Table 3 - light gauge	16
89	4VRE/2	CAM brake front offside	1
	5VRE/2	CAM brake front nearside	1
90	209VRE	WASHER felt retaining	2
91	208VRE	WASHER felt	2
92	227STM	WASHER felt	2
93	UFN410	NUT Grade 1	2
94		SPLIT-PIN 5/32" long overall	2
95		SLACK ADJUSTER SAB automatic Type AA1 Part No. 510	2
96	NB5962	NIPPLE grease 1/8" gas Tecalemit	2
97	217VRE	PIN anchor for brake shoe	4
98	362LDM	PLATE locking for brake anchor pins	2
99	UCS106/5S	SETSCREW	2
100	230VRE	WASHER tab	2
101	105VRE/1	SPRING pull-off front brake	2
102	212VRE/1	PIN spring anchor	4
103	UCN407	NUT Grade 1	4
104		SPLIT-PIN 3/32" x 1.1/2" long overall	4
105	UCS104/3S	SETSCREW	4
106	1214	WASHER 1/4" Shakeproof	4
107	119VRE	GUARD grease	2
108	207VRE	TUBE grease for front brake cam	2
109	210VRE	SEAL for front brake cam	4
110	NB5962	NIPPLE 1/8" B.S.P. Tecalemit	2

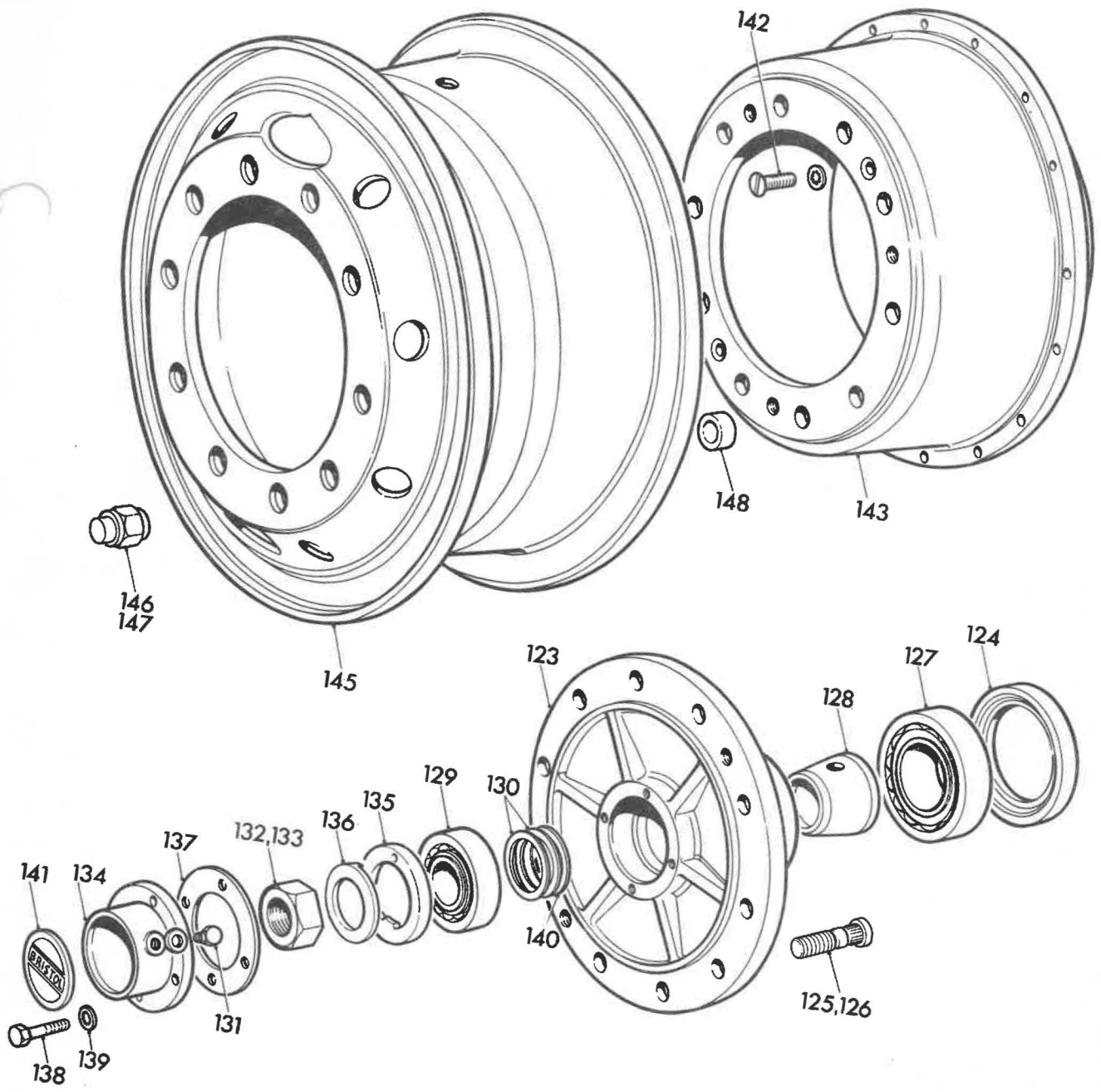
Illus. ref.	Part	Description	Quantity per unit
111	123VRE	BRACKET anchor for slack adjuster offside	1
	124VRE	BRACKET anchor for slack adjuster nearside	1
112	233VRE	DISTANCE-PIECE	2
113	234VRE	DISTANCE-PIECE	2
114	237VRM	SETSCREW	4
115	UCS104/10S	SETSCREW	2
116	UCN104	NUT Grade 1	2
117	1214	WASHER 1/4" Shakeproof	2
118	240VRQ	PIN for brake rod fork	2
119	241VRQ	FORK brake rod - 5/16" offset	2
120		WASHER 3/8" medium bright to BS3410 Table 5	2
121	UCN406	NUT Grade 1	2
122		SPLIT-PIN 1/16" x 1" long	2
HUB AND BRAKE DRUM GROUP EC 13			
123	15VRE/1	HUB front	2
124	W53743743	SEAL oil Weston	2
125	244VRE	STUD for wheel disc right hand offside	10
126	245VRE	STUD for wheel disc left hand nearside	10
127		BEARING inner front hub Timkin H414210 - H414245X	2
128	206VRE	DISTANCE-PIECE for hub bearing	2
129		BEARING outer front hub - Timken 3720-3780	2
130	246VRE	SHIM .015" thick	as reqd
	296LDE	SHIM .010" thick	as reqd
	297LDE	SHIM .020" thick	as reqd
	298LDE	SHIM .040" thick	as reqd
131	ROTH No. 1	GREASE PLUG 1/8" B.S.P.	2
132	253LSE	NUT for stub axle right hand offside	1
133	254LSE	NUT for stub axle left hand nearside	1
134	109LSE/3	CAP for front hub	2
135	238VRE	WASHER circular	2
136	241VRE	WASHER tab for stub axle unit	2
137	257LSE	JOINT for hub cap	2
138	UCB105/11S	BOLT	8
139	1218	WASHER 5/16" Shakeproof	8
140	246VRE	SHIM 0.15" thick	as reqd
141	213REE	NAMEPLATE	2
142		SETSCREW c'sk head 7/16" UNC x 7/8"	4
143	13VRE/1	DRUM brake	2

Illus. ref.	Part	Description	Quantity per unit
<b>WHEEL DISC GROUP EG 15</b>			
(	121VRE/1	DISC wheel (6.75" x 22.5" 5.5" offset for 10.00" x 22.5" tubeless tyres)	2
(	122VRE/1	DISC wheel (7.50" x 22.5" 6.00" offset for 11 x 22.5" tubeless tyres)	2
145 (	135VRE	DISC wheel B7.5 x 20" for 11.00" and 10.00" tyres	2
(	134VRE	DISC wheel B7.0" x 20" for 10.00" tyres	2
(	133VRE	DISC wheel 7.5" x 22.5" for 11" x 22.5" tubeless tyres	2
(			
146	56QE/2	NUT for wheel disc right hand	10
147	57QE/2	NUT for wheel disc left hand	10
148	227REE	DISTANCE-PIECE for wheel disc	20

) Altern-  
) atives



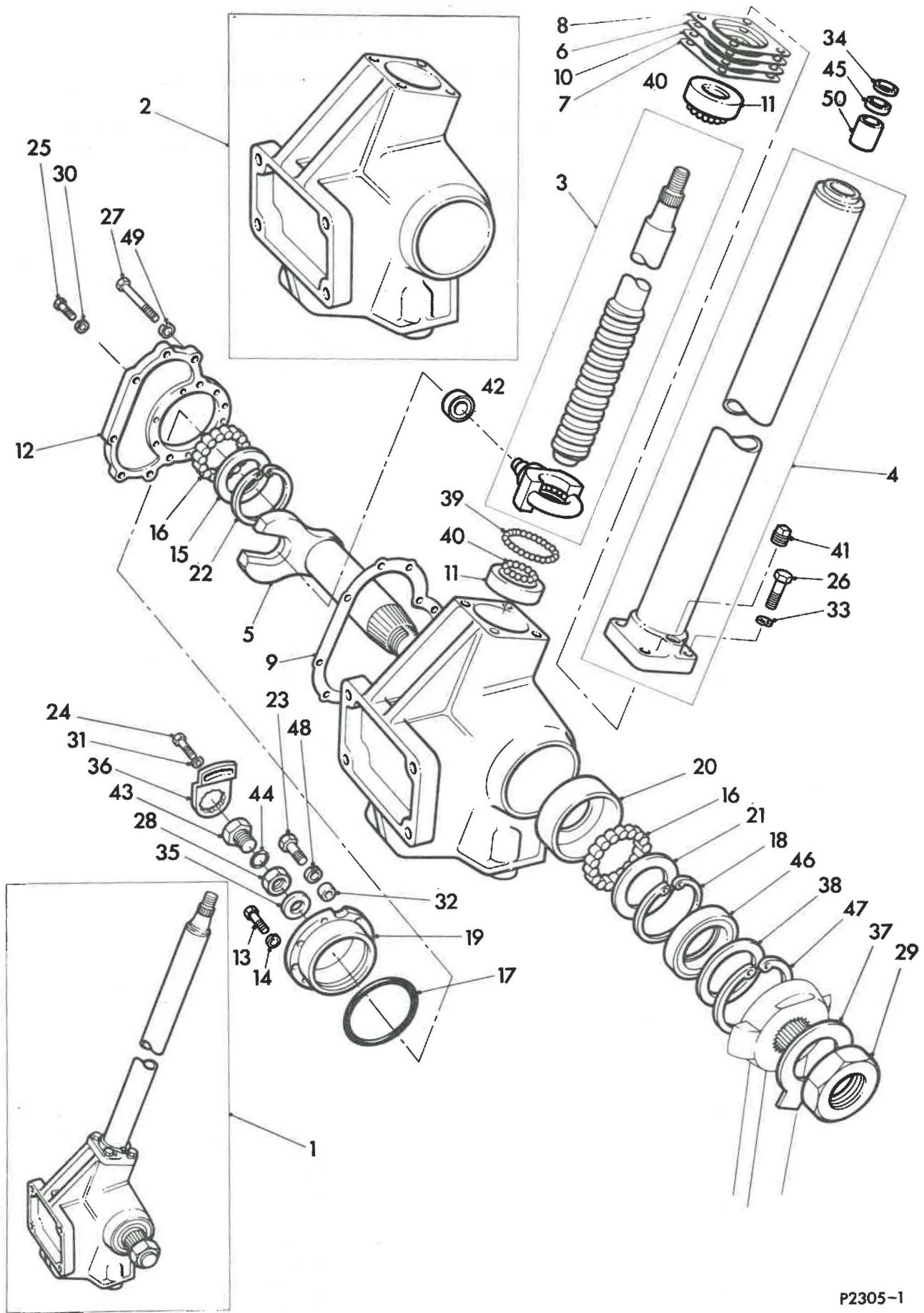


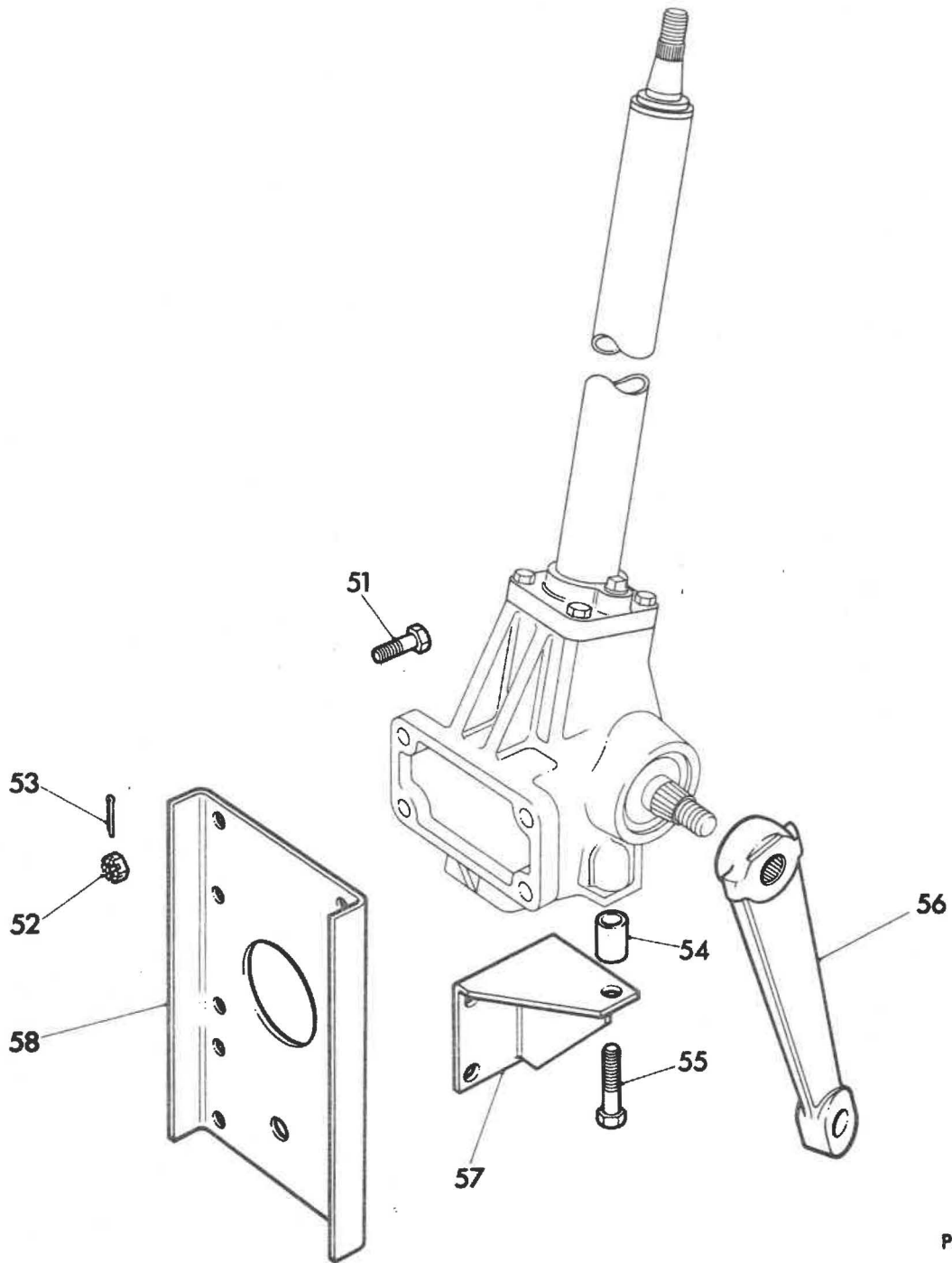
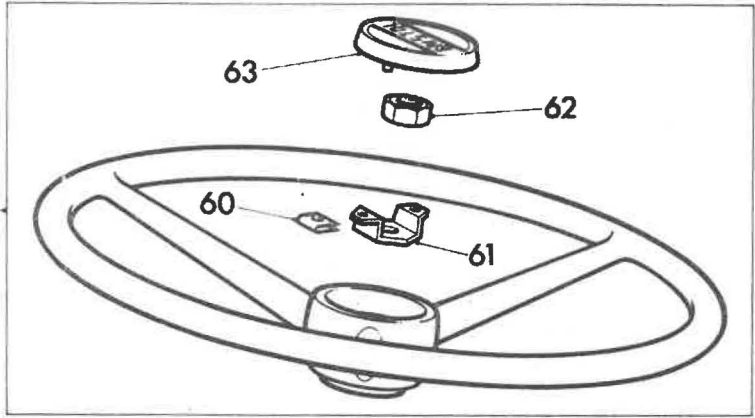


Illus. ref.	Part	Description	Quantity per unit
		Sub Group E.2	
		MANUAL STEERING UNIT	
		STEERING BOX GROUP	
1	6VR6	BOX steering complete	1
	<u>Burman Ref.</u>		
2	81-317	BOX assembly	1
		WASHER (Welsh)	1
3	81-318	NUT main assembly	1
		TUBE transfer	1
		RETAINER transfer tube	1
		BOLT transfer tube retainer	2
		WASHER transfer tube retainer	2
		WASHER tab	2
		BALL steel	18
		COLUMN inner	1
4	28-00-04-027	HOUSING tube assembly	1
		SLEEVE	1
		BUSH	1
		TUBE outer	1
		RIVET outer tube	2
		ALL ABOVE ITEMS CAN ONLY BE SUPPLIED AS SUB ASSEMBLIES	
		ALL PARTS LISTED BELOW CAN BE SUPPLIED AS SEPARATE ITEMS	
5	22-00-07-078	SHAFT rocker	1
6	22-00-10-117	SHIM tube housing	2
7	22-00-10-118	SHIM tube housing	4
8	22-00-10-119	JOINT washer tube housing	2
9	22-00-10-120	JOINT plate cover washer	1
10	22-00-10-123	SHIM tube housing	2
11	22-00-23-027	BALL RACE adjustable	2
12	22-00-12-074	PLATE cover	1
13	02-10-04-013	BOLT	5
14	02-12-04-001	WASHER spring roller race housing	5
15	02-12-12-021	WASHER roller race	1
16	02-18-04-001	ROLLER	36

Illus. ref.	Part	Description	Quantity per unit
17	02-27-12-011	SEAL oil	1
18	02-31-12-011	CIRCLIP	1
19	22-38-12-009	HOUSING roller race	1
20	22-38-12-008	HOUSING roller race	1
21	02-12-12-021	WASHER	1
22	02-31-12-011	CIRCLIP	1
23	02-10-04-005	BOLT	2
24	02-10-04-009	BOLT	1
25	02-10-04-011	BOLT	4
26	02-10-05-006	BOLT	4
27	02-10-06-005	BOLT	2
28	02-11-09-006	NUT	1
29	02-11-10-004	NUT	1
30	02-12-04-001	WASHER spring	3
31	02-12-04-014	WASHER	1
32	02-12-04-015	WASHER	6
33	02-12-05-001	WASHER	4
34	02-12-09-012	WASHER	1
35	02-12-09-035	WASHER	4
36	02-12-09-036	WASHER	1
37	02-12-10-030	WASHER	1
38	02-12-12-025	WASHER	1
39	02-17-05-003	BALL steel main nut	18
40	02-17-05-003	BALL steel adjustable ball-race	24
41	02-21-07-003	PLUG oil	1
42	02-24-06-001	NUT main roller	1
43	02-25-09-002	SCREW adjuster	1
44	02-27-08-036	SEAL oil	1
45	02-27-09-006	SEAL oil	1
46	02-27-12-018	SEAL oil	1
47	02-31-12-012	CIRCLIP	1
48	02-12-04-026	WASHER	2
49	02-12-06-018	WASHER	2
50	02-19-09-012	BUSH outer tube	1
51	DUFB108/16S	BOLT	4
52	UFN408	NUT Grade 1	4
53		SPLIT PIN 3/32" dia. x 1.1/4" long	4
54	202VRG	DISTANCE PIECE	2
55	203VRG	BOLT 5/8" UNF x 2.3/4" drilled head	2
56	113VRG	ARM drop steering	1
57	141VRA	BRACKET support for steering box	1
58	105VRJ	CHANNEL front for steering box support member	1

Illus. ref.	Part	Description	Quantity per unit
STEERING WHEEL GROUP			
59	297VRG	WHEEL steering (black)	1
60	SCG1697/6	NUT spire SCG1697/6	2
61	215VRG	BRACKET for steering wheel motif fixing	1
62	UFN212	LOCKNUT Grade 1	1
63	204REG/2	MOTIF for steering wheel centre	1



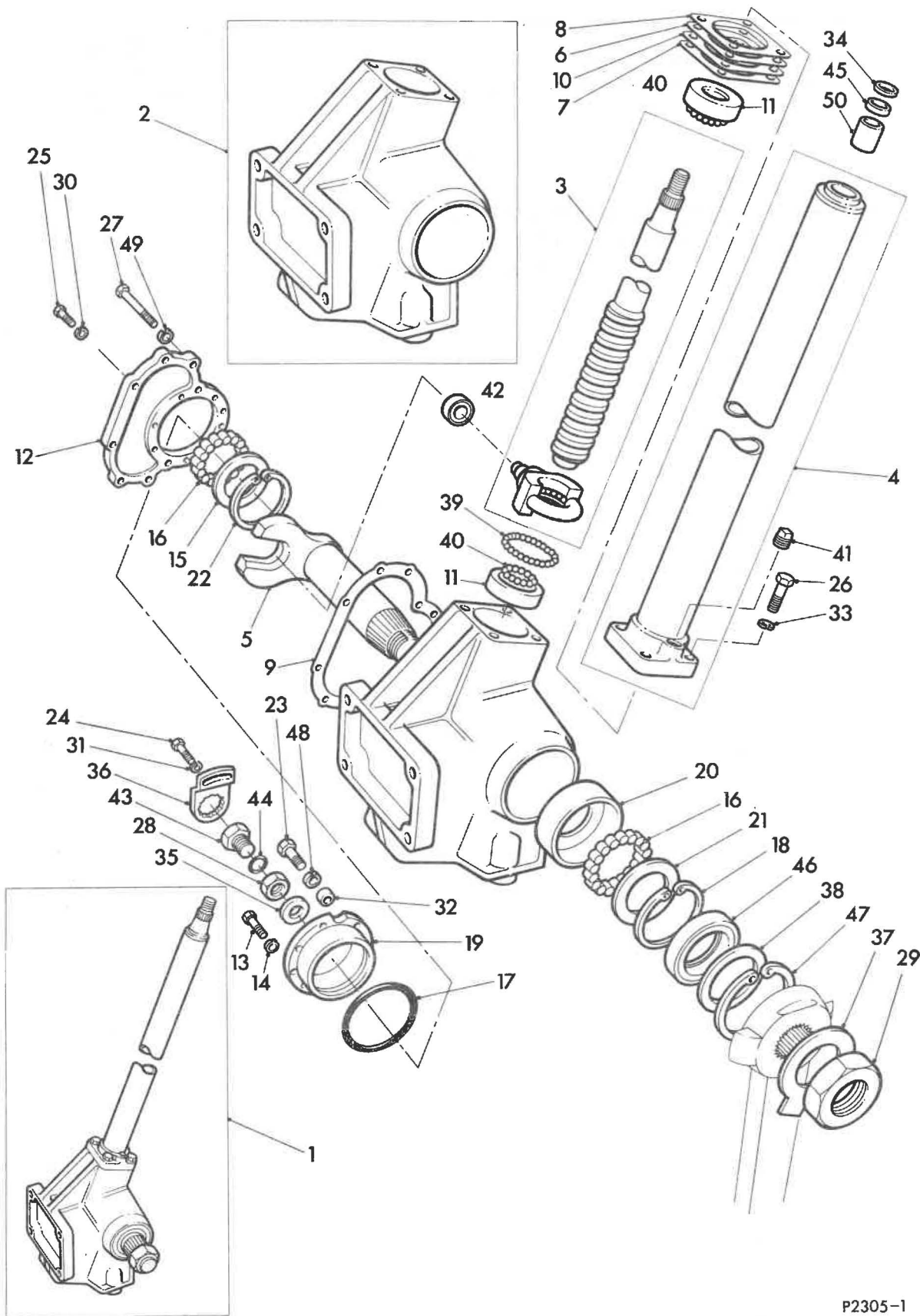


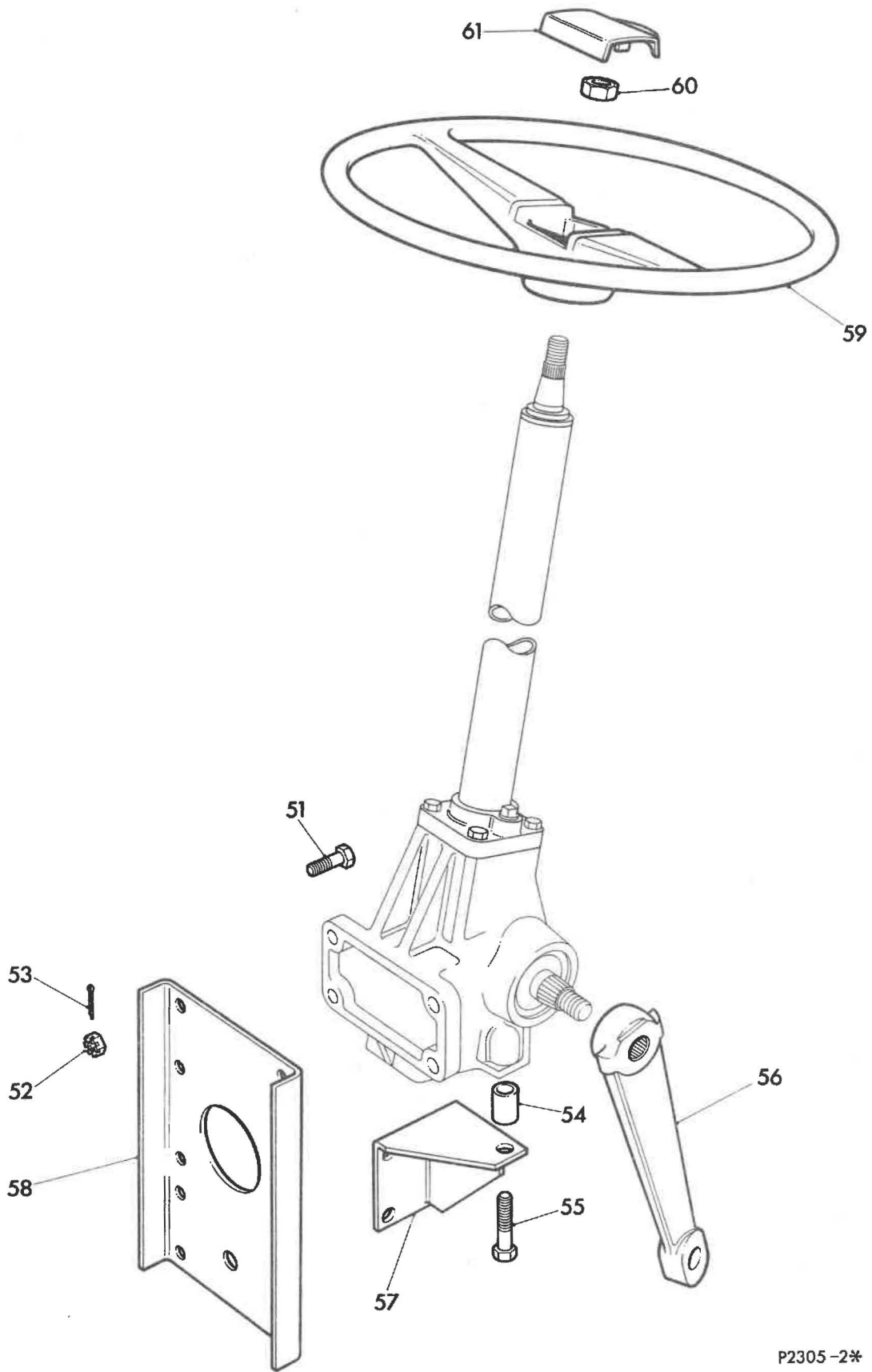
P2305 -2\*

Illus. ref.	Part	Description	Quantity per unit
		Sub Group E.2	
		MANUAL STEERING UNIT	
		STEERING BOX GROUP	
1	6VRG	BOX steering complete	1
	<u>Burman Ref.</u>		
2	81-317	BOX assembly	1
		WASHER (Welsh)	1
3	81-318	NUT main assembly	1
		TUBE transfer	1
		RETAINER transfer tube	1
		BOLT transfer tube retainer	2
		WASHER transfer tube retainer	2
		WASHER tab	2
		BALL steel	18
		COLUMN inner	1
4	28-00-04- 027	HOUSING tube assembly	1
		SLEEVE	1
		BUSH	1
		TUBE outer	1
		RIVET outer tube	2
		ALL ABOVE ITEMS CAN ONLY BE SUPPLIED AS SUB ASSEMBLIES	
		ALL PARTS LISTED BELOW CAN BE SUPPLIED AS SEPARATE ITEMS	
5	22-00-07-078	SHAFT rocker	1
6	22-00-10-117	SHIM tube housing	2
7	22-00-10-118	SHIM tube housing	4
8	22-00-10-119	JOINT washer tube housing	2
9	22-00-10-120	JOINT plate cover washer	1
10	22-00-10-123	SHIM tube housing	2
11	22-00-23-027	BALL RACE adjustable	2
12	22-00-12-074	PLATE cover	1
13	02-10-04-013	BOLT	5
14	02-12-04-001	WASHER spring roller race housing	5
15	02-12-12-021	WASHER roller race	1
16	02-18-04-001	ROLLER	36

Illus. ref.	Part	Description	Quantity per unit
17	02-27-12-011	SEAL oil	1
18	02-31-12-011	CIRCLIP	1
19	22-38-12-009	HOUSING roller race	1
20	22-38-12-008	HOUSING roller race	1
21	02-12-12-021	WASHER	1
22	02-31-12-011	CIRCLIP	1
23	02-10-04-005	BOLT	2
24	02-10-04-009	BOLT	1
25	02-10-04-011	BOLT	4
26	02-10-05-006	BOLT	4
27	02-10-06-005	BOLT	2
28	02-11-09-006	NUT	1
29	02-11-10-004	NUT	1
30	02-12-04-001	WASHER spring	3
31	02-12-04-014	WASHER	1
32	02-12-04-015	WASHER	6
33	02-12-05-001	WASHER	4
34	02-12-09-012	WASHER	1
35	02-12-09-035	WASHER	4
36	02-12-09-036	WASHER	1
37	02-12-10-030	WASHER	1
38	02-12-12-025	WASHER	1
39	02-17-05-003	BALL steel main nut	18
40	02-17-05-003	BALL steel adjustable ball-race	24
41	02-21-07-003	PLUG oil	1
42	02-24-06-001	NUT main roller	1
43	02-25-09-002	SCREW adjuster	1
44	02-27-08-036	SEAL oil	1
45	02-27-09-006	SEAL oil	1
46	02-27-12-018	SEAL oil	1
47	02-31-12-012	CIRCLIP	1
48	02-12-04-026	WASHER	2
49	02-12-06-018	WASHER	2
50	02-19-09-012	BUSH outer tube	1
51	DUFB108/16S	BOLT	4
52	UFN408	NUT Grade I	4
53		SPLIT PIN 3/32" dia. x 1.1/4" long	4
54	202VRG	DISTANCE PIECE	2
55	203VRG	BOLT 5/8" UNF x 2.3/4" drilled head	2
56	113VRG	ARM drop steering	1
57	141VRA	BRACKET support for steering box	1
58	105VRJ	CHANNEL front for steering box support member	1

Illus. ref.	Part	Description	Quantity per unit
		<b>STEERING WHEEL GROUP</b>	
59	No. 1265	WHEEL steering (black) Clifford Coverings	1
60	UFN212	LOCKNUT Grade 1	1
61	HC1265A	CAP steering Clifford Coverings	1





Illus. ref.	Part	Description	Quantity per unit
		Sub Group E.3 POWER STEERING UNIT STEERING BOX GROUP	
1	114VRG	BOX steering complete	1
	Burman Ref		
2	81-316	BOX assembly	1
3	02-13-05-011	STUDS box tube housing end	4
4	02-13-03-021	STUDS box cover plate	6
5	02-13-03-028	STUDS box cover plate	2
6	81-124 189	NUT main assembly	1
7	02-17-03-005	BALLS steel 5/16" dia	28
8	02-27-12-031	SEAL oil main nut	1
9	02-27-12-36	SEAL oil main nut	1
10	02-31-12-009	CIRCLIP main nut	1
11	02-31-12-014	CIRCLIP main nut	1
12	38-00-04-065	COLUMN inner upper assembly	1
13	38-00-04-026	HOUSING tube assembly	1
14	02-19-09-031	BUSH	1
15	32-00-07-119	SHAFT rocker	1
16	32-00-33-001	SECTOR	1
(	02-12-12-074	WASHER sector thickness 2.29 to 2.34 )	
(	02-12-12-075	WASHER sector thickness 2.41 to 2.46 )	
17 (	02-12-12-076	WASHER sector thickness 2.53 to 2.58 )	Circlip as
(	02-12-12-077	WASHER sector thickness 2.65 to 2.70 )	end reqd.
(	02-12-12-078	WASHER sector thickness 2.77 to 2.82 )	
(	02-12-12-079	WASHER sector thickness 2.89 to 2.94 )	

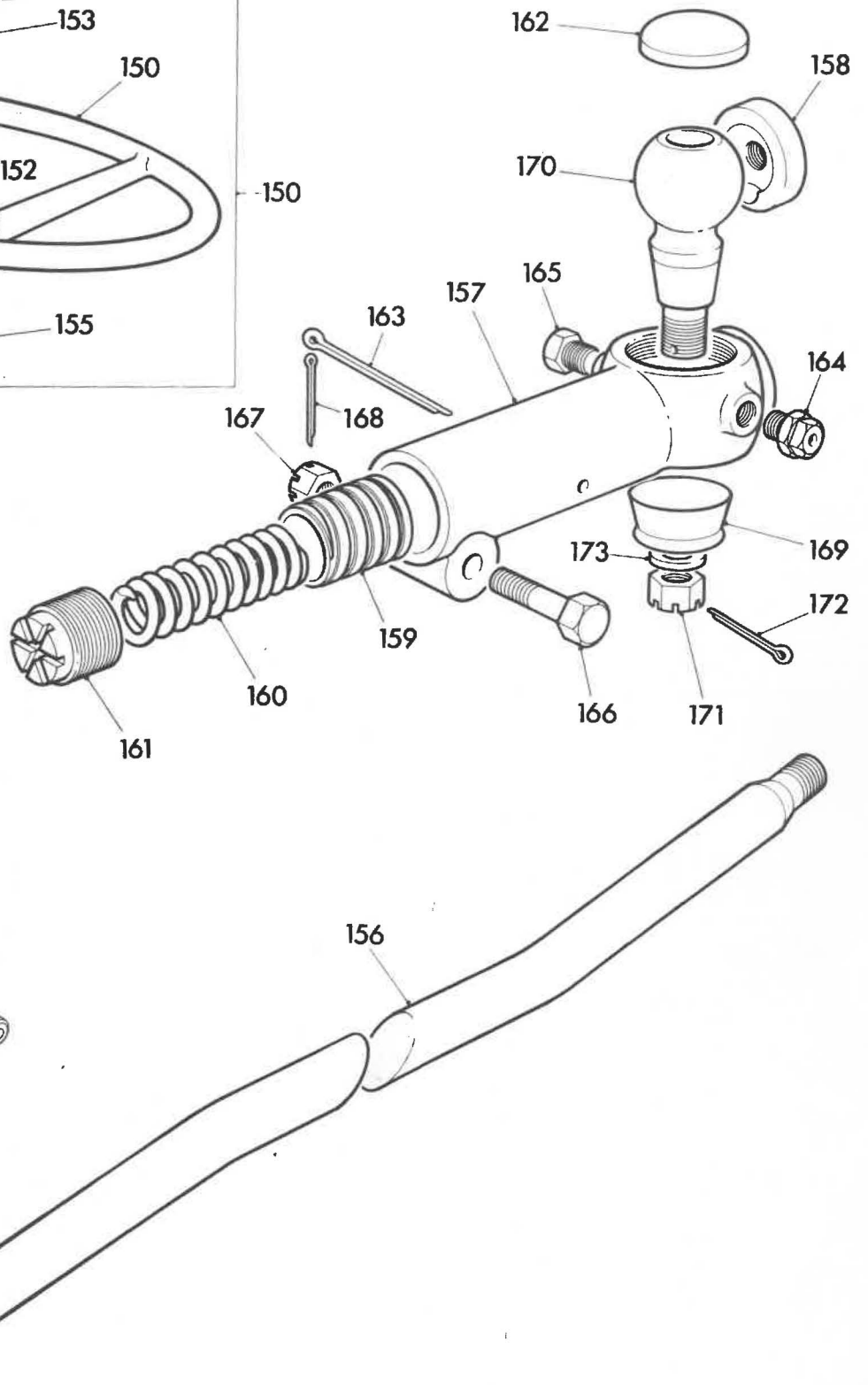
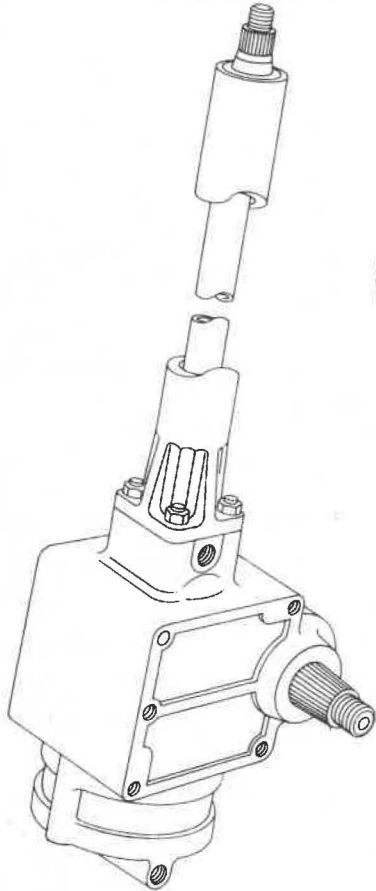
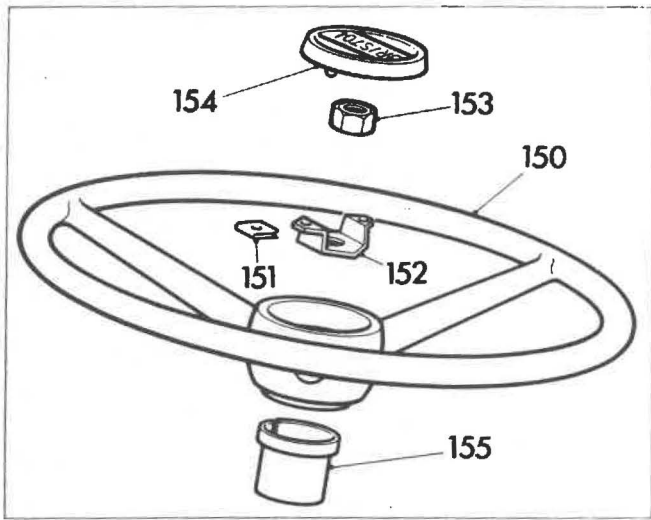
Illus. ref.	Part	Description	Quantity per unit
18	( 02-12-12-068	WASHER sector thickness 2.39 to 2.42 )	as reqd.
	( 02-12-12-069	WASHER sector thickness 2.47 to 2.50 )	
	( 02-12-12-070	WASHER sector thickness 2.55 to 2.58 )Main	
	( 02-12-12-071	WASHER sector thickness 2.63 to 2.66 )nut end	
	( 02-12-12-072	WASHER sector thickness 2.71 to 2.74 )	
	( 02-12-12-073	WASHER sector thickness 2.79 to 2.82 )	
19	02-12-12-066	WASHER 0.48 to 0.53	2
20	02-31-12-015	CIRCLIP	1
21	32-00-10-268	SHIM end plate return .0025"	2
22	32-00-10-269	SHIM end plate return .0005"	2
23	32-00-10-270	SHIM end plate return .010"	2
24	32-00-10-271	SHIM end plate return .004"	2
25	32-00-11-087	PLATE end feed	1
26	32-00-11-094	PLATE end return	1
27	32-00-12-173	PLATE cover	1
28	32-00-23-043	RACE ball adjustable inner column	2
29	02-10-03-027	BOLTS end plate feed	6
30	02-11-03-005	NUTS box cover plate	8
31	02-11-05-008	NUTS box tube housing	4
32	02-11-12-002	NUT rocker shaft	1
33	( 02-12-03-002	WASHER spring end plate feed	6
		WASHER box	8
34	02-12-05-001	WASHER spring box tube housing	4
35	02-12-09-054	WASHER upper column	1
36	02-12-12-032	WASHER rocker shaft roller race	1
37	02-12-12-032	WASHER tab rocker shaft	1
38	02-12-12-053	WASHER top ball race rocker shaft	1
39	02-14-03-002	SETSCREW end plate	1
40	02-17-03-005	BALLS steel main nut and adjustable ball races	15
41	02-18-04-001	ROLLERS steel roller race housing	38
42	02-27-03-001	SEAL oil O-ring cover plate studs	4
43	02-27-07-022	SLEEVE sealing end plate feed	1
44	02-27-07-023	SEAL oil O-ring end plate studs	1
45	02-27-08-048	SEAL oil lipped end plate return	1
46	02-27-12-027	SEAL oil O-ring rocker shaft	3
47	02-27-12-028	SEAL oil O-ring cover plate	1
48	02-27-12-060	RING piston ram main nut	1
49	02-27-12-034	SEAL oil end plate feed	1
50	02-27-12-037	SEAL oil top ball race rocker shaft	1
51	02-35-04-005	DOWEL cover plate	1
52	02-36-01-006	SPRING end cover feed	1
53	32-38-12-013	HOUSING roller race	2
54	02-21-05-007	PLUG oil relief valve	1
55	02-27-05-003	SEAL oil O-ring end plate studs	4

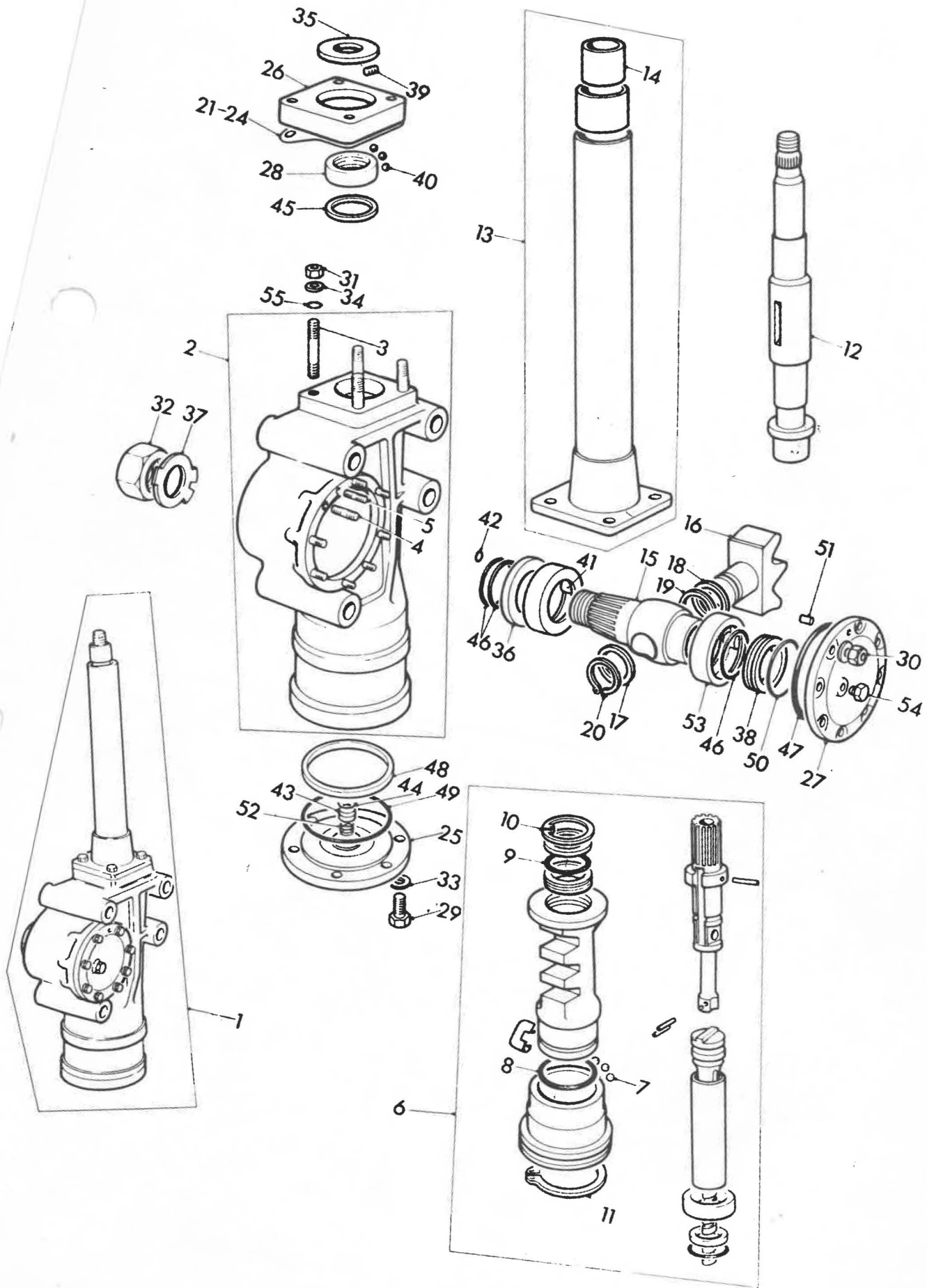
Illus. ref.	Part	Description	Quantity per unit
56	106VRG	BRACKET mounting for steering box offside	1
57	105VRG	BRACKET mounting for steering box nearside	1
58	241VRG	SPACER	7
59	245VRG	BOLT 1/2" UNC x 2" long (drilled head)	7
60	1224	WASHER 1/2" Shakeproof	7
61		WIRE soft iron 16 SWG	as reqd.
62	247VRG	SCREW 1/2" UNC x 1" long (drilled)	2
63	248VRG	SCREW 1/2" UNC x 1.1/4" long (drilled)	6
64	UCN408	NUT grade 1	8
65		SPLIT PIN 3/32" x 1.1/4" long	8
66	111VRG	ARM drop for power steering box	1
67	277VRG	BOLT banjo )Steering box	1
68	RP31/6	WASHER copper and asbestos )delivery	2
69	242VRG	FITTING end for hose )Steering box	1
70	RP31/6	WASHER copper and asbestos )outlet	1
71	283VRG	PIPE delivery - Z-member to rear spring rear bracket	1
72	119VRG	PIPE delivery - rear spring rear bracket to front bracket	1
73	220VRG	PIPE delivery - rear spring front bracket to fuel tank	1
74	265VRG	PIPE delivery - rear spring front bracket to fuel tank	1
75	269VRG	PIPE delivery - fuel tank to front axle	1
76	270VRG	PIPE delivery - front axle to front of frame	1
77	278VRG	PIPE delivery - front of frame to steering box	1
78		ADAPTER Aeroquip No.136-8	4
79	264VRG	PIPE return - steering box to front of frame	1
80	271VRG	PIPE return - front of frame to front axle	1
81	227VRG	PIPE return - fuel tank to rear spring front bracket - use on VRT/LH/3 - VRT/LL/3	1
82	266VRG	PIPE return - fuel tank to rear spring front bracket - use on VRT/SL/3	1
83	120VRG	PIPE return - rear spring front to rear bracket	1
84	284VRG	PIPE return - rear spring rear bracket to Z-member	1
85	210VRG	CONNECTOR hose )Steering box	1
86		CLIP hose BS.3628 No.1005 )outlet	2
87		UNION line 5/8" dia pipe Westinghouse WS40/40/40	5
88	288VRG	PIPE return - third pipe front axle to fuel tank	1
89	273VRG	PIPE return - fifth pipe - steering box return	1

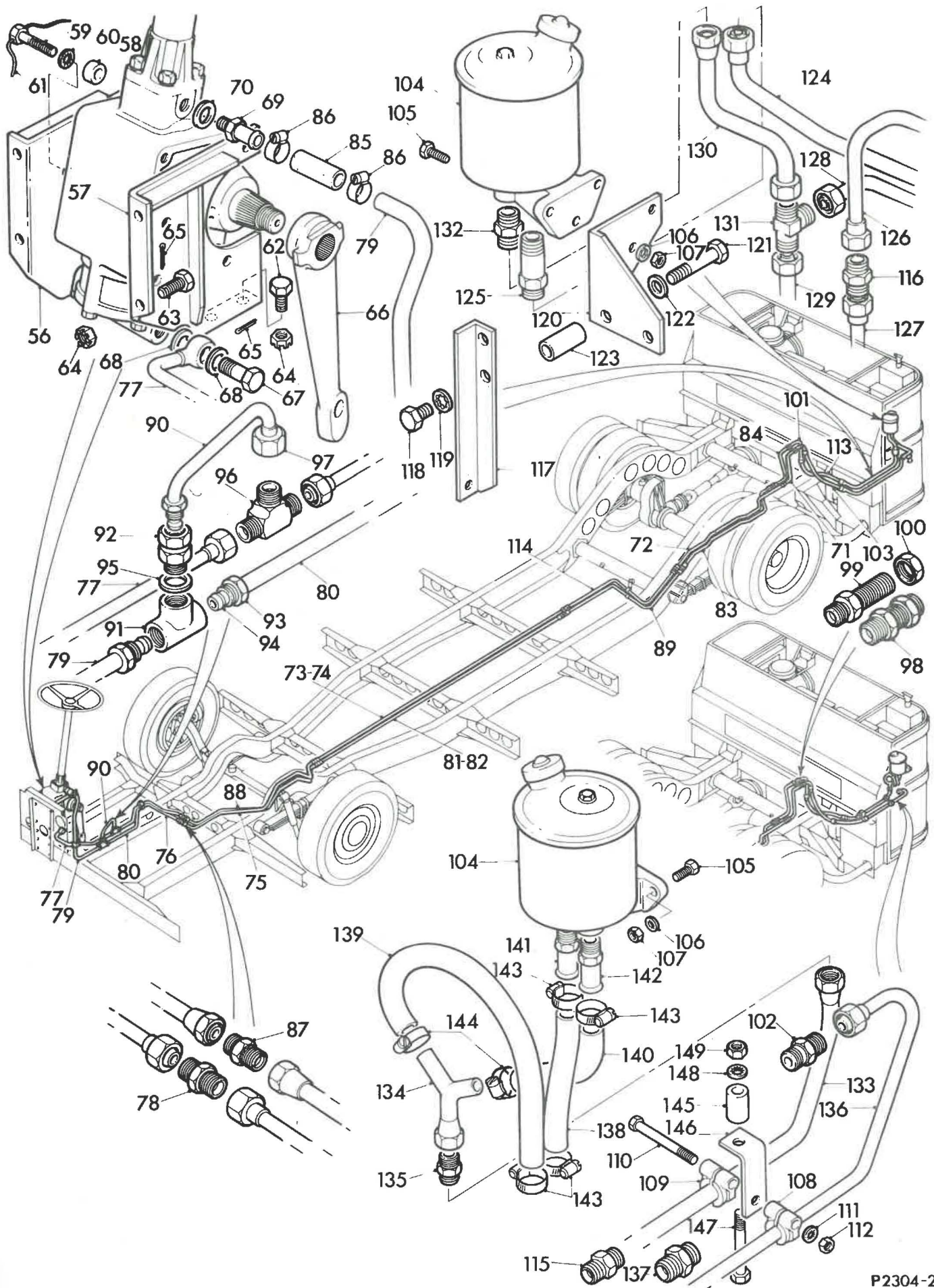
Illus. ref.	Part	Description	Quantity per unit
90	232VRG	PIPE by-pass for steering box	1
91		T-PIECE Enots No. 34033537	1
92		VALVE non-return Enots No. LY.367	1
93		NUT tubing Enots No. 34027908	2
94		SLEEVE tubing Enots No. 34027808	2
95		WASHER copper Enots No. 48021304	1
96		T-PIECE Aeroquip No. AQ.536-8	1
97	95WU	NUT union	1
98		ADAPTER bulkhead Aeroquip No. HD.1260-8	1
99		FITTING bulkhead Simplifix No. D400/40/40	1
100		LOCKNUT 1/2" B.S.P.	1
101	291VRG	PIPE return Z-member to flexible hose	1
102	267VRG	ADAPTER for power steering pump-outlet	1
103	276VRG	HOSE delivery power steering	1
104	Leyland No. 551295	RESERVOIR assembly for power steering	1
105	UCS104/8S	SCREW )	3
106	1214	WASHER 1/4" Shakeproof ) Reservoir to mounting	3
107	UCN104	NUT grade 1 )	3
108	21PL/5	CLIP pillar	4
109	188WQ/5	CLIP pillar	4
110	UCB104/26S	BOLT	2
111	1214	WASHER 1/4" Shakeproof	2
112	UCN104	NUT grade 1	2
113	289VRW	CONNECTION hose	1
114	268VRG	PIPE delivery - 3rd pipe - pump to steering box complete	1
115		UNION line 5/8" od pipe Westinghouse No. WS.40/40/40	1
		THE FOLLOWING ITEMS ARE APPLICABLE TO LEYLAND ENGINE ONLY	
116		ADAPTER Aeroquip No. 136-8	2
117	295VRG	BRACKET support for power steering pipe	1
118		SCREW M10 x 12 mm long	2
119		WASHER Shakeproof M10	2
120	292VRG	BRACKET support for oil reservoir	1
121		BOLT M10 x 1.5 x 70 mm	2
122		WASHER plain 3/8" dia to BS.3410 table 5	2

Illus. ref.	Part	Description	Quantity per unit
123	256LHN	DISTANCE PIECE	2
124	123VRG	PIPE power steering - reservoir to pump	1
125	296VRG	ADAPTER for reservoir outlet	1
126	125VRG	PIPE delivery for power steering - pump to line union	1
127	294VRG	PIPE delivery power steering - line union to flexible connection	1
128	126VRG	PIPE by-pass power steering pump	1
129	127VRG	PIPE return power steering - flexible hose to T-piece	1
130	124VRG	PIPE return power steering - T-piece to reservoir	1
131		T-PIECE Simplifix No. D50/40/40/32	1
132		COUPLING stud - Simplifix No. D43/40/243	1
THE FOLLOWING ITEMS ARE APPLICABLE TO GARDNER ENGINE ONLY			
133	122VRG	PIPE return - flexible hose to line union	1
134	290VRG	T-PIECE junction for power steering return	1
135		UNION line 5/8" pipe Westinghouse No. WS40/40/40	1
136	121VRG	PIPE delivery - pump to flexible hose	1
137		ADAPTER Aeroquip No. 136-8	1
138	211VRG	CONNECTION hose - reservoir to pump inlet	1
139	275VRG	CONNECTION hose - pump by-pass to junction T-piece	1
140	211VRG	CONNECTION hose - junction T-piece to reservoir	1
141	214VRG	FITTING end for hose - oil reservoir outlet	1
142	209VRG	FITTING end for hose - oil reservoir inlet	1
143		CLIP hose BS.3628 No.100S	4
144		CLIP hose BS.3628 No.087S	2
145	376LDU	DISTANCE PIECE	2
146	363MWV	BRACKET clip support	2
147	UCB106/24S	BOLT	2
148	1220	WASHER 3/8" Shakeproof	2
149	UCN106	NUT grade 1	2
STEERING WHEEL GROUP			
150	115VRG	WHEEL steering (black)	1
151		NUTS spire SCG.1697/6	2
152	215REG	BRACKET for steering wheel motif fixing	1

Illus. ref.	Part	Description	Quantity per unit
153	UFN212	LOCKNUT grade 1	1
154	204REG/2	MOTIF for steering wheel centre	1
155	202VRC	SLEEVE adapter	2
FORE AND AFT ROD GROUP			
156	112VRG/1	ROD fore and aft	1
157	100HGG	SOCKET for fore and aft rod right hand	2
158	219HGE/1	SEATING - small - for socket	2
159	220HGE	SEATING - large - for socket	2
160	221HGE	SPRING for socket	2
161	226HGE	CAP for fore and aft rod socket - right hand	2
162	223HGE	DISC sealing for socket	2
163		SPLIT PIN 5/32" x 2.1/2" long	2
164	NB5962	NIPPLE 1/8" B.S.P. Tecaletit	2
165		PLUG brass 1/8" B.S.P. - Rotherham No.1 hex. standard	2
166	DUFB/108/18S	BOLT	2
167	UFN408	NUT grade 1	2
168		SPLIT-PIN 3/32" x 1.1/4" long	2
169	236LSE	EXCLUDER dust	2
170	203MWE	PIN ball for socket	2
171	297LSE	NUT 5/8" B.S.F. for ball pin	2
172		SPLIT PIN 1/8" x 1.1/2" long	2
173	BS3410	WASHER 5/8" plain table 5	2







Illust. ref.	Part	Description	Quantity per unit
		Sub Group E.3	
		POWER STEERING UNIT	
		STEERING BOX GROUP	
1	114VRG/2	BOX steering complete	1
	Burman Ref		
2	81/162	BOX assembly	1
3	02/13/05/011	STUDS box tube housing end	4
4	02/13/03/021	STUDS box cover plate	6
5	02/13/03/028	STUDS box cover plate	2
6	81/543	NUT main assembly	1
7	02/17/03/005	BALLS steel 5/16" dia	28
8	02/27/12/031	SEAL oil main nut	1
9	02/27/12/36	SEAL oil - grooved washer - main nut	1
9a	02/27/12/36	SEAL oil - grooved washer - box	1
10	02/31/12/009	CIRCLIP main nut	1
11	02/31/12/014	CIRCLIP main nut	1
12	38/00/04/189	COLUMN inner upper assembly	1
13	38/00/04/190	HOUSING tube assembly	1
14	02/19/09/031	BUSH	1
15	32/00/07/119	SHAFT rocker	1
16	32/00/33/001	SECTOR	1
	( 02/12/12/074	WASHER sector thickness 2.29 )	
	(	to 2.34 )	
	( 02/12/12/075	WASHER sector thickness 2.41 to 2.46 )	
17	( 02/12/12/076	WASHER sector thickness 2.53 to 2.58 )	Use one only
	( 02/12/12/077	WASHER sector thickness 2.65 to 2.70 )	
	( 02/12/12/078	WASHER sector thickness 2.77 to 2.82 )	
	( 02/12/12/079	WASHER sector thickness 2.89 to 2.94 )	



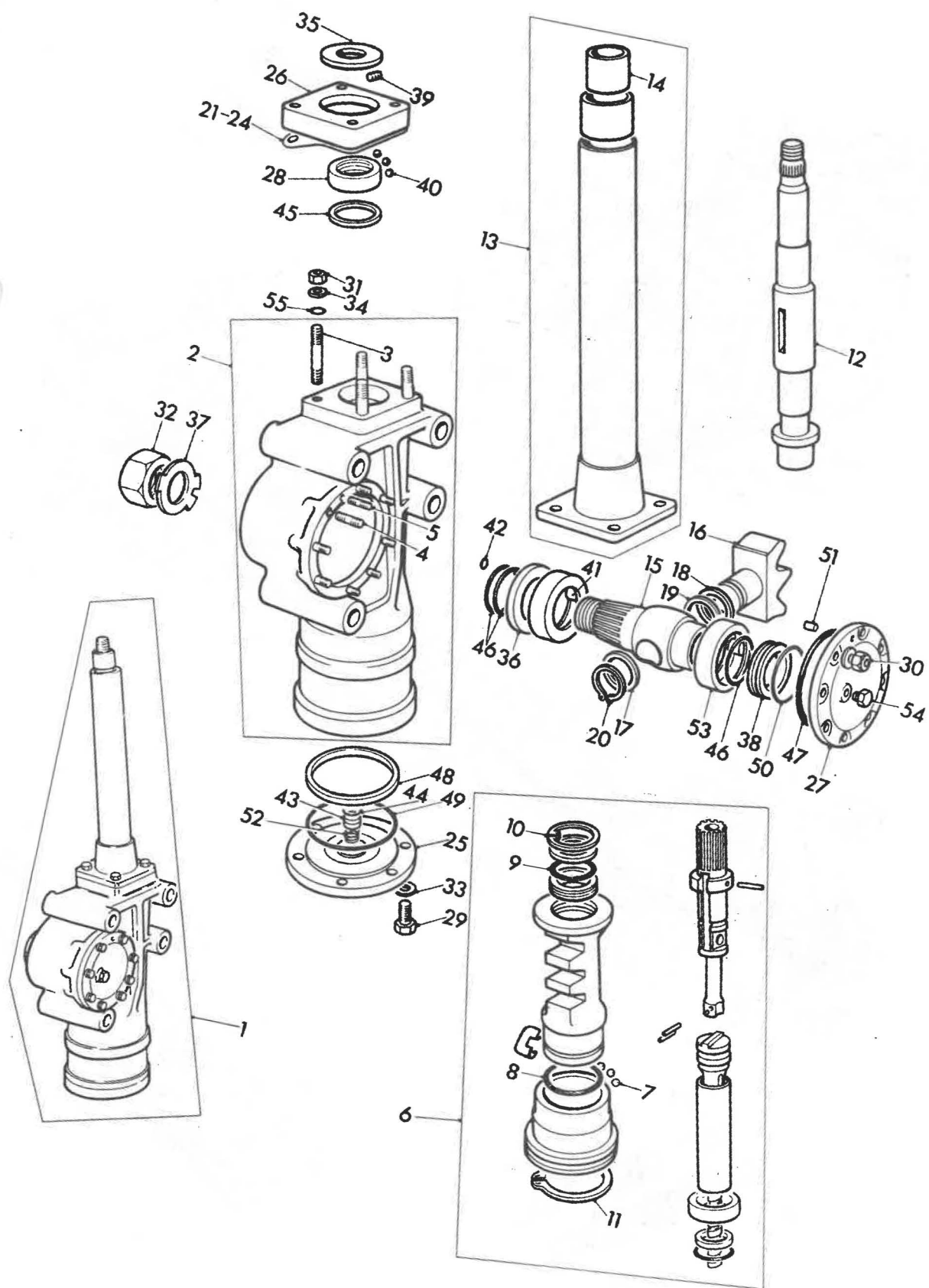
Illus. ref.	Part	Description	Quantity per unit
18	( 02-12-12-068	WASHER sector thickness 2.39 to 2.42 )	Use one only
	( 02-12-12-069	WASHER sector thickness 2.47 to 2.50 )	
	( 02-12-12-070	WASHER sector thickness 2.55 to 2.58 )Main	
	( 02-12-12-071	WASHER sector thickness 2.63 to 2.66 )nut end	
	( 02-12-12-072	WASHER sector thickness 2.71 to 2.74 )	
	( 02-12-12-073	WASHER sector thickness 2.79 to 2.82 )	
19	02-12-12-066	WASHER 0.48 to 0.53	2
20	02-31-12-015	CIRCLIP	1
21	32-00-10-268	SHIM end plate return .0025"	2
22	32-00-10-269	SHIM end plate return .0005"	2
23	32-00-10-270	SHIM end plate return .010"	2
24	32-00-10-271	SHIM end plate return .004"	2
25	32-00-11-087	PLATE end feed	1
26	32-00-11-094	PLATE end return	1
27	32-00-12-173	PLATE cover	1
28	32-00-23-043	RACE ball adjustable inner column	2
29	02-10-03-027	BOLTS end plate feed	6
30	02-11-03-005	NUTS box cover plate	8
31	02-11-05-008	NUTS box tube housing	4
32	02-11-12-002	NUT rocker shaft	1
33	( 02-12-03-002	WASHER spring end plate feed	6
	(	WASHER box	
34	02-12-05-001	WASHER spring box tube housing	4
35	02-12-09-054	WASHER upper column	1
36	02-12-12-032	WASHER rocker shaft roller race	1
37	02-12-12-033	WASHER tab rocker shaft	1
38	02-12-12-053	WASHER top ball race rocker shaft	1
39	02-14-03-002	SETSCREW end plate	1
40	02-17-03-005	BALLS steel main nut and adjustable ball races	15
41	02-18-04-001	ROLLERS steel roller race housing	38
42	02-27-03-001	SEAL oil O-ring cover plate studs	4
43	02-27-07-022	SLEEVE sealing end plate feed	1
44	02-27-07-023	SEAL oil O-ring end plate studs	1
45	02-27-08-070	SEAL oil lipped end plate return	1
46	02-27-12-027	SEAL oil O-ring rocker shaft	3
47	02-27-12-028	SEAL oil O-ring cover plate	1
48	02-27-12-060	RING piston ram main nut	1
49	02-27-12-034	SEAL oil end plate feed	1
50	02-27-12-037	SEAL oil top ball race rocker shaft	1
51	02-35-04-005	DOWEL cover plate	1
52	02-36-01-006	SPRING end cover feed	1
53	32-38-12-013	HOUSING roller race	2
54	02-21-05-007	PLUG oil relief valve	1
55	02-27-05-003	SEAL oil O-ring end plate studs	4

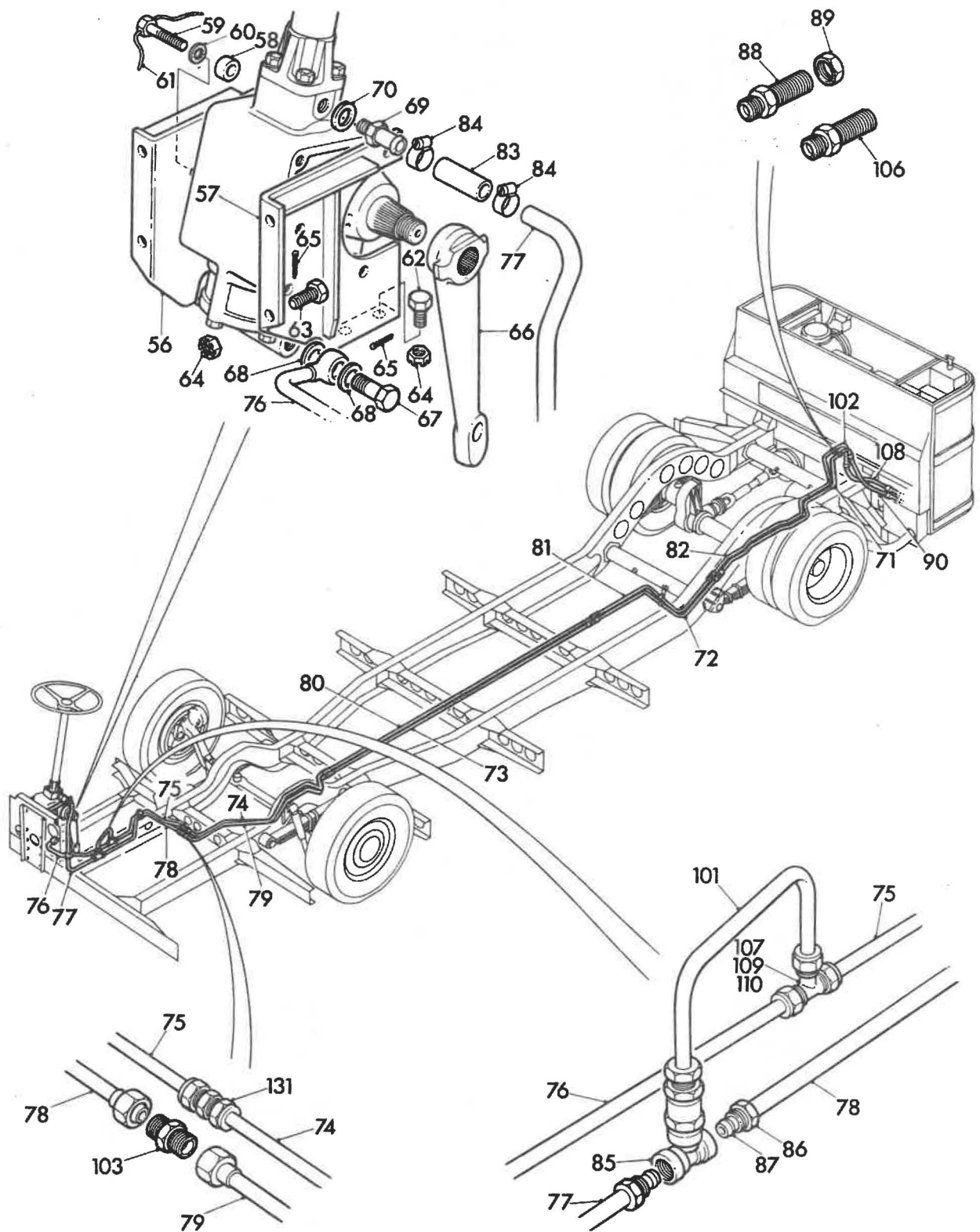
Illust. ref.	Part	Description	Quantity per unit
56	106VRG	BRACKET mounting for steering box offside	1
57	105VRG	BRACKET mounting for steering box nearside	1
58	241VRG	SPACER	7
59	245VRG	BOLT 1/2" UNC x 2" long (drilled head)	7
60	1224	WASHER 1/2" Shakeproof	7
61		WIRE soft iron 16 SWG	as reqd
62	247VRG	SCREW 1/2" UNC x 1" long (drilled)	2
63	248VRG	SCREW 1/2" UNC x 1.1/4" long (drilled)	6
64	UCN408	NUT grade 1	8
65		SPLIT PIN 3/32" x 1.1/4" long	8
66	111VRG	ARM drop for power steering box	1
67	277VRG	BOLT banjo ) Steering box	1
68	RP31/6	WASHER copper and asbestos ) delivery	2
69	242VRG	FITTING end for hose ) Steering box	1
70	RP31/6	WASHER copper and asbestos ) outlet	1
71	10VRG	PIPE delivery Z - member to rear spring front bracket	1
72	306VRG	PIPE delivery - rear spring front bracket to rear fuel tank position	1
73	307VRG	PIPE delivery - rear fuel tank to forward tank position use on VRT/LL3 & VRT/LH3	) 1 )
73	308VRG	PIPE delivery - rear fuel tank to forward tank position use on VRT/SL3	) 1 )
74	309VRG	PIPE delivery - front fuel tank to front axle	1
75	310VRG	PIPE delivery - front axle to T-piece	1
76	133VRG	PIPE delivery - T-piece to steering box	1
77	264VRG	PIPE return - steering box to front of frame	1
78	271VRG	PIPE return - front of frame to front axle	1
79	288VRG	PIPE return - front axle to forward fuel tank	1
80	227VRG	PIPE return - fuel tank to rear fuel tank ) use on VRT/LL3 & VRT/LH3 )	1 )
80	266VRG	PIPE return - fuel tank to rear fuel tank ) use on VRT/SL3 )	1 )
81	273VRG	PIPE return - rear fuel tank to rear spring front bracket	1

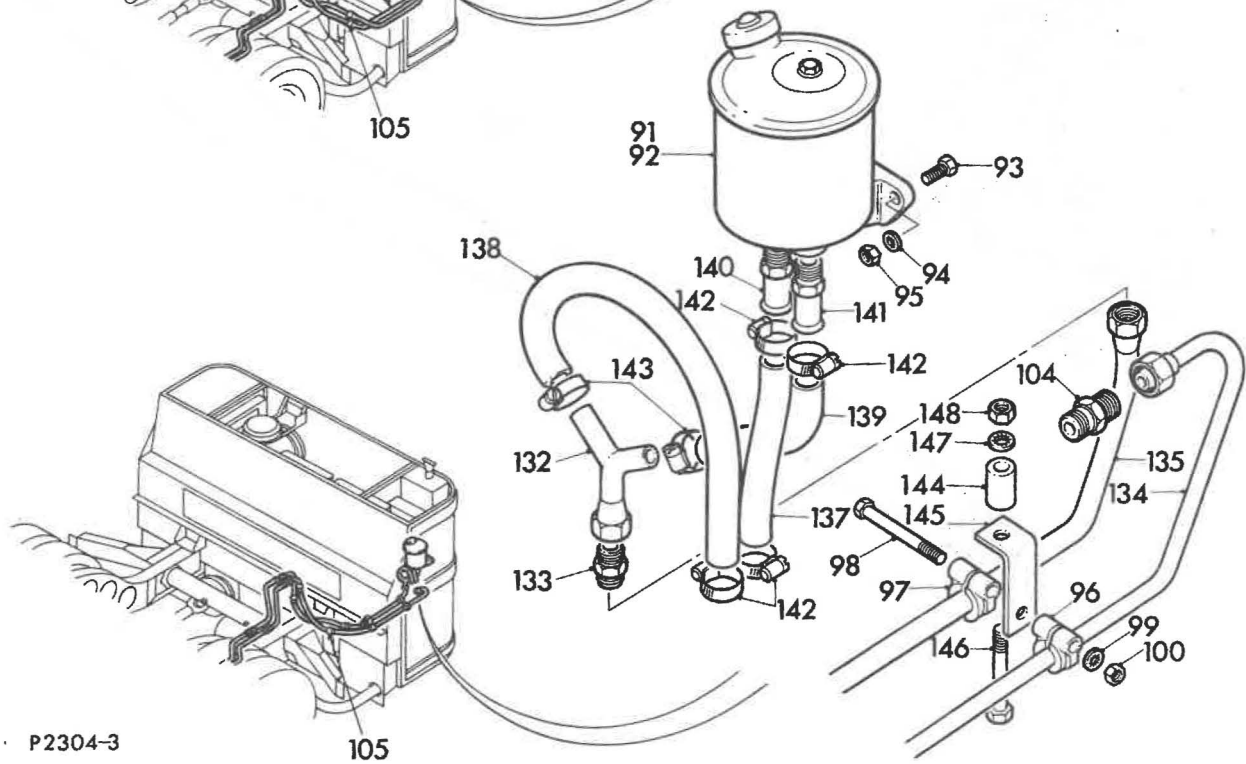
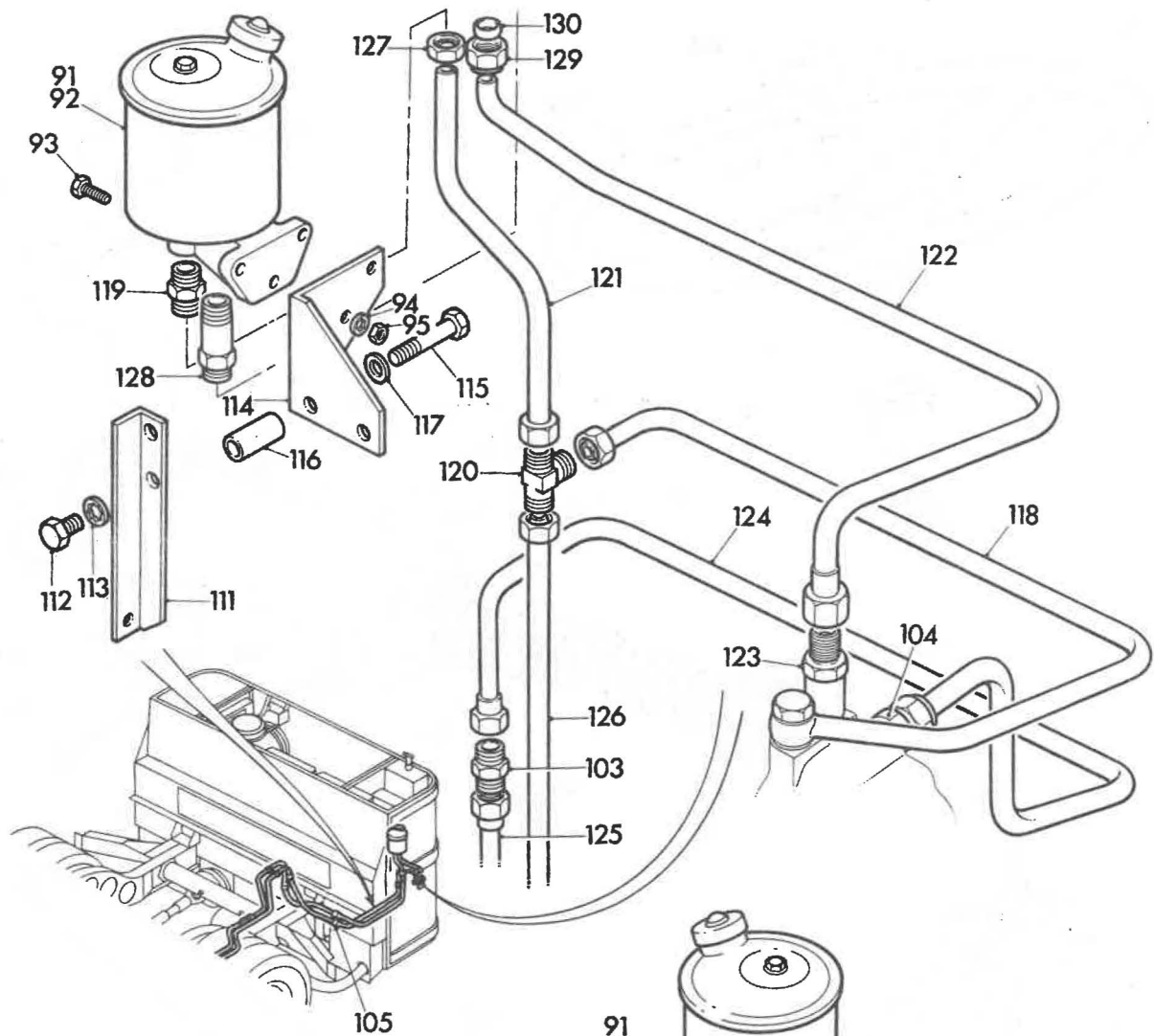
Illust. ref.	Part	Description	Quantity per unit	
82	11VRG	PIPE return - rear spring front bracket to Z-member	1	
83	210VRG	CONNECTOR hose ) Steering	1	
84		CLIP hose BS3628 No. 100S ) box outlet	2	
85	322VRG	T-PIECE non-return	1	
86	34027908	NUT tubing Enots	2	
87	34027808	SLEEVE tubing Enots	2	
88	D400/40/40	FITTING bulkhead simplifix	1	
89		LOCKNUT 1/2" BSP	1	
90	276VRG	HOSE delivery power steering	1	
91	551295	RESERVOIR assembly (Leyland No)	1	
92	HE1826	ELEMENT for reservoir Holbourn Eaton	1	
93	UCS/104/8S	SCREW ) Reservoir	3	
94		1214	WASHER 1/4" dia Shakeproof ) to	3
95		UCN104	NUT Grade 1 ) mounting	3
96	21PL/5	CLIP pillar	4	
97	188WQ/5	CLIP pillar	4	
98	UCB104/26S	BOLT	2	
99		1214	WASHER 1/4" Shakeproof	2
100	UCN104	NUT grade 1	2	
101	311VRG	PIPE Bye pass - steering box	1	
102	312VRG	PIPE return - 'Z' member to reservoir	1	
103	WS/40/40/40	UNION line 5/8" dia Westinghouse	5	
104		313VRG	ADAPTER - pump outlet	1
105		314VRG	ADAPTER - delivery flexible connection	1
106		315VRG	COUPLING bulkhead 'Z' member	1
107		2051	T-PIECE Wade, Bye pass pipe	1
108		317VRG	CONNECTION flexible	1
109		1011	NUT 1/2" Wade	3
110		1031S	RING coupling 1/2" Wade	3
THE FOLLOWING ITEMS ARE APPLICABLE TO LEYLAND ENGINE ONLY				
111		295VRG	BRACKET support for power steering pipe	1
112			SCREW M10 x 12 mm long	2
113			WASHER Shakeproof M10	2
114		292VRG	BRACKET support for oil reservoir	1
115			BOLT M10 x 1.5 x 70 mm	2
116	256LHN	DISTANCE PIECE	2	
117		WASHER plain 3/8" dia to BS.3410 tables	2	

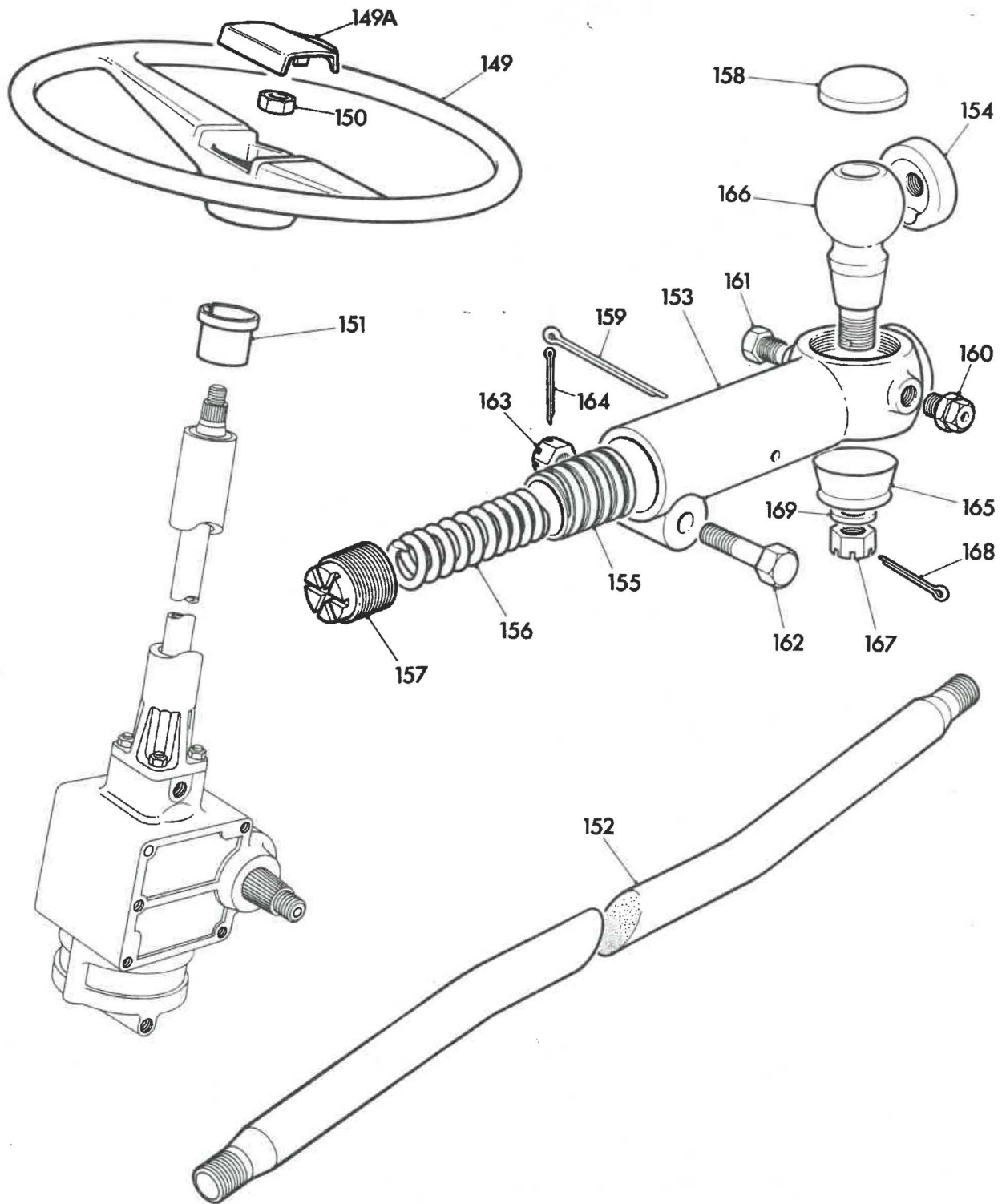
Illust. ref.	Part	Description	Quantity per unit
118	126VRG	PIPE Bye-pass power steering pump	1
119	WS/43/40/243	STUD coupling Simplifix	1
120	D50/40/40/32	T-PIECE Simplifix	1
121	124VRG	PIPE return T-piece to reservoir	1
122	139VRG	PIPE power steering reservoir to pump	1
123	323VRG	ADAPTER feed & bye-pass pipe	1
124	131VRG	PIPE delivery pump to 'Z' member	1
125	304VRG	PIPE delivery pump to 'Z' member	1
126	134VRG	PIPE return 'Z' member to reservoir	1
127	315WQ	NUT union	1
128	318VRG	ADAPTER reservoir outlet	1
129	1013	NUT 5/8" Wade	1
130	1033S	RING coupling Wade	1
131	1051	COUPLING equal ended	1
THE FOLLOWING ITEMS ARE APPLICABLE TO GARDNER ENGINE ONLY			
132	290VRG	T-PIECE junction for power steering return	1
133	WS40/40/40	UNION line 5/8" pipe Westinghouse	1
134	136VRG	PIPE delivery - pump to 'Z'-member	1
135	137VRG	PIPE return 'Z'-member to reservoir	1
131	1051	COUPLING equal ended 1/2" Wade	4
137	299VRG	CONNECTION hose - reservoir to pump inlet	1
138	275VRG	CONNECTION hose - pump by-pass to junction T-piece	1
139	299VRG	CONNECTION hose - junction T-piece to reservoir	1
140	214VRG	FITTING end for hose - oil reservoir outlet	1
141	209VRG	FITTING end for hose - oil reservoir inlet	1
142		CLIP hose BS.3628 No. 100S	4
143		CLIP hose BS.3628 No. 087S	2
144	376LDU	DISTANCE PIECE	2
145	363MWV	BRACKET clip support	2
146	UCB106/24S	BOLT	2
147	1220	WASHER 3/8" Shakeproof	2
148	UCN106	NUT grade 1	2
STEERING WHEEL GROUP			
149	1265	WHEEL STEERING ) Clifford Coverings	1
149a	1265A	CAP & clips )	1
150	UFN212	LOCKNUT grade 1	1
151	202VRC	SLEEVE adapter	2

Illus. ref.	Part	Description	Quantity per unit
FORE AND AFT ROD GROUP			
152	112VRG/1	ROD fore and aft	1
153	100HGG	SOCKET for fore and aft rod right hand	2
154	219HGE/1	SEATING - small - for socket	2
155	220HGE	SEATING - large - for socket	2
156	221HGE	SPRING for socket	2
157	226HGE	CAP for fore and aft rod socket - right hand	2
158	223HGE	DISC sealing for socket	2
159		SPLIT PIN 5/32" x 2.1/2" long	2
160	NB5962	NIPPLE 1/8" B.S.P. Tecalemit	2
161		PLUG brass 1/8" B.S.P. - Rotherham No.1 hex. standard	2
162	DUFB/108/18S	BOLT	2
163	UFN408	NUT grade 1	2
164		SPLIT-PIN 3/32" x 1.1/4" long	2
165	236LSE	EXCLUDER dust	2
166	203MWE	PIN ball for socket	2
167	297LSE	NUT 5/8" B.S.F. for ball pin	2
168		SPLIT PIN 1/8" x 1.1/2" long	2
169	BS3410	WASHER 5/8" plain table 5	2

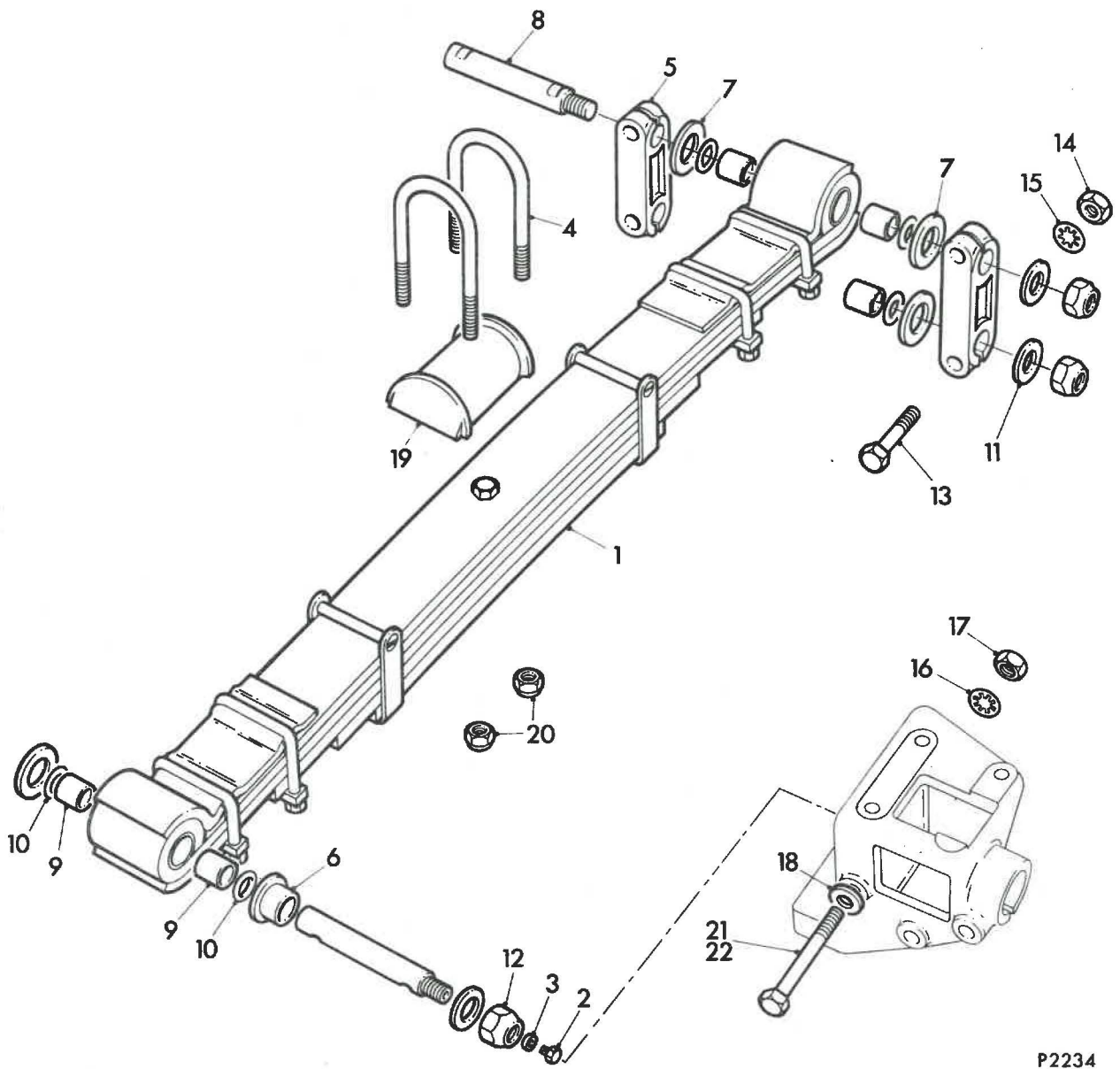






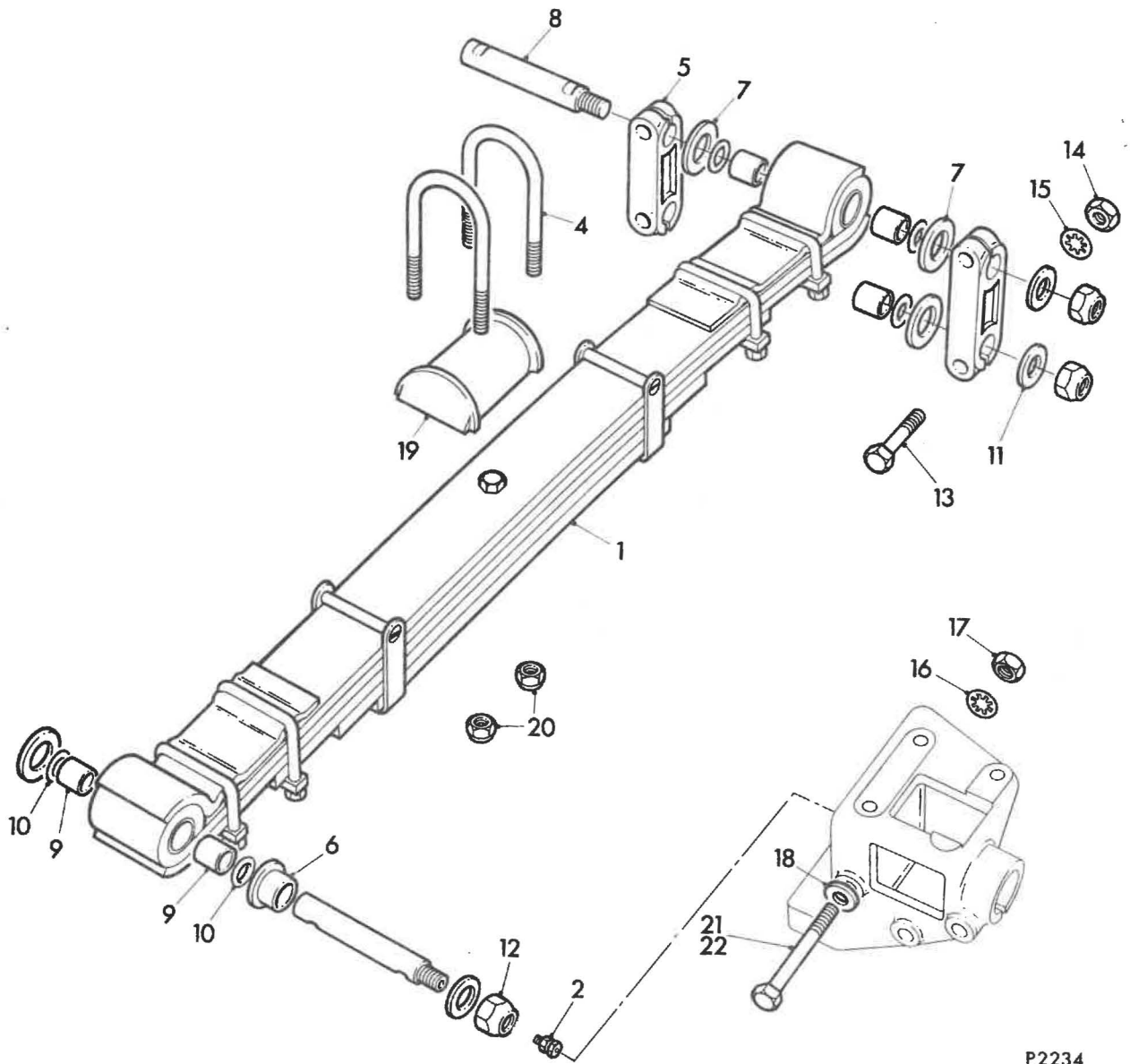


Illus. ref.	Part	Description	Quantity per unit
Sub Group E.6			
FRONT SPRINGS UNIT			
1	128VRD	SPRING front complete with sleeves	2
2	RP19/1	PLUG grease	6
3	RP16/1	WASHER fibre	6
4	130VRD	U-BOLT for front spring	4
5	148LSA	SHACKLE spring	4
6	216VRD	SLEEVE thrust	2
7	217VRD	WASHER thrust	10
8	119VRD/1	PIN shackle	6
9	219VRD	BUSH for spring eye (Railco)	12
10		O-RING super oil seals Pt No. 300307A/0020/011	12
11		WASHER 3/4" plain BS 3410 table 3	6
12	PT/D246/11/0	NUT Simmonds	6
13	UFB110/22S	BOLT	8
14	UFN110	NUT grade 1	8
15	1228	WASHER 5/8" Shakeproof	8
16	1228	WASHER Shakeproof	8
17	UFN110	NUT grade 1	4
18		WASHER 5/8" plain BS 3410 table 3 heavy gauge	as reqd.
19	112VRD	SADDLE spring	2
20	PP/D246/11/0	NUT Simmonds	8
21	UFB110/36S	BOLT nearside spring	2
22	UFB110/40S	BOLT offside spring	2
	132 VRD	Heavy Duty Spring	



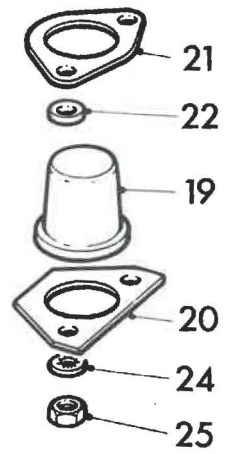
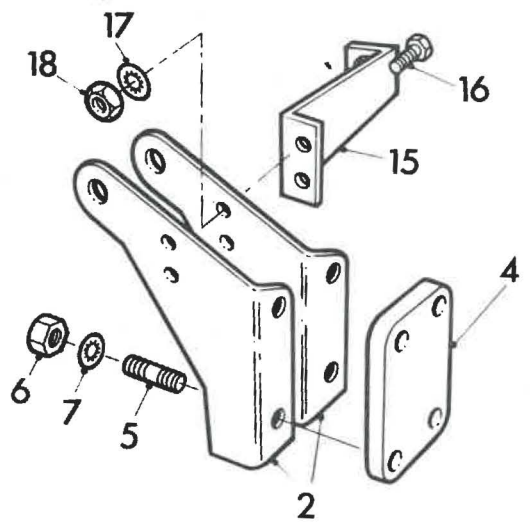
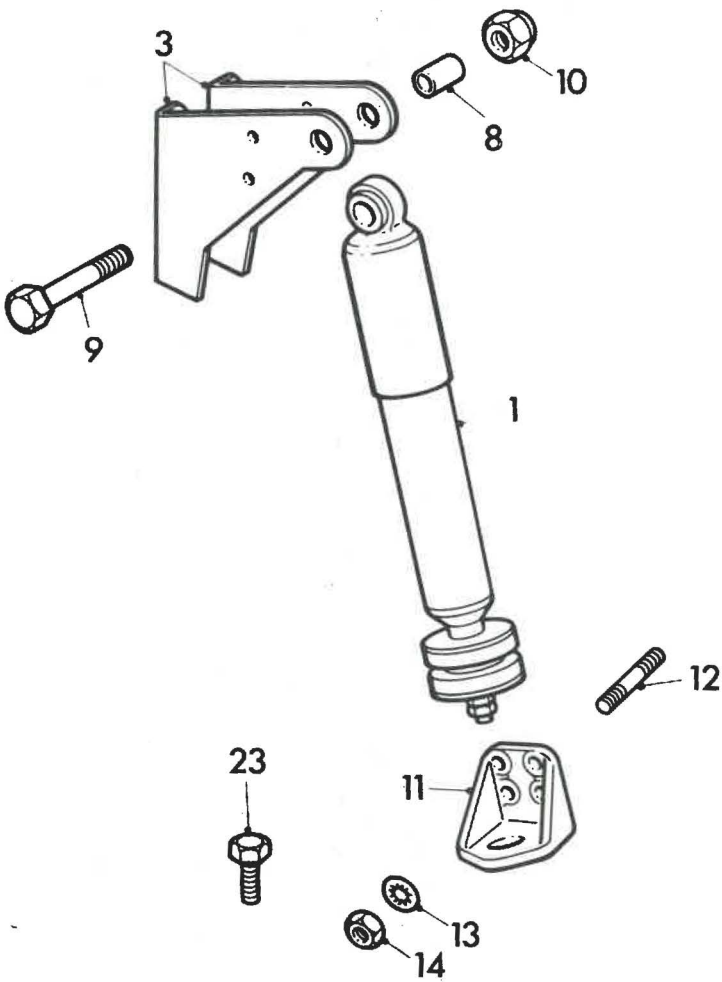
P2234

Illus. ref.	Part	Description	Quantity per unit
Sub Group E.6			
FRONT SPRINGS UNIT			
1	128VRD	SPRING front complete with sleeves	2
2	NB5962	NIPPLE lubricating type 11B - BS1486 Tecalemit up to VRT/SL3/1704	6
4	130VRD	U-BOLT for front spring	4
5	148LSA	SHACKLE spring	4
6	216VRD	SLEEVE thrust	2
7	217VRD	WASHER thrust	10
8	119VRD/1	PIN shackle	6
9	219VRD	BUSH for spring eye (Railco)	12
10	459RED	SEAL felt	12
11		WASHER 3/4" plain BS 3410 table 3	6
12	PT/D246/11/0	NUT Simmonds	6
13	UFB110/22S	BOLT	8
14	UFN110	NUT grade 1	8
15	1228	WASHER 5/8" Shakeproof	8
16	1228	WASHER Shakeproof	8
17	UFN110	NUT grade 1	4
18		WASHER 5/8" plain BS 3410 table 3 heavy gauge	as reqd.
19	112VRD	SADDLE spring	2
20	PP/D246/11/0	NUT Simmonds	8
21	UFB110/36S	BOLT nearside spring	2
22	UFB110/40S	BOLT offside spring	2
	✓ 132VRD	NB is Heavy duty.	



P2234

Illus. ref.	Part	Description	Quantity per unit
Sub Group E.7			
FRONT SHOCK ABSORBERS UNIT			
1	208VRD	SHOCK ABSORBER front	2
2	113VRD	BRACKET mounting for shock absorber upper offside	2
3	114VRD	BRACKET mounting for shock absorber upper nearside	2
4	225VRD	PLATE nut for shock absorber bracket	2
5	224VRD	STUD for shock absorber bracket	8
6	UCN107	NUT grade 1	8
7	1222	WASHER Shakeproof	8
8	367RED	SPACER for shock absorber top mounting	2
9	UFB110/24S	BOLT	2
10	PP/D206/11/0	NUT Simmonds	2
11	115VRD	BRACKET mounting lower	2
12	UCSD06/14R	STUD	8
13	1220	WASHER Shakeproof	8
14	UCN106	NUT grade 1	8
15	116VRD	BRACKET for front brake hose	2
16	UCS106/8S	SCREW	4
17	1220	WASHER Shakeproof	4
18	UCN106	NUT grade 1	4
19	12AD	RUBBER bump	2
20	227VRD	PLATE packing	2
21	210VRD	RETAINER for bump rubber	2
22	255LDM	DISTANCE PIECE	4
23	UCB105/16S	BOLT	4
24	1218	WASHER Shakeproof	4
25	UCN105	NUT grade 1	4



P2292

Illus. ref.	Part	Description	Quantity per unit
Sub Group F.2			
BRAKES EQUIPMENT UNIT			
Clayton			
1	PCGA769X	COMPRESSOR (Gardner engine only)	1
2	APSA2878F/4	VALVE unloader	1
3	APSA2099	VALVE non-return	3
4	APSA7282-1	INDICATOR low pressure	3
5	APGA6270B	VALVE brake dual concentric less treadle and pin	1
6	262694	SWITCH stop lamp	2
7	APSA4103-2X	VALVE pressure protection 60 p.s.i. (reservoir)	1
8	263876B	CHAMBER front brake type 24 nearside	1
9	263877B	CHAMBER front brake type 24 offside	1
10	APSA3303-26	HOSE assembly for front brake chamber	2
11	APSA4352GW /1	CONDENSER	1
Westinghouse			
12	KW718/2	TAP drain for reservoirs	3
13	KZ488/5	ACTUATOR spring brake type 30	2
14	KY932/4	VALVE handbrake control	1
15	274999	VALVE quick-release	1
16	295036	VALVE double-check	1
17	KX175/1	VALVE safety (set to 160 p.s.i.)	1
18	230130	BUSH reducer (fit between drain tap and air reservoir)	2
19	277971	VALVE pressure regulation (80 p.s.i.)	1
20	<i>Kx1248/2</i> 230111	auxiliary reservoir) <i>ALTERNATIVE</i> PLUG for treadle valve	2
8	295045	CHAMBER front brake type 24 nearside ) Alternative	1
9	295046	CHAMBER front brake type 24 offside ) to Clayton	1
21	62705-04	COUPLING air-line (std) 627-1452 1/2" B.S.P. taper (Pneumatic Components Ltd)	1
22	KW2983/1	LABEL	1
BCV Ltd			
23	810161	VALVE relief pressure ) Leyland engine	1
24	10806382	ADAPTER for relief valve ) only	1

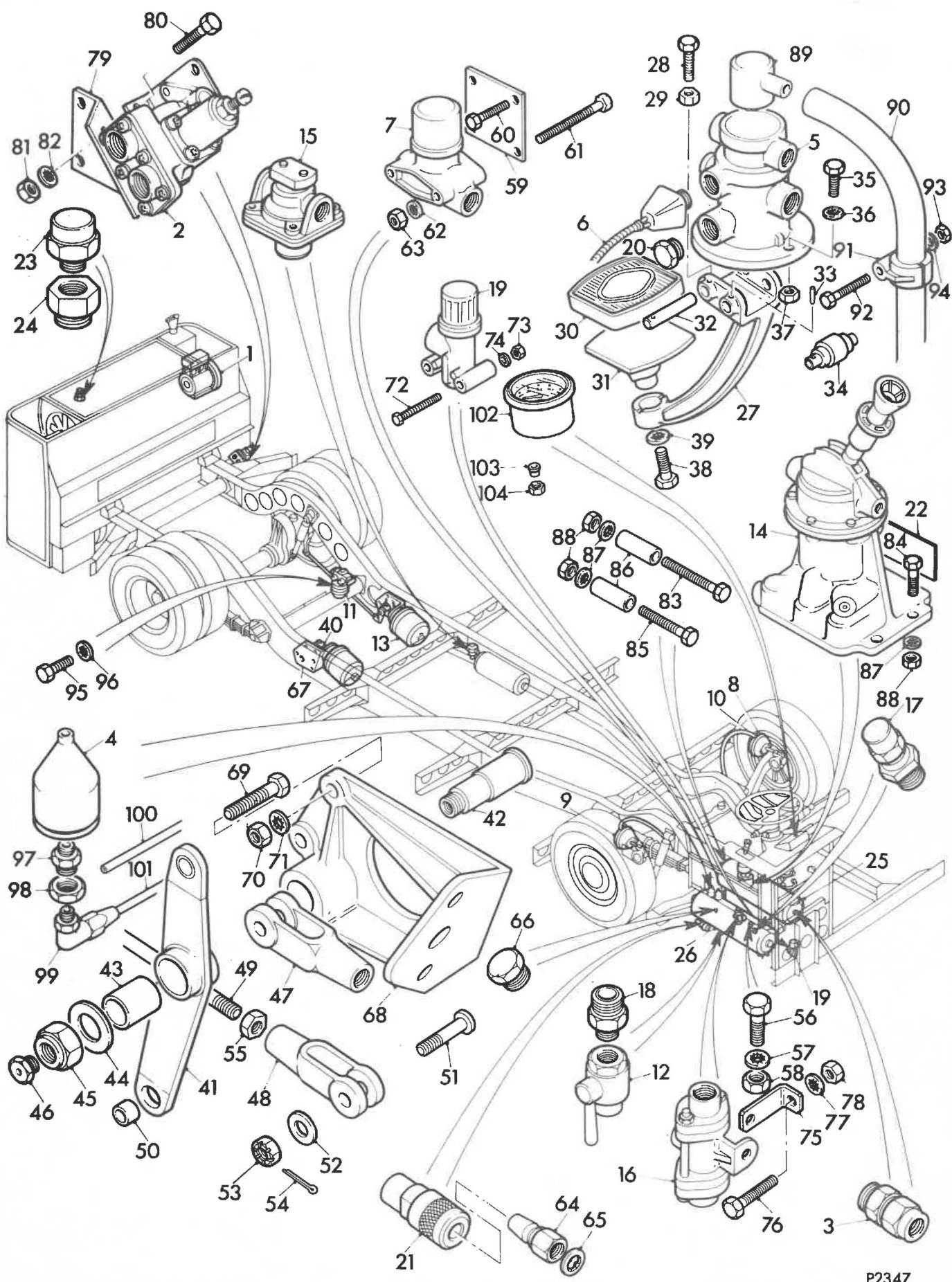
Illus. ref.	Part	Description	Quantity per unit
25	108VRQ/1	RESERVOIR auxiliary (gearbox and handbrake)	1
26	4VRQ	RESERVOIR dual brake	1
27	3LHQ/1	LEVER brake pedal	1
28	UCS105/12S	SCREW	1
29	UCN105	NUT Grade 1	1
30	232WQ	TREAD rubber for pedal	1
31	201LHQ	PAD for brake pedal tread	1
32	398REQ	PIN for brake pedal	2
33		DOWEL spring Groverlock 1/8" x 3/4" long	2
34	399REQ	ROLLER for brake valve	1
35	UCS105/7S	SCREW	3
36	1218	WASHER 5/16" Shakeproof	3
37	UCN105	NUT Grade 1	3
38	UCS106/10S	SCREW (pad to pedal)	1
39	1220	WASHER 3/8" Shakeproof	1
40	106VRQ	LEVER transfer for rear brake right hand	1
41	107VRQ	LEVER transfer for rear brake left hand	1
42	210VRQ	PIN for transfer lever	2
43	BS68 x 2"	BUSH oilite - for transfer lever	2
44		WASHER 3/4" large bright BS3410 Table 6	2
45	PP/D246/11/0	NUT Simmonds	1
46	NB5962/103	NIPPLE 1/8" gas - Tecalemit	2
47	242VRQ	FORK brake rod (brake actuators)	2
48	239VRQ	FORK brake rod (brake rods)	4
49	217VRQ	ROD brake	2
50	218VRQ	BUSH for brake lever	4
51	240VRQ	PIN for brake rod fork	6
52		WASHER 3/8" medium bright BS3410 Table 5	6
53	UCN406	NUT Grade 1	6
54		SPLIT-PIN 1/16" x 1"	6
55	UCN208	NUT Grade 1	4
56	UCS108/8S	SCREW ) Dual brake	4
57	UCN108	NUT Grade 1 ) reservoir to	4
58	1224	WASHER 1/2" Shakeproof ) frame	4
59	256VRQ	PLATE support for pressure protection valve	1
60	UCS106/7S	SCREW	2
61	UCB106/32S	BOLT	2
62	1220	WASHER 3/8" Shakeproof	4
63	UCN106	NUT Grade 1	4
64		ADAPTER screwed PCL 2746-04	1
65		WASHER Dowty Selon 2850-1127/5	1
66		PLUG tank Enots 34027202	1

Illus. ref.	Part	Description	Quantity per unit
67	2VRQ	BRACKET for rear brake chamber and transfer lever offside	1
68	3VRQ	BRACKET for rear brake chamber and transfer lever nearside	1
69	UCB108/14S	BOLT	8
70	UCN108	NUT Grade 1	8
71	1224	WASHER 1/2" Shakeproof	8
72	UCB104/16S	BOLT	1
73	UCN104	NUT Grade 1	1
74	1214	WASHER 1/4" Shakeproof	1
75	226SUK	BRACKET clip support (double check valve to cab structure)	1
76	UCS105/12S	SCREW	2
77	1214	WASHER 1/4" Shakeproof	2
78	UCN	NUT	2
79	261VRQ	BRACKET for unloader valve	1
80	UCS105/6S	SCREW ) Bracket to	2
81	UCN105	NUT Grade 1 ) hanger	2
82	1218	WASHER 5/16" Shakeproof ) bracket	2
83	UCB106/20S	BOLT ) Tank reservoir	1
84	UCS106/8S	SCREW ) auxiliary gearbox	2
85	UCB106/18S	BOLT ) and handbrake	1
86	238LDE	DISTANCE-PIECE ) to frame	2
87	1220	WASHER 3/8" Shakeproof )	4
88	UCN106	NUT Grade 1 )	4
89	236VRQ	DEFLECTOR exhaust	1
90		TUBE nylon Anson 'Panatec' spec NFS 252-00 5/8" GL. Natural colour 40" long	1
91	188WQ/5	CLIP pillar	4
92	UCS104/16S	SCREW	2
93	UCN104	NUT Grade 1	2
94	1214	WASHER 1/4" Shakeproof	2
95	UCS106/6S	SCREW ) Condensing unit	3
96	1220	WASHER 3/8" Shakeproof ) to support plate	3
97	557LDQ	ADAPTER ) Lower pressure.	2
98		LOCKNUT 1/2" B.S. pipe ) switches to electrical panel	2



Illus. ref.	Part	Description	Quantity per unit	
99		FITTING elbow Simplifix .045/12/163	4	) Tank
100		TUBE Nylon Grade TR (black) light 3/16" - 8" long	1	) to
101		TUBE Nylon Grade TR (black) light 3/16" - 15" long	1	) switches
102	GD1301/22	GAUGE dual pressure - Smiths	1	
103	80-282-186-41	LINER Smiths	2	
104	80-282-291-41	NUT Smiths	2	

Cayle 25





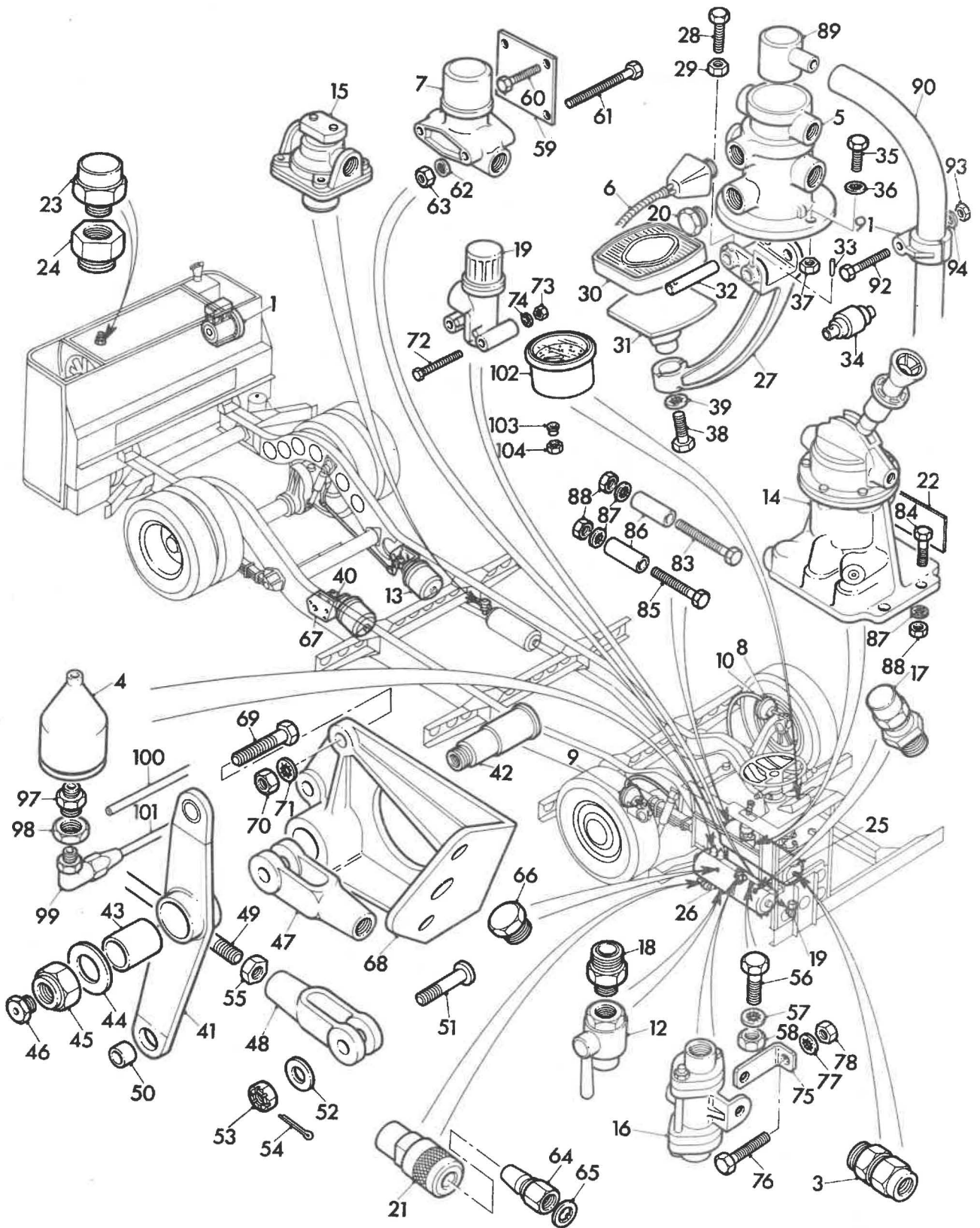
Illus. ref.	Part	Description	Quantity per unit
Sub Group F.2			
BRAKES EQUIPMENT UNIT			
Clayton			
1	PCGA769X	COMPRESSOR (Gardner engine only)	1
3	APSA2099	VALVE non-return	3
4	APSA7282/3	INDICATOR low pressure	3
5	APGA6270B	VALVE brake dual concentric less treadle and pin	1
6	262694	SWITCH stop lamp	2
7	APSA4103/2X	VALVE pressure protection 60 p.s.i. (reservoir)	1
7	KX1248/2	VALVE pressure protection 60 p.s.i. (reservoir alternative)	1
8	295588	CHAMBER front brake type 30 nearside	1
9	295589	CHAMBER front brake type 30 offside	1
10	APSA6003/ 26	HOSE assembly for front brake chamber	2
12	KW718/2	TAP drain for reservoirs	3
13	KZ794/2	ACTUATOR spring brake type 30	2
14	KY932/8	VALVE handbrake control	1
15	274999	VALVE quick-release	1
16	295036	VALVE double-check	1
17	KX175/1	VALVE safety (set to 160 p.s.i.)	1
18	230130	BUSH reducer (fit between drain tap and air reservoir)	2
19	277971	VALVE pressure regulation (80 p.s.i.) auxiliary reservoir	1
20	230111	PLUG for treadle valve	2
21	321/0001/ 0100/ 99695/2	COUPLING air-line (std) 627-1452 1/2" B.S.P. taper (Pneumatic Components Ltd)	1
22	KW2983/1	LABEL	1
BCV Ltd			
23	810161	VALVE relief pressure )Leyland	1
24	10806382	ADAPTER for relief valve )engine only	1

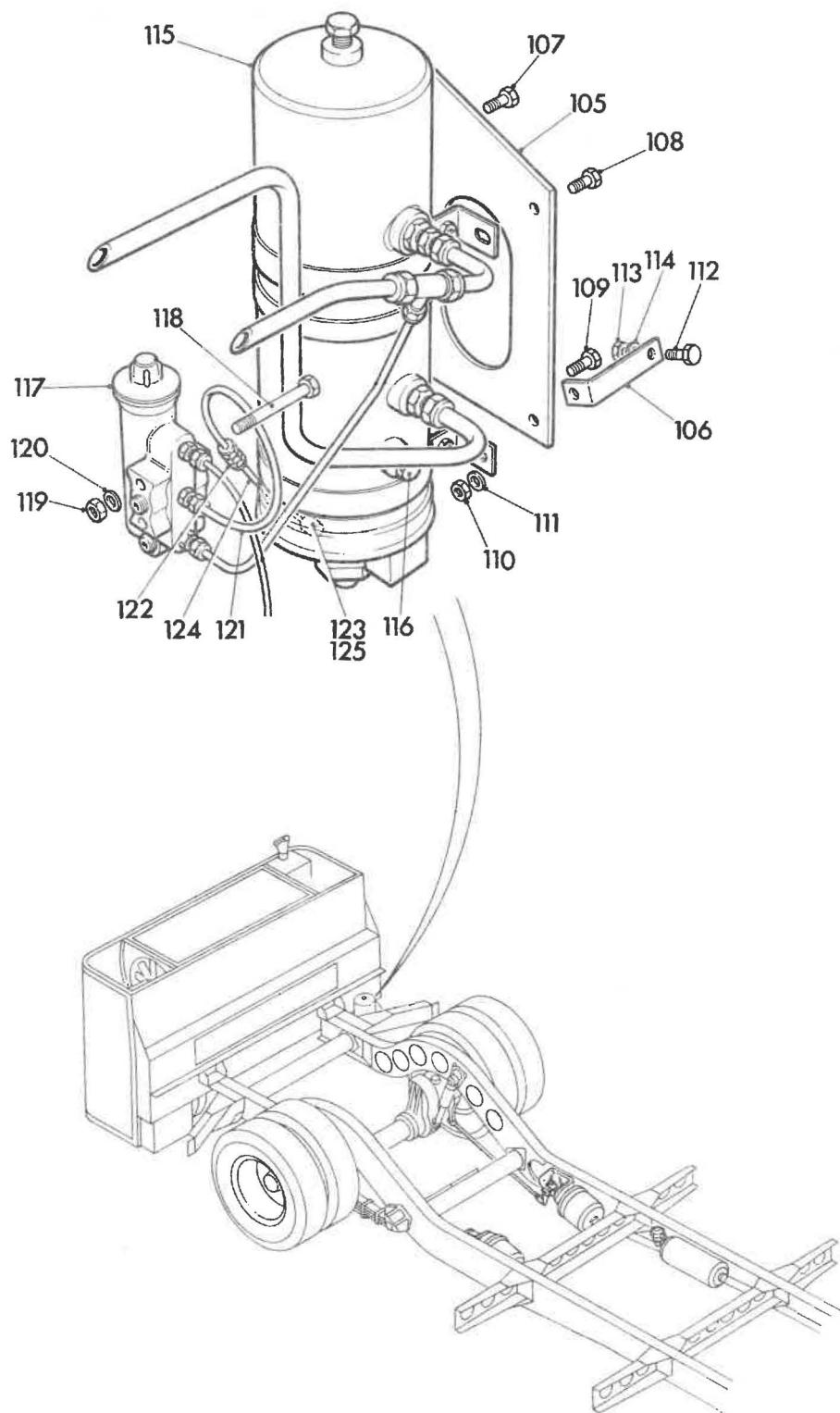
Illus. ref.	Part	Description	Quantity per unit
25	108VRQ/1	RESERVOIR auxiliary (gearbox and handbrake)	1
26	4VRQ	RESERVOIR dual brake	1
27	3LHQ/1	LEVER brake pedal	1
28	UCS105/12S	SCREW	1
29	UCN105	NUT Grade 1	1
30	232WQ	TREAD rubber for pedal	1
31	201LHQ	PAD for brake pedal tread	1
32	398REQ	PIN for brake pedal	2
33		DOWEL spring Groverlock 1/8" x 3/4" long	2
34	399REQ	ROLLER for brake valve	1
35	UCS105/7S	SCREW	3
36	1218	WASHER 5/16" Shakeproof	3
37	UCN105	NUT Grade 1	3
38	UCS106/10S	SCREW (pad to pedal)	1
39	1220	WASHER 3/8" Shakeproof	1
40	106VRQ	LEVER transfer for rear brake right hand	1
41	107VRQ	LEVER transfer for rear brake left hand	1
42	210VRQ	PIN for transfer lever	2
43	BS68 x 2"	BUSH oilite - for transfer lever	2
44		WASHER 3/4" large bright BS3410 Table 6	2
45	PP/D246/11/0	NUT Simmonds	1
46	NB5962/103	NIPPLE 1/8" gas - Tecalemit	2
47	242VRQ	FORK brake rod (brake actuators)	2
48	239VRQ	FORK brake rod (brake rods)	4
49	217VRQ	ROD brake	2
50	218VRQ	BUSH for brake lever	4
51	240VRQ	PIN for brake rod fork	6
52		WASHER 3/8" medium bright BS3410 Table 5	6
53	UCN406	NUT Grade 1	6
54		SPLIT-PIN 1/16" x 1"	6
55	UCN208	NUT Grade 1	4
56	UCS108/8S	SCREW ) Dual brake	4
57	UCN108	NUT Grade 1 ) reservoir to	4
58	1224	WASHER 1/2" Shakeproof ) frame	4
59	256VRQ	PLATE support for pressure protection valve	1
60	UCS106/7S	SCREW	2
61	UCB106/32S	BOLT	2
62	1220	WASHER 3/8" Shakeproof	4
63	UCN106	NUT Grade 1	4
64		ADAPTER screwed PCL 2746-04	1
65		WASHER Dowty Selon 2850-1127/5	1
66		PLUG tank Enots 34027202	1





Illus. ref.	Part	Description	Quantity per unit	
99		FITTING elbow Simplifix .045/12/163	4	) Tank
100		TUBE Nylon Grade TR (black) light 3/16"		) to
		- 8" long	1	)
101		TUBE Nylon Grade TR (black) light 3/16"		) switches
		- 15" long	1	)
102	GD1301/22	GAUGE dual pressure - Smiths	1	
103	80/282/186/41	LINER Smiths	2	
104	80/282/291/41	NUT Smiths	2	
105	128VRQ	PLATE support for air dryer	1	
106	280VRQ	BRACKET support clip	1	
107	UCS106/8S	SCREW plate to hanger bracket	3	
108	UCS106/6S	SCREW dryer to plate	3	
109	UCS106/8S	SCREW dryer clip plate	1	
110	UCN106	NUT Grade 1	7	
111	1220	WASHER Shakeproof	7	
112	UCS105/6S	SCREW clip support to bracket	1	
113	UCN105	NUT Grade 1	1	
114	1218	WASHER Shakeproof	1	
115	ACU2307	AIR DRYER Westinghouse	1	
116	230111	PLUG 1/4" Air dryer	1	
117	D2.275508	VALVE governor - Westinghouse	1	
118	UCB105/24S	BOLT ) Governor to	2	
119	UCN105	NUT Grade 1 ) drop end	2	
120	1218	WASHER Shakeproof ) member	2	
121		TUBE Nylon Grade TR (Black) light 1/4" x 12" long governor valve to coupling	1	
122	1043	COUPLING equal ended Wade (less 1 coupling ring)	1	
123	N1023B/A	FERRULE brass end - Wade	1	
124	473VRH	PIPE coupling to air dryer	1	
125	N1063/API	COUPLING stud - air dryer - Wade	1	
	N4063A/1API	COUPLING stud - trigger	1	





P2347-2\*

Illus. ref.	Part	Description	Quantity per unit
Sub Group G.1			
FRAME UNIT			
SIDE AND CROSSMEMBER GROUP			
1	1020VRA	SIDEMEMBER frame - offside )	1
2	1021VRA	SIDEMEMBER frame - nearside ) VRT/SL/3	1
1	1018VRA	SIDEMEMBER frame - offside )	1
2	1019VRA	SIDEMEMBER frame - nearside ) VRT/LL/3	1
1	1022VRA	SIDEMEMBER frame - offside )	1
2	1023VRA	SIDEMEMBER frame - nearside ) VRT/LH/3	1
3	1071VRA	CHANNEL front for frame	1
4	247VRA	GUSSET	2
5	UCS108/12S	SETSCREW )	1
6	UCS108/10S	SETSCREW )	2
7	UCN108	NUT grade 1 ) Gusset to sidemember	3
8	1224	WASHER 1/2" Shakeproof )	3
9	191VRA/1	SUB-MEMBER longitudinal	1
10	UCS108/8S	SETSCREW )	1
11	UCN108	NUT grade 1 ) Longitudinal sub-member	2
12	1224	WASHER 1/2" Shakeproof ) to front rail	2
13	632VRA	BRACKET support for steering box	1
10	UCS108/8S	SETSCREW ) Support bracket for	4
11	UCN108	NUT grade 1 ) steering box to	4
12	1224	WASHER 1/2" Shakeproof ) longitudinal sub member	4
14	UCS106/6S	SETSCREW ) Longitudinal sub member	4
15	UCN106	NUT grade 1 ) to outrigger at front	4
16	1220	WASHER 3/8" Shakeproof ) spring front bracket	4
17	289MWA	PLUG for towing eye bracket	2
18	668VRA	CROSSMEMBER at front spring front bracket	1
19	UCB108/14S	BOLT )	2
20	UCN108	NUT grade 1 ) Crossmember to frame	2
21	1224	WASHER 1/2" Shakeproof )	2

Illus. ref.	Part	Description	Quantity per unit
22	665VRA	CROSSMEMBER at front spring rear bracket	1
23	UFN110	NUT grade 1	4
24	1228	WASHER 5/8" Shakeproof	4
25	UFB110/22S	BOLT	2
26	365VRA	BRACKET clip support )	4
27		SCREW 2 B.A. x 3/4" MS Hex. head ) VRT/LH/3	4
28	1210	WASHER Shakeproof ) only	4
29		NUT 2 B.A. MS )	4
30	163VRA	CROSSMEMBER intermediate	2
31	UFS110/14S	SETSCREW	8
32	UFN110	NUT grade 1	8
33	1228	WASHER 5/8" Shakeproof	8
34	87VRA/1	CROSSMEMBER at rear spring front bracket	1
35	SUCB108/36S	BOLT )Crossmember at	2
36	UCN108	NUT grade 1 )rear spring	2
37	1224	WASHER 1/2" Shakeproof )front bracket	2
38		WASHER 1/2" plain BS 3410 table 5 )to sidemembers	2
39	1017VRA/1	CROSSMEMBER at rear spring rear bracket	1
40	1061VRA -	MEMBER drop-end for frame nearside	1
41	SUFB110/24S	BOLT )Drop frame to	6
42	UFN110	NUT grade 1 )sidemembers	6
43	1228	WASHER 5/8" Shakeproof )	12
44	1062VRA -	MEMBER drop-end for frame offside	1
41	SUFB110/24S	BOLT )Drop frame to	6
42	UFN110	NUT grade 1 )sidemember	6
43	1228	WASHER 5/8" Shakeproof )	12
45	235LHA/1	PLATE chassis identification	1
46		SCREW type 'U' Parker Kalon No.4 x 5/16" long	4
47	352VRA	SHIM for crossmember (use with 1017VRA crossmember)	2
48	1066VRA/1	Z-MEMBER assembly	1

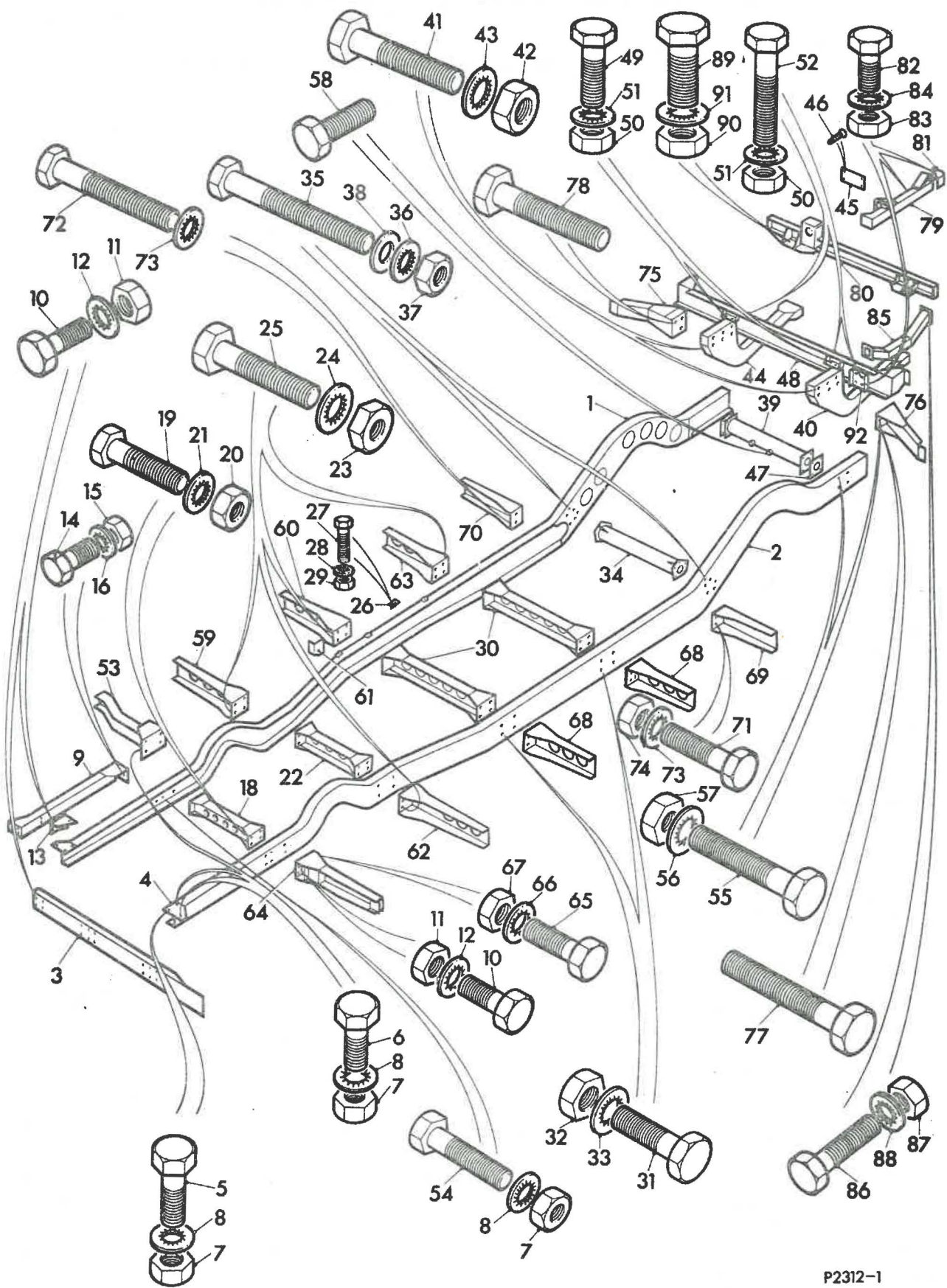
Illus. ref.	Part	Description	Quantity per unit
49	UCS108/10S	SCREW	) Z-member to ) sidemembers and ) drop frame
50	UCN108	NUT grade 1	
51	1224	WASHER 1/2" Shakeproof	
52	SUCB108/24S	BOLT	
OUTRIGGER GROUP			
53	62VRA	OUTRIGGER at front spring front bracket offside	1
6	UCS108/10S	SETSCREW outrigger to frame	2
54	UCB108/16S	BOLT outrigger to frame and crossmember	2
19	UCB108/14S	BOLT outrigger to spring bracket	1
20	UCN108	NUT grade 1	5
21	1224	WASHER 1/2" Shakeproof	7
55	SUFB110/28S	BOLT crossmember 1017VRA to sidemember	6
56	1228	WASHER 5/8" Shakeproof	12
57	UFN110	NUT grade 1	6
58	UCS108/10S	SCREW	2
59	178VRA	OUTRIGGER at front suspension rear bracket offside	1
60	639VRA	OUTRIGGER intermediate offside VRT/LH/3 only	1
25	UFB110/22S	BOLT	8
24	1228	WASHER 5/8" Shakeproof	8
23	UFN110	NUT grade 1	8
61	258VRU	BRACKET for inner fuel tank support member VRT/SL/3 and VRT/LL/3 only	1
62	631VRA	OUTRIGGER at front suspension rear bracket nearside	1
25	UFB110/22S	BOLT	2
63	180VRA	OUTRIGGER intermediate offside sub assembly	1
60	655VRA	OUTRIGGER intermediate offside sub assembly VRT/SL/3 and VRT/LL/3 only	1

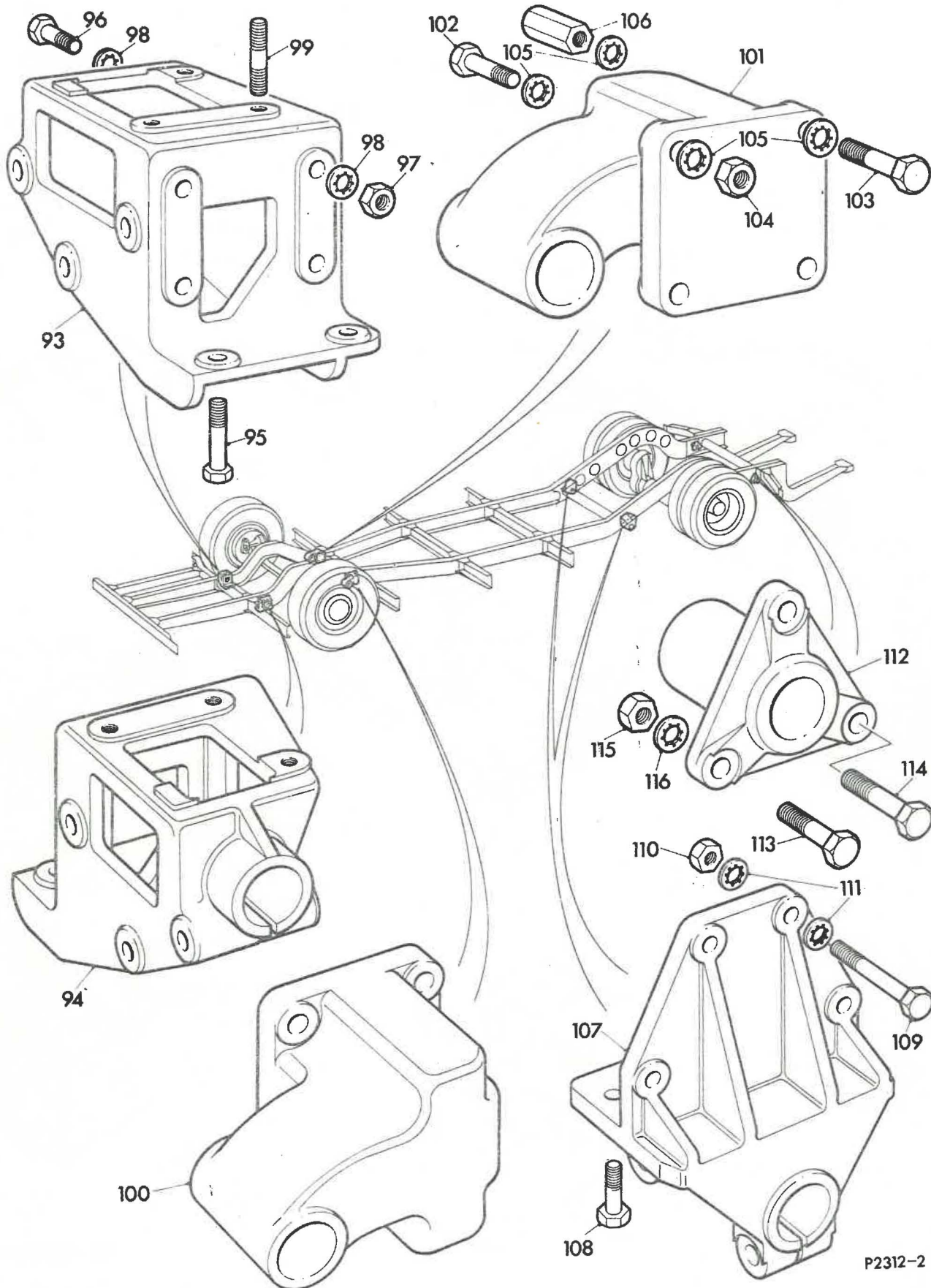
Illus. ref.	Part	Description	Quantity per unit	
	VRO/A003	OPTIONAL EXTRA		
64	66VRA	OUTRIGGER at front spring bracket - nearside	1	
10	UCS108/8S	SETSCREW	2	
65	UCS108/12S	SETSCREW	2	
66	1224	WASHER 1/2" Shakeproof	4	
67	UCN108	NUT Grade 1	2	
68	164VRA	OUTRIGGER intermediate nearside	2	
25	UFB110/22S	BOLT	8	
69	197VRA	OUTRIGGER at rear spring front bracket - nearside	1	
70	604VRA	OUTRIGGER at rear spring front bracket - offside	1	
71	UCB108/16S	BOLT	4	
72	SUCB108/32S	BOLT	2	
73	1224	WASHER 1/2" Shakeproof	4	
74	UCN108	NUT Grade 1	2	
75	638VRA/1	OUTRIGGER at rear spring rear bracket - offside	1	
76	636VRA/1	OUTRIGGER at rear spring rear bracket - nearside	1	
77	SUFB110/32S	BOLT	4	
78	SUFB110/30S	BOLT	2	
55	SUFB110/28S	BOLT	4	
	CSR A/38	CUSTOMERS SPECIAL REQUIREMENT		
62	1110VRA	OUTRIGGER intermediate nearside	1	
		ENGINE SUB-FRAME GROUP		
79	1068VRA/1	CROSSMEMBER engine support sub assembly front )	1	
80	1058VRA	MEMBER rear sub assembly for engine sub frame )	1	Use with Gardner engine only
81	1001VRA	BRACKET corner sub assembly for engine frame )	1	
82	SUCB108/8S	BOLT )	12	
83	UCN108	NUT grade 1 )	12	
84	1224	WASHER 1/2" Shakeproof )	12	

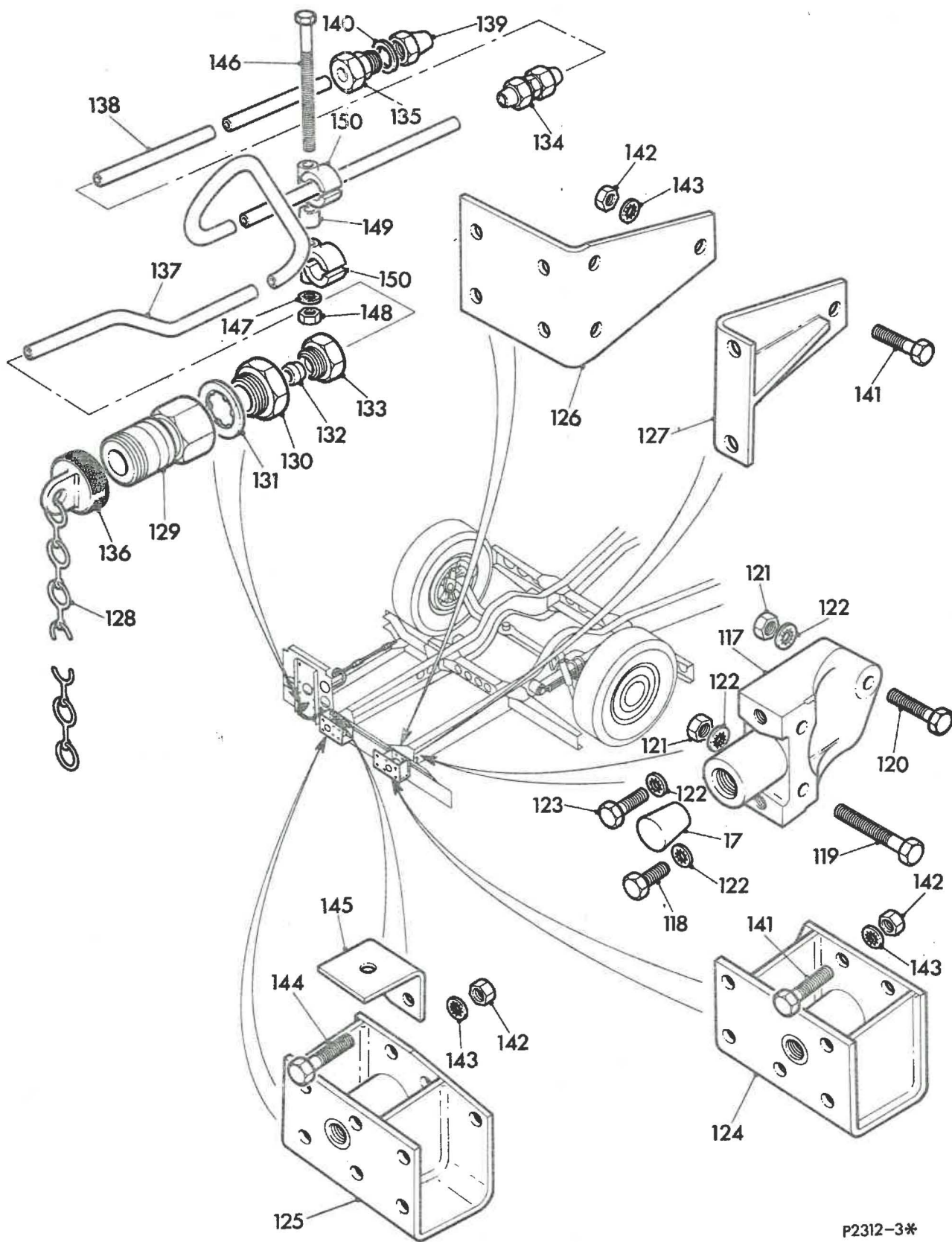
Illus. ref.	Part	Description	Quantity per unit	
80	1064VRA	MEMBER rear sub assembly for engine sub frame )	1	Use with Leyland engine only
85	1055VRA	CROSSMEMBER engine support sub assembly ) front )	1	
86	SUCB108/11S	BOLT ) Crossmember to rear )	8	
87	UCN108	NUT grade 1 ) member and hanger )	8	
88	1224	WASHER 1/2" Shakeproof ) bracket )	8	
89	SUFB110/11S	BOLT )	8	
90	UFN110	NUT grade 1 ) Rear member to )	8	
91	1228	WASHER 5/8" Shakeproof ) frop-ends )	16	
92	688VRA	BRACKET hanger for engine support member	1	
52	SUCB108/24S	BOLT )	2	
82	SUCB108/8S	BOLT ) Hanger bracket	2	
83	UCN108	NUT grade 1 ) to Z-member	4	
84	1224	WASHER 1/2" Shakeproof )	4	
<b>SPRING BRACKETS GROUP</b>				
93	49VRA	BRACKET front for front spring - offside	1	
94	50VRA	BRACKET front for front spring - nearside	1	
95	UCB108/14S	BOLT )	2	
96	UCB108/18S	BOLT )	8	
97	UCN108	NUT grade 1 ) Spring brackets )	12	
98	1224	WASHER 1/2" Shakeproof ) to frame )	22	
99	UCSD08/19S	STUD )	2	
100	51VRA	BRACKET rear for front spring - nearside	1	
101	52VRA	BRACKET rear for front spring - offside	1	
102	UFB110/20S	BOLT )	4	
103	UFB110/26S	BOLT ) Spring bracket	4	
104	UFN110	NUT grade 1 ) to frame and	4	
105	1228	WASHER 5/8" Shakeproof ) crossmember	16	
106	344VRA	NUT for spring bracket rear bolt	4	
107	47VRA	BRACKET front rear spring	2	

Illus. ref.	Part	Description	Quantity per unit
08	SUCB108/12S	BOLT ) Rear spring	4
09	SUCB108/42S	BOLT ) front bracket	8
10	UCN108	NUT grade 1 ) to sidemember and	12
11	1224	WASHER 1/2" Shakeproof ) crossmember 87 VRA	24
112	194VRA	BRACKET rear rear spring	2
113	UFB110/26S	BOLT ) Rear spring	4
114	UFB110/32S	BOLT ) rear bracket to	2
115	UFN110	NUT grade 1 ) sidemember and	6
116	1228	WASHER 5/8" Shakeproof ) crossmember 1017 VRA	6
117	140VRA/1	BRACKET towing eye	2
118	UCS108/7S	SETSCREW	3
119	UCB108/24S	BOLT	4
120	UCB108/14S	BOLT	2
121	UCN108	NUT Grade 1	6
122	1224	WASHER 1/2" Shakeproof	10
123	UCS108/8S	SETSCREW	1
	CSRA-35	CUSTOMER SPECIAL REQUIREMENT ECW LTD - BODIES	
124	1104 VRA	BRACKET suspended tow - nearside	1
125	697 VRA	BRACKET suspended tow - offside	1
126	663 VRA	BRACKET sidemember to front rail inboard	2
127	664 VRA	BRACKET sidemember to front rail outboard	2
128	264 VRQ	CHAIN for blanking plug	1
129	CD.128	COUPLING type C.3 Feeny and Johnson	1
130	34002006	CONNECTOR bulkhead - Enots	1
	PD235C-		
131	1127/9	WASHER Selon Dowty	1
132	34027801	TUBE olive - Enots	1
133	34027906	NUT pike - Enots	1
134	WS4/24/24	COUPLING - straight Westinghouse	1
135	N43/34/161	COUPLING stud	1
136	114/7	PLUG blanking Feeny and Johnson	1
137	438VRH	PIPE air socket to stright coupling	1
138	-	NYLON tubing 3/8" o/d x 15" long	1
139	2746-04	P.C.L. solenoid adapter	1
140	DD2850-		
	1127/5	WASHER Selon Dowty	1
141	UCB108/12S	BOLT	15
142	UCN108	NUT Grade 1	18
143	1224	WASHER 1/2" dia Shakeproof	18
144	UCB108/14S	BOLT	2
145	403VRV	BRACKET support for radiator	1

Illus. ref.	Part	Description	Quantity per unit
146	UCB104/265	BOLT	1
147	1214	WASHER 1/4" dia Shakeproof	1
148	UCN104	NUT Grade 1	1
149	220LSU	DISTANCE PIECE	1
150	50VU/5	CLIP - pillar	4







Illus. ref.	Part	Description	Quantity per unit
Sub Group G.1			
FRAME UNIT			
SIDE AND CROSSMEMBER GROUP			
1	1075VRA	SIDEMEMBER frame - offside )	1
2	1076VRA	SIDEMEMBER frame - nearside )	1
			) VRT/SL/3
1	1077VRA	SIDEMEMBER frame - offside )	1
2	1078VRA	SIDEMEMBER frame - nearside )	1
			) VRT/LL/3
1	1079VRA	SIDEMEMBER frame - offside )	1
2	1080VRA	SIDEMEMBER frame - nearside )	1
			) VRT/LH/3
3	1074VRA	CHANNEL front for frame (suspended tow)	1
3	1071VRA	CHANNEL front for frame (towing brackets)	1
4	247VRA	GUSSET	2
5	UCS108/12S	SETSCREW )	1
6	UCS108/10S	SETSCREW )	2
7	UCN108	NUT grade 1 )	3
8	1224	WASHER 1/2" Shakeproof )	3
			) Gusset to sidemember
9	191VRA/1	SUB-MEMBER longitudinal	1
10	UCS108/8S	SETSCREW )	1
11	UCN108	NUT grade 1 )	2
12	1224	WASHER 1/2" Shakeproof )	2
			) Longitudinal sub-member to front rail
13	632VRA	BRACKET support for steering box	1
10	UCS108/8S	SETSCREW )	4
11	UCN108	NUT grade 1 )	4
12	1224	WASHER 1/2" Shakeproof )	4
			) Support bracket for steering box to longitudinal sub member
14	UCS106/6S	SETSCREW )	4
15	UCN106	NUT grade 1 )	4
16	1220	WASHER 3/8" Shakeproof )	4
			) Longitudinal sub member to outrigger at front spring front bracket
17	289MWA	PLUG for towing eye bracket	2
18	668VRA	CROSSMEMBER at front spring front bracket	1
19	UCB108/14S	BOLT )	2
20	UCN108	NUT grade 1 )	2
21	1224	WASHER 1/2" Shakeproof )	2
			) Crossmember to frame



Illus. ref.	Part	Description	Quantity per unit
22	665VRA	CROSSMEMBER at front spring rear bracket	1
23	UFN110	NUT grade 1	4
24	1228	WASHER 5/8" Shakeproof	4
25	UFB110/22S	BOLT	2
26	365VRA	BRACKET clip support )	4
27		SCREW 2 B.A. x 3/4" MS Hex. head ) VRT/LH/3	4
28	1210	WASHER Shakeproof ) only	4
29		NUT 2 B.A. MS )	4
30	163VRA	CROSSMEMBER intermediate	2
31	UFS110/14S	SETSCREW	8
32	UFN110	NUT grade 1	8
33	1228	WASHER 5/8" Shakeproof	8
34	87VRA/1	CROSSMEMBER at rear spring front bracket	1
35	SUCB108/36S	BOLT )Crossmember at	2
36	UCN108	NUT grade 1 )rear spring	2
37	1224	WASHER 1/2" Shakeproof )front bracket	2
		)to sidemembers	
39	1017VRA/1	CROSSMEMBER at rear spring rear bracket	1
40	1061VRA	MEMBER drop-end frame nearside - air condenser	1
40	1091VRA	MEMBER drop-end frame nearside - air dryer	1
41	SUFB110/24S	BOLT )	6
42	UFN110	NUT grade 1 )Drop frame member to	6
43	1228	WASHER 5/8" Shakeproof )sidemembers	12
44	1062VRA	MEMBER drop-end frame offside	1
41	SUFB110/24S	BOLT )	6
42	UFN110	NUT grade 1 )Drop frame member to	6
43	1228	WASHER 5/8" Shakeproof )sidemember	12
45	436VRA	PLATE chassis identification	1
46		SCREW type 'U' Parker Kalon No.4 x 5/16" long	4
	CAL5547	LABEL 'E' mark - statutory vehicle mark	1
47	352VRA	SHIM for crossmember (use with 1017VRA crossmember)	2
48	1066VRA/1	Z-MEMBER assembly	1



Illus. ref.	Part	Description	Quantity per unit
49	UCS108/10S	SCREW ) Z-member to	6
50	UCN108	NUT grade 1 ) sidemembers and	8
51	1224	WASHER 1/2" Shakeproof ) drop frame	8
52	SUCB108/24S	BOLT )	2
<b>OUTRIGGER GROUP</b>			
53	1088VRA	OUTRIGGER at front spring front bracket offside from VRT/SL3/1186 - VRT/LL3/1145	1
53	62VRA/1	OUTRIGGER at front spring front bracket offside up to VRT/SL3/1185 - VRT/LL3/1144	1
6	UCS108/10S	SETSCREW outrigger to frame	2
54	UCB108/16S	BOLT outrigger to frame and crossmember	2
19	UCB108/14S	BOLT outrigger to spring bracket	1
20	UCN108	NUT grade 1	5
21	1224	WASHER 1/2" Shakeproof	7
55	SUFB110/30	BOLT crossmember 1017VRA/1 to sidemember	6
56	1228	WASHER 5/8" Shakeproof	12
57	UFN110	NUT grade 1	6
58	UFB110/32	BOLT	2
		WASHER 5/8" dia plain	6
59	178VRA	OUTRIGGER at front suspension rear bracket offside	1
60	639VRA	OUTRIGGER intermediate offside VRT/LH/3	1
60	655VRA	OUTRIGGER intermediate offside VRT/SL3 & VRT/LL3	1
25	UFB110/22S	BOLT outrigger offside	4
24	1228	WASHER 5/8" Shakeproof	8
23	UFN110	NUT grade 1	8
	UFS110/14S	SCREW outrigger nearside	4
61	258VRU	BRACKET for inner fuel tank support member VRT/SL/3 and VRT/LL/3 only	1
62	1116VRA	OUTRIGGER at front suspension rear bracket nearside	1
25	UFB110/22S	BOLT	2
63	180VRA	OUTRIGGER intermediate offside sub assembly	1
60	655VRA	OUTRIGGER intermediate offside sub assembly VRT/SL/3 and VRT/LL/3 only	1

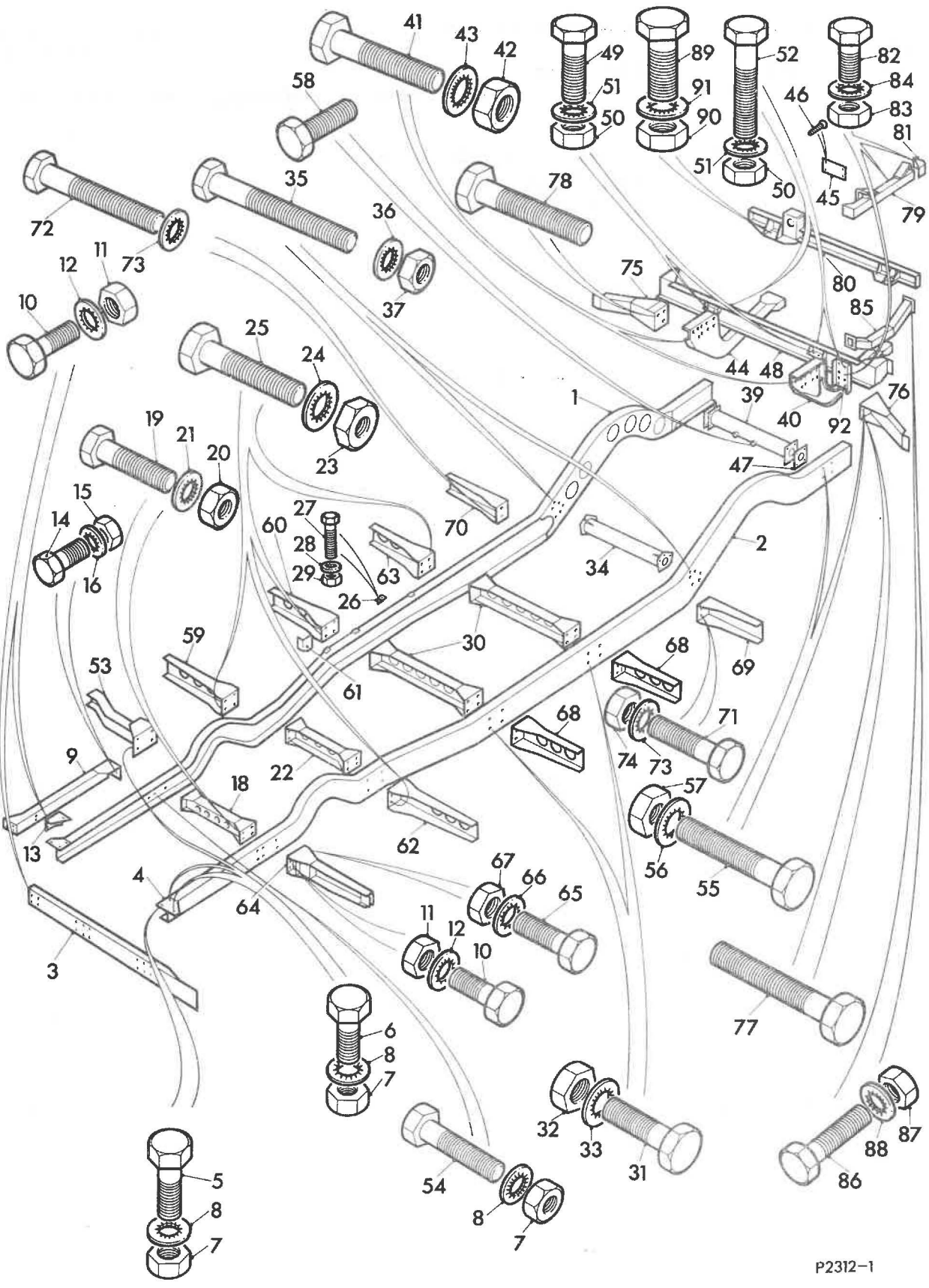


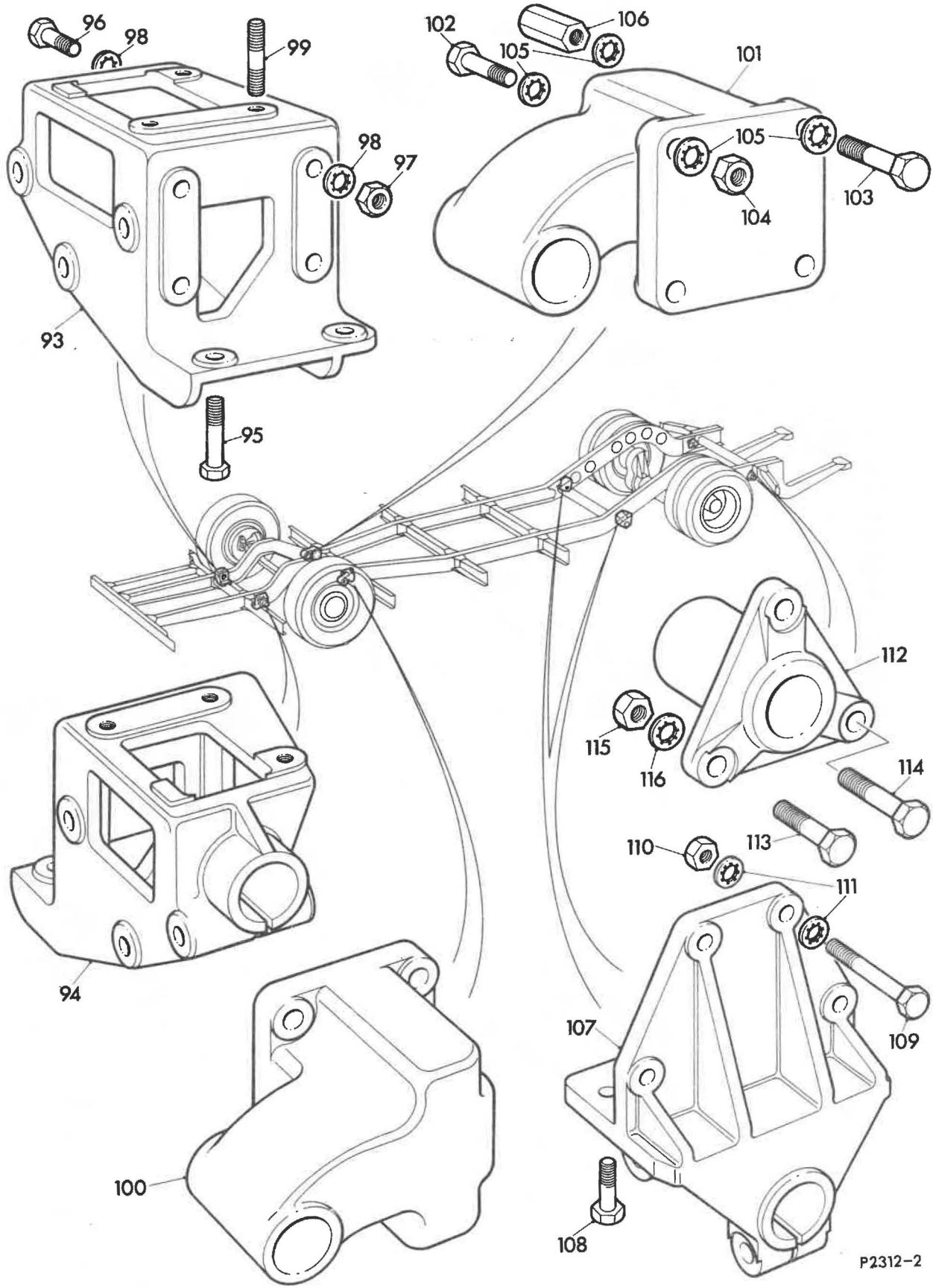
Illus. ref.	Part	Description	Quantity per unit	
	VRO/A003	OPTIONAL EXTRA		
64	66VRA	OUTRIGGER at front spring bracket - nearside	1	
10	UCS108/8S	SETSCREW	2	
65	UCS108/12S	SETSCREW	2	
66	1224	WASHER 1/2" Shakeproof	4	
67	UCN108	NUT Grade 1	2	
68	164VRA	OUTRIGGER intermediate nearside	2	
25	UFB110/22S	BOLT	8	
69	197VRA	OUTRIGGER at rear spring front bracket - nearside	1	
70	604VRA	OUTRIGGER at rear spring front bracket - offside	1	
71	UCB108/16S	BOLT	4	
72	SUCB108/22S	BOLT	2	
73	1224	WASHER 1/2" Shakeproof	4	
74	UCN108	NUT Grade 1	2	
75	638VRA/ 2	OUTRIGGER at rear spring rear bracket - offside	1	
76	636VRA/2	OUTRIGGER at rear spring rear bracket - nearside	1	
77	SUFB110/32S	BOLT	4	
78	SUFB110/30S	BOLT	2	
55	SUFB110/28S	BOLT	4	
	1105VRA	OUTRIGGER at rear spring front bracket O/S	1	
	CSR A/38	CUSTOMERS SPECIAL REQUIREMENT		
62	1110VRA	OUTRIGGER intermediate nearside	1	
		ENGINE SUB-FRAME GROUP		
79	1068VRA/1	CROSSMEMBER engine support sub assembly front )	1	
80	1058VRA	MEMBER rear sub assembly for engine sub frame )	1	Use with Gardner engine only
81	1001VRA	BRACKET corner sub assembly for engine frame )	1	
82	SUCB108/8S	BOLT )	12	
83	UCN108	NUT grade 1 )	12	
84	1224	WASHER 1/2" Shakeproof )	12	

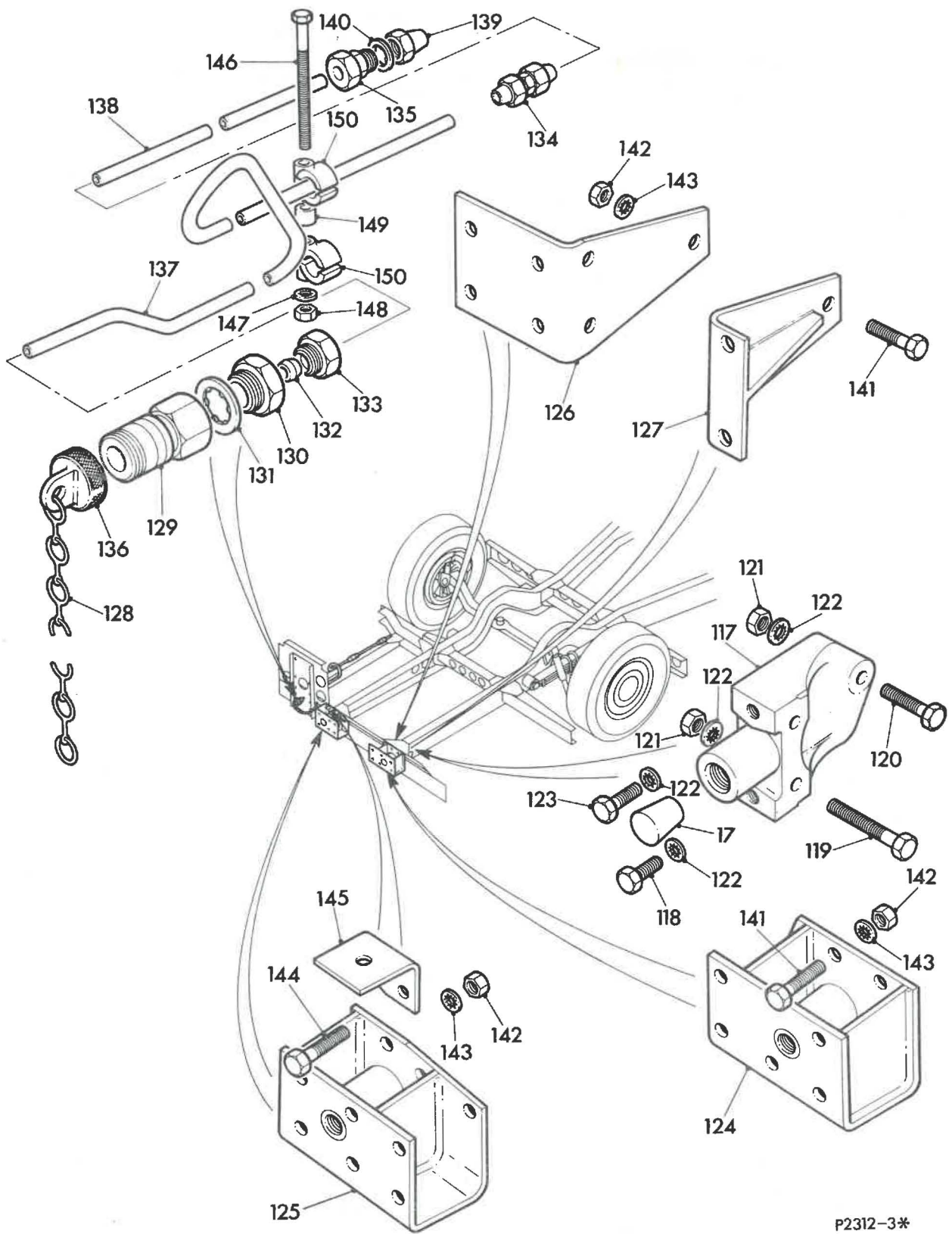
Illus. ref.	Part	Description	Quantity per unit	
80	1064VRA	MEMBER rear sub assembly for engine sub frame )	1	
85	1055VRA	CROSSMEMBER engine support sub assembly ) front )	1	Use with Leyland engine only
86	SUCB108/11S	BOLT ) Crossmember to rear )	8	
87	UCN108	NUT grade 1 ) member and hanger )	8	
88	1224	WASHER 1/2" Shakeproof ) bracket )	8	
89	SUFB110/11S	BOLT ) Rear member to )	8	
90	UFN110	NUT grade 1 ) drop-ends )	8	
91	1228	WASHER 5/8" Shakeproof )	16	
92	688VRA	BRACKET hanger for engine support (up to VRT/SL3/ 1411 Gardner - VRT/SL3/1428 Leyland)	1	
92	1118VRA	BRACKET hanger for engine support - use on & from VRT/SL3/1412 (Gardner) and VRT/SL3/ 1429 (Leyland)	1	
52	SUCB108/24S	BOLT )	2	
82	SUCB108/8S	BOLT ) Hanger bracket	2	
83	UCN108	NUT grade 1 ) to Z-member	4	
84	1224	WASHER 1/2" Shakeproof )	4	
<b>SPRING BRACKETS GROUP</b>				
93	49VRA	BRACKET front for front spring - offside	1	
94	50VRA	BRACKET front for front spring - nearside	1	
95	UCB108/14S	BOLT )	2	
96	UCB108/18S	BOLT ) Spring brackets	8	
97	UCN108	NUT grade 1 ) to frame	12	
98	1224	WASHER 1/2" Shakeproof )	22	
99	UCSD08/19R	STUD )	2	
100	51VRA	BRACKET rear for front spring - nearside	1	
101	52VRA	BRACKET rear for front spring - offside	1	
102	UFB110/20S	BOLT )	4	
103	UFB110/26S	BOLT ) Spring bracket	4	
104	UFN110	NUT grade 1 ) to frame and	4	
105	1228	WASHER 5/8" Shakeproof ) crossmember	16	
106	344VRA	NUT for spring bracket rear bolt	4	
107	47VRA	BRACKET front rear spring	2	

Illus. ref.	Part	Description	Quantity per unit
108	SUCB108/12S	BOLT ) Rear spring	4
109	SUCB108/44	BOLT ) front bracket	8
110	UCN108	NUT grade 1 ) to sidemember and	12
111	1224	WASHER 1/2" Shakeproof ) crossmember 87 VRA/1	24
112	194VRA	BRACKET rear rear spring	2
113	UFB110/26S	BOLT ) Rear spring	4
114	UFB110/32S	BOLT ) rear bracket to	2
115	UFN110	NUT grade 1 ) sidemember and	6
116	1228	WASHER 5/8" Shakeproof ) crossmember 1017 VRA/1	6
117	140VRA/1	BRACKET towing eye )	2
118	UCS108/7S	SETSCREW )	3
119	UCB108/24S	BOLT )	4
120	UCB108/14S	BOLT ) Up to	2
121	UCN108	NUT Grade 1 ) VRT/SL3/1673	6
122	1224	WASHER 1/2" Shakeproof )	10
123	UCS108/8S	SETSCREW )	1
	CSRA-35	CUSTOMER SPECIAL REQUIREMENT ECW LTD - BODIES	
124	1104 VRA	BRACKET suspended tow - nearside	1
125	697 VRA	BRACKET suspended tow - offside	1
126	663 VRA	BRACKET sidemember to front rail inboard	2
127	664 VRA	BRACKET sidemember to front rail outboard	2
128	264 VRQ	CHAIN for blanking plug	1
129	CD.128	COUPLING type C.3 Feeny and Johnson	1
130	34002106	CONNECTOR bulkhead - Enots	1
	PD2850-		
131	1127/9	WASHER Selon Dowty	1
132	34027806	TUBE olive - Enots	1
133	34027906	NUT pike - Enots	1
134	WS40/24/24	COUPLING - straight Westinghouse	1
135	N43/24/161	COUPLING stud	1
136	114/7	PLUG blanking Feeny and Johnson	1
137	438VRH	PIPE air socket to stright coupling	1
138	-	NYLON tubing 3/8" o/d x 15" long	1
	P D2850-		
140	1127/5	WASHER Selon Dowty	1
141	UCB108/12S	BOLT	15
142	UCN108	NUT Grade 1	18
143	1224	WASHER 1/2" dia Shakeproof	18
144	UCB108/14S	BOLT	2
145	403VRV	BRACKET support for radiator	1

Illus. ref.	Part	Description	Quantity per unit
146	UCB104/26S	BOLT	1
147	1214	WASHER 1/4" dia Shakeproof	1
148	UCN104	NUT Grade 1	1
149	220LSU	DISTANCE PIECE	1
150	50VU/S	CLIP - pillar	4



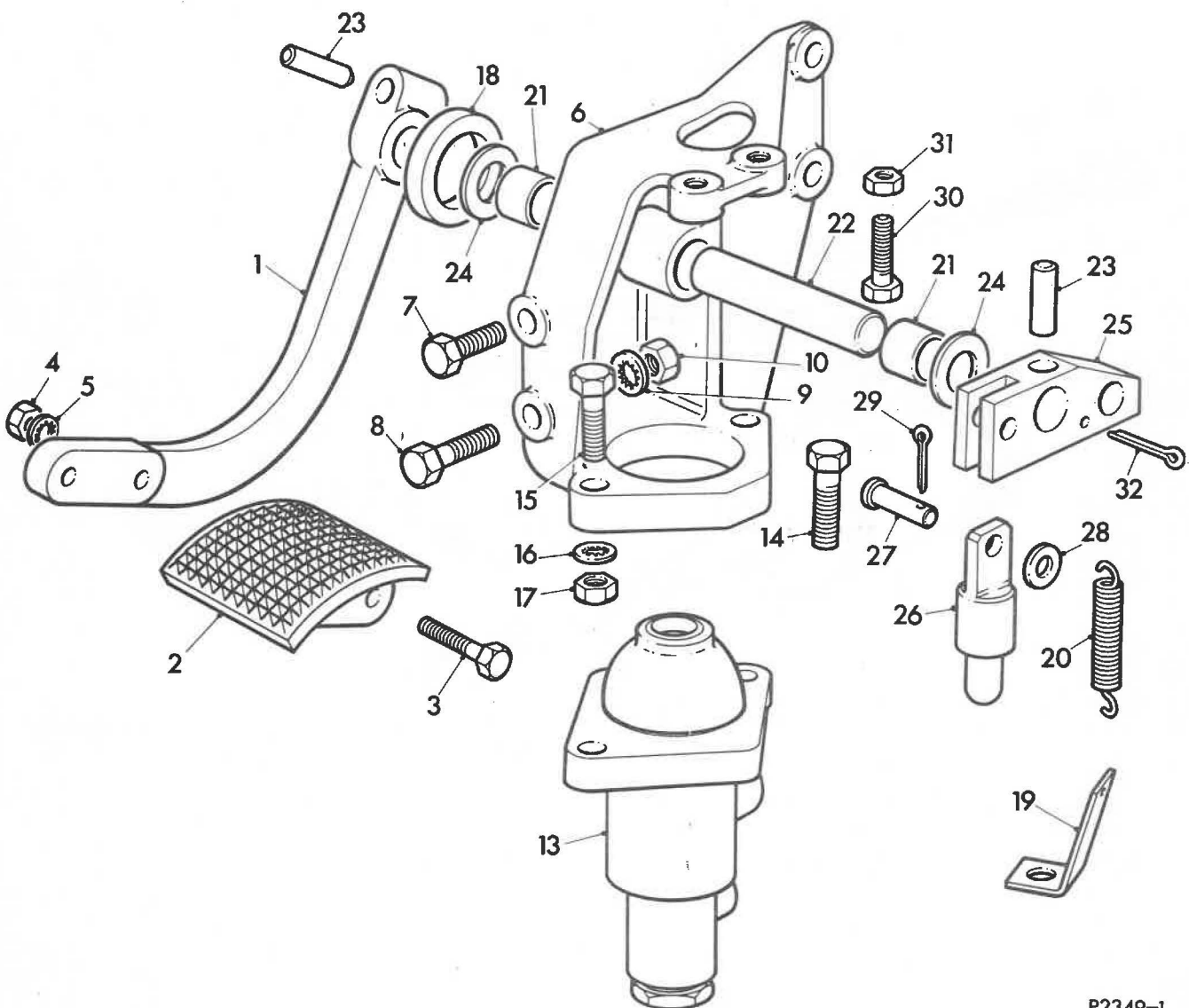
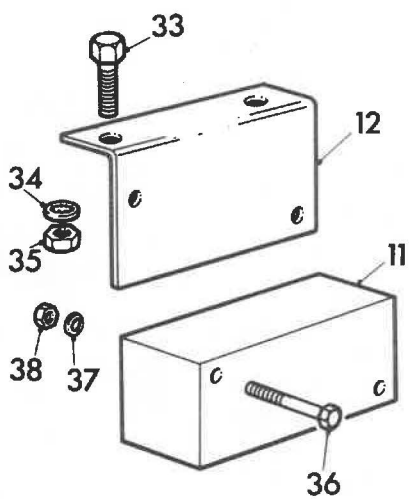


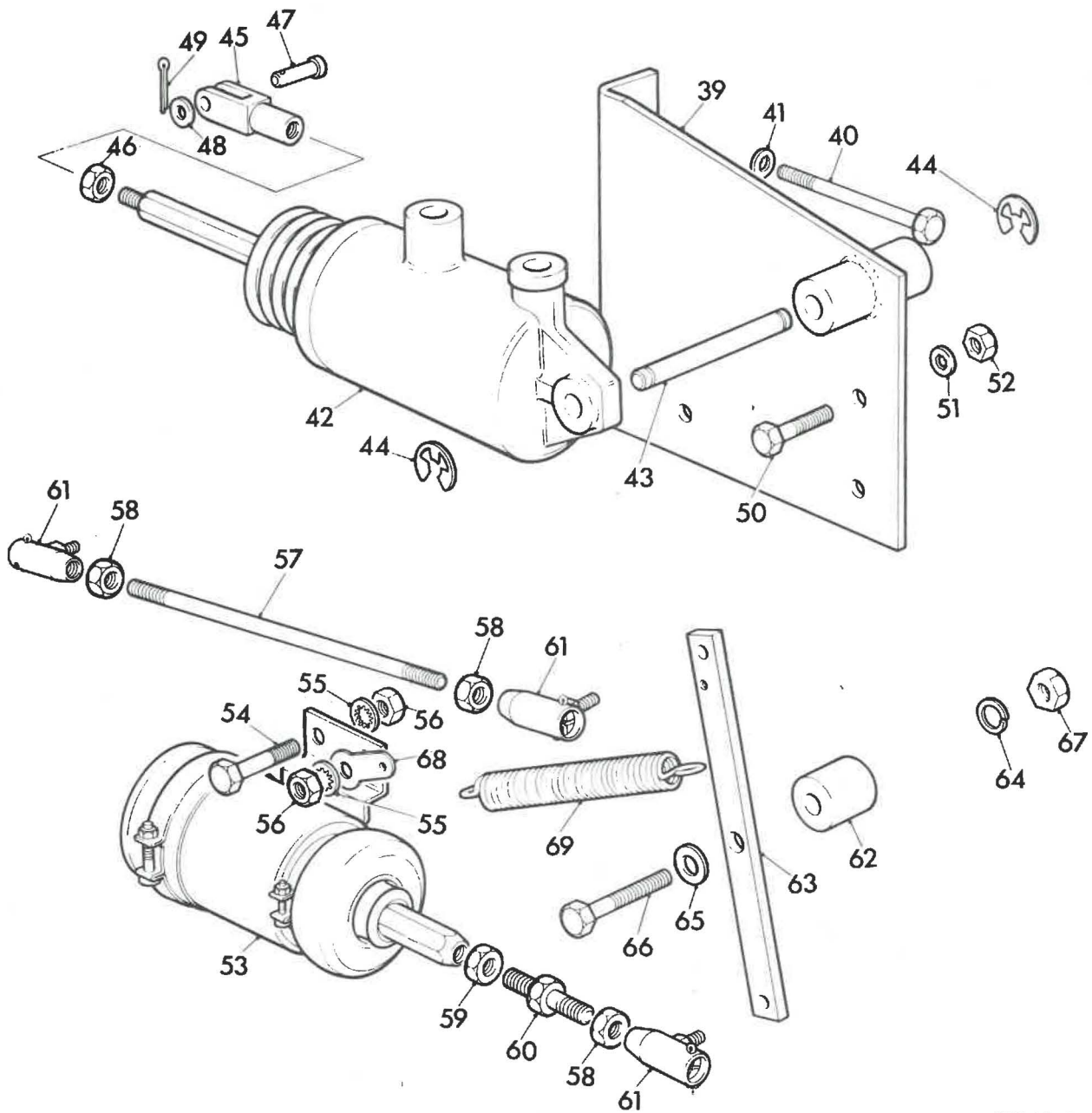


P2312-3\*

Illus. ref.	Part	Description	Quantity per unit
Sub Group G5A			
ACCELERATOR UNIT (SEMI AUTOMATIC CHANGE SPEED)			
ACCELERATOR PEDAL GROUP			
1	101VRK	STEM for accelerator pedal lever	1
2	214VRK	PAD foot for accelerator lever	1
3	UCB104/11S	BOLT	2
4	UCN104	NUT Grade 1	2
5	1214	WASHER 1/4" Shakeproof	2
6	15VRK	BRACKET mounting for accelerator controls	1
7	UCS105/7S	SCREW	3
8	UCB105/10S	BOLT	1
9	1218	WASHER 5/16" Shakeproof	4
10	UCN105	NUT Grade 1	2
11	10903709	UNIT EP throttle valve - Leyland	1
12	347VRK	BRACKET for throttle EP unit	1
13		CYLINDER throttle control - Clayton 266463	1
14	UCB105/14S	BOLT	1
15	UCB105/12S	BOLT	1
16	1218	WASHER 5/16" Shakeproof	2
17	UCN105	NUT Grade 1	2
18	236VRK	EXCLUDER draught for accelerator pedal shaft	1
19	338VRK	BRACKET for accelerator return spring	1
20	-	SPRING return Flexo Pt No. AK3112	1
21	70WQ/3	BUSH	2
22	339VRK	SHAFT for accelerator control	1
23	-	DOWEL spring Groverlock	2
24	218VRK	WASHER for accelerator control shaft	2
25	340VRK	LEVER - accelerator control	1
26	337VRK	ROD - push	1
27	257VRK	PIN	1
28		WASHER 5/16" dia plain to BS3410 Table 3	1
29		SPLIT-PIN 1/16" dia length 3/4"	1
30	UCS104/8S	SCREW	2
31	UCN204	NUT grade 1	2
32		SPLIT-PIN 3/16" dia length 1"	1
33	UCS104/5S	SCREW ) EP unit bracket	2
34	1214	WASHER 1/4" Shakeproof ) to drivers	2
35	UCN104	NUT Grade 1 ) structure	2

Illus. ref.	Part	Description	Quantity per unit
36	1210	SCREW 2 B.A. hex head x 2" )	2
37		WASHER 3/16" dia Shakeproof )	2
38		NUT 2 B.A. )	2
ACCELERATOR - ENGINE GROUP - GARDNER			
39	123VRK	BRACKET mounting for throttle control cylinder	1
40	1214	BOLT 1/4" B.S.W. x 3" long )	2
41		WASHER Shakeproof )	2
42	370VRR	CYLINDER - throttle control Clayton APSA 7091	1
43		PIN - pivot for throttle cylinder	1
44	371VRK	E-CLIP BS 3673 Pt 2 Ref 306PS	2
45		FORK-END for throttle control	1
46	222VRK	LOCKNUT - M8 x 1.25 pitch	1
47		PIN for fork end	1
48	UCS104/6S	WASHER 1/4" plain to BS3410 table 5	1
49		SPLIT-PIN 1/16" dia x 3/4" long	1
50	1214	SCREW ) Throttle control	3
51		WASHER 1/4" Shakeproof ) cylinder bracket to	3
52		NUT grade 1 ) fuel filter mounting	3
		) bracket	
53	UCB104/10S	SOLENOID - engine stopping CAV type 263/38	1
54		BOLT	2
55	1214	WASHER 1/4" dia Shakeproof	4
56	UCN104	NUT Grade 1	4
57	312VRK	ROD operating for stop control	1
58	FN204P	LOCKNUT	3
59	UFN205	LOCKNUT Grade 1	1
60	348VRK	ROD push for stop control	1
61	349VRK	JOINT ball 1/4" B.S.F. x 1/4" B.S.F.	3
		Ilston and Robson	
62	350VRK	PIVOT for solenoid stopping lever	1
63	UCB105/16S	LEVER for stopping Solenoid	1
64		WASHER 5/16" dia spring	1
65	UCN105	WASHER 5/16" dia plain BS3410 Table 4 Hy Gauge	1
66		BOLT	1
67	751WQ	NUT Grade 1	1
68		PLATE spring anchor	1
69		SPRING 'Flexo' No. AQ 3432	1

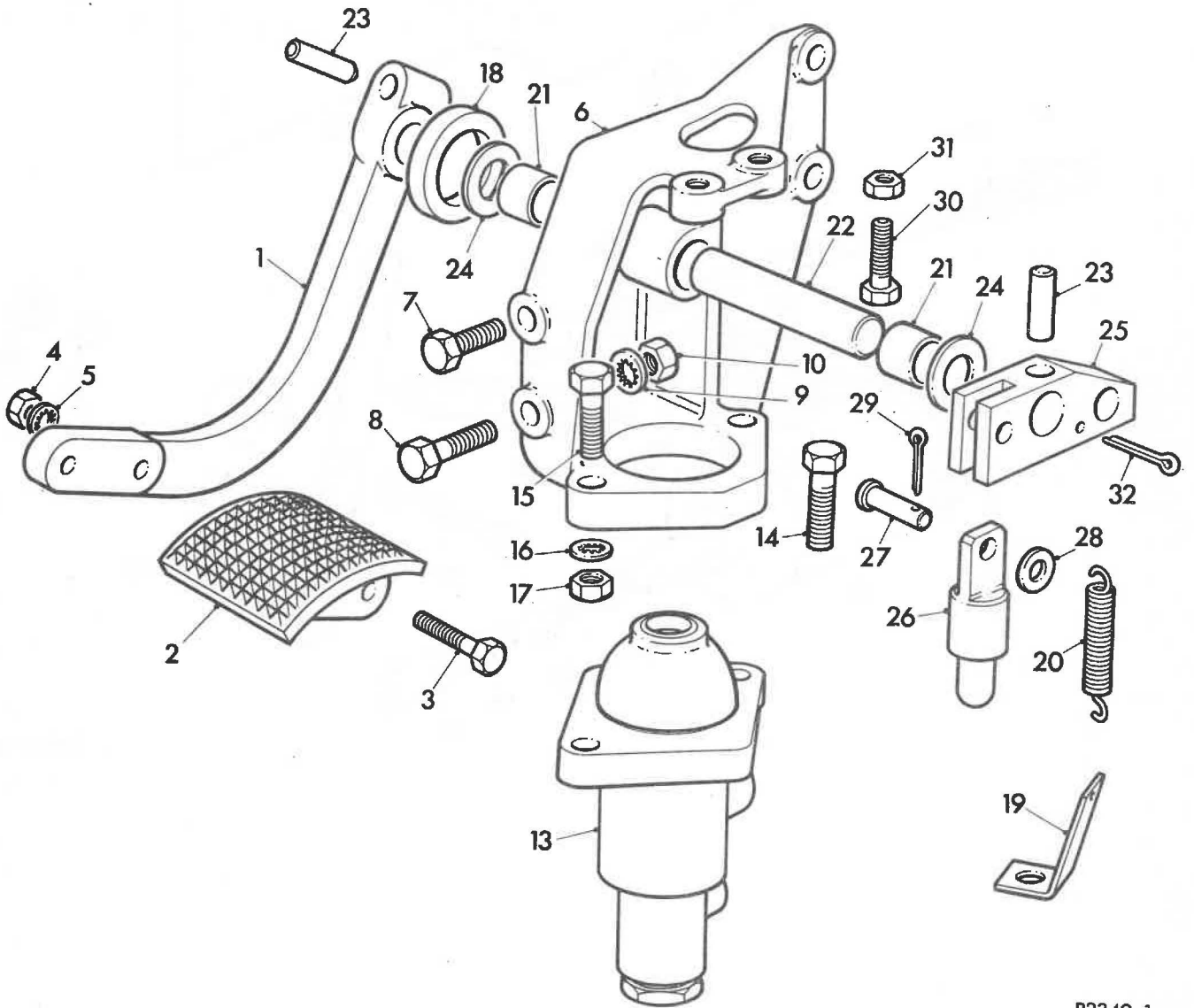
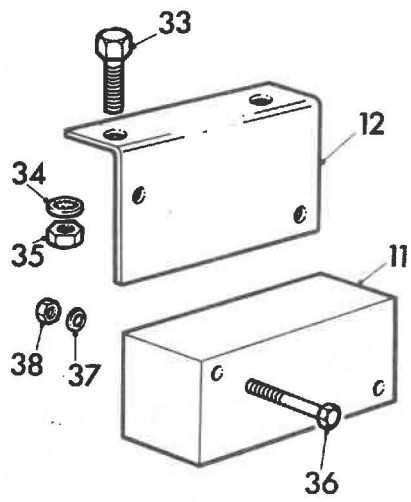


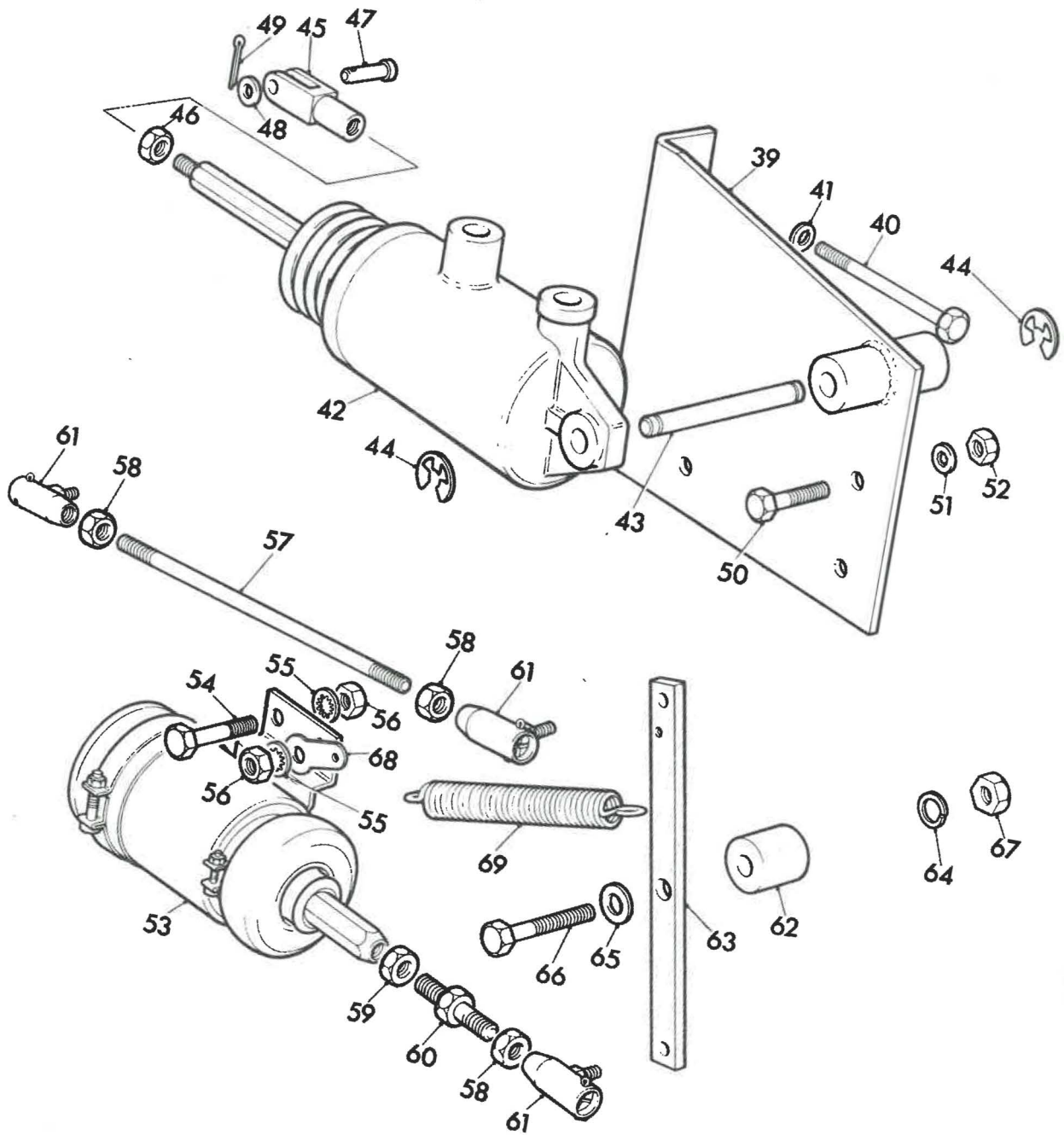


P2349-2\*

Illus. ref.	Part	Description	Quantity per unit
Sub Group G5A			
ACCELERATOR UNIT (SEMI AUTOMATIC CHANGE SPEED)			
ACCELERATOR PEDAL GROUP			
1	101VRK	STEM for accelerator pedal lever	1
2	214VRK	PAD foot for accelerator lever	1
3	UCB104/11S	BOLT	2
4	UCN104	NUT Grade 1	2
5	1214	WASHER 1/4" Shakeproof	2
6	15VRK	BRACKET mounting for accelerator controls	1
7	UCS105/7S	SCREW	3
8	UCB105/10S	BOLT	1
9	1218	WASHER 5/16" Shakeproof	4
10	UCN105	NUT Grade 1	2
11	10903709	UNIT EP throttle valve - Leyland	1
12	347VRK	BRACKET for throttle EP unit	1
13*		CYLINDER throttle control - Clayton 266463	1
14	UCB105/14S	BOLT	1
15	UCB105/12S	BOLT	1
16	1218	WASHER 5/16" Shakeproof	2
17	UCN105	NUT Grade 1	2
18	236VRK	EXCLUDER draught for accelerator pedal shaft	1
19	338VRK	BRACKET for accelerator return spring	1
20	-	SPRING return Flexo Pt No. AK3112	1
21	70WQ/3	BUSH	2
22	339VRK	SHAFT for accelerator control	1
23	-	DOWEL spring Groverlock TP38 x 1.1/8"	2
24	218VRK	WASHER for accelerator control shaft	2
25	340VRK	LEVER - accelerator control	1
26	337VRK	ROD - push	1
27	257VRK	PIN	1
28		WASHER 5/16" dia plain to BS3410 Table 3	1
29		SPLIT-PIN 1/16" dia length 3/4"	1
30	UCS104/8S	SCREW	2
31	UCN204	NUT grade 1	2
32		SPLIT-PIN 3/16" dia length 1"	1
33	UCS104/5S	SCREW ) EP unit bracket	2
34	1214	WASHER 1/4" Shakeproof ) to drivers	2
35	UCN104	NUT Grade 1 ) structure	2
*NOTE - SEE END OF SECTION FOR DETAILS			

Illus. ref.	Part	Description	Quantity per unit
36		SCREW 2 B.A. hex head x 2" )	2
37	1210	WASHER 3/16" dia Shakeproof ) EP unit	2
38		NUT 2 B.A. ) to bracket	2
<b>ACCELERATOR - ENGINE GROUP - GARDNER</b>			
39	123VRK	BRACKET mounting for throttle control cylinder	1
40		BOLT 1/4" B.S.W. x 3" long )	2
41	1214	WASHER Shakeproof ) For bracket	2
42 *		CYLINDER - throttle control Clayton APSA 7091	1
43	370VRR	PIN - pivot for throttle cylinder	1
44		E-CLIP BS 3673 Pt 2 Ref 306PS Salterfix	2
45	371VRK	FORK-END for throttle control	1
46		LOCKNUT - M8 x 1.25 pitch	1
47	222VRK	PIN for fork end	1
48		WASHER 1/4" plain to BS3410 table 5	1
49		SPLIT-PIN 1/16" dia x 3/4" long	1
50	UCS104/6S	SCREW ) Throttle control	3
51	1214	WASHER 1/4" Shakeproof ) cylinder bracket to	3
52	UCN104	NUT grade 1 ) fuel filter mounting	3
		) bracket	
53		SOLENOID - engine stopping CAV type 263/38	1
54	UCB104/10S	BOLT	2
55	1214	WASHER 1/4" dia Shakeproof	4
56	UCN104	NUT Grade 1	4
57	312VRK	ROD operating for stop control	1
58	FN204P	LOCKNUT	3
59	UFN205	LOCKNUT Grade 1	1
60	348VRK	ROD push for stop control	1
61		JOINT ball 1/4" B.S.F. x 1/4" B.S.F. Ilston and Robson	3
62	349VRK	PIVOT for solenoid stopping lever	1
63	350VRK	LEVER for stopping Solenoid	1
64		WASHER 5/16" dia spring	1
65		WASHER 5/16" dia plain BS3410 Table 4 Hy Gauge	1
66	UCB105/16S	BOLT	1
67	UCN105	NUT Grade 1	1
68	751WQ	PLATE spring anchor	1
69		SPRING 'Flexo' No. AQ3432	1
<b>REPAIR KITS</b>			
	GA28991	KIT repair for Clayton Cylinder 266463	as reqd
	GA29005	KIT repair for Clayton Cylinder APSA7091	as reqd



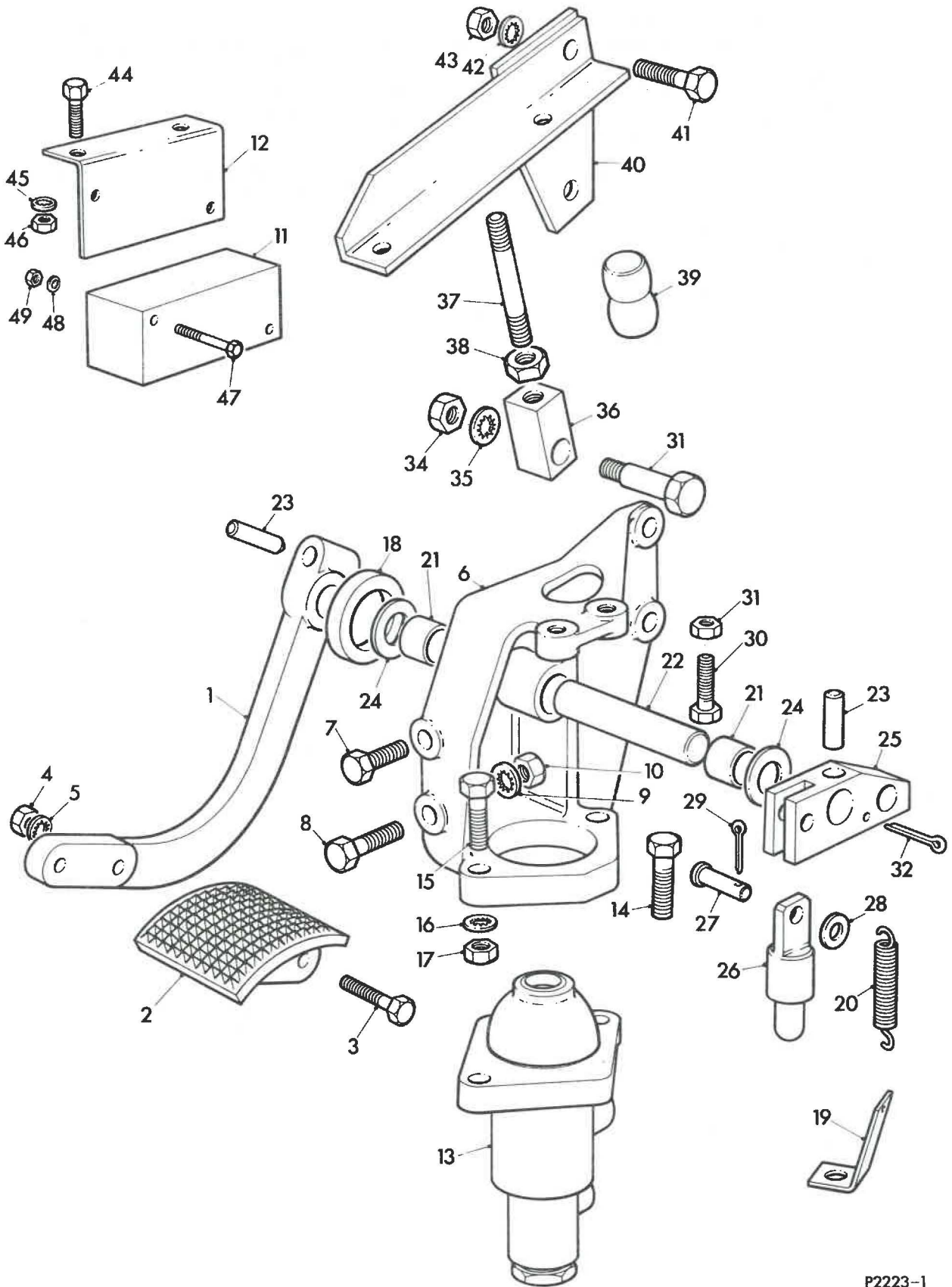


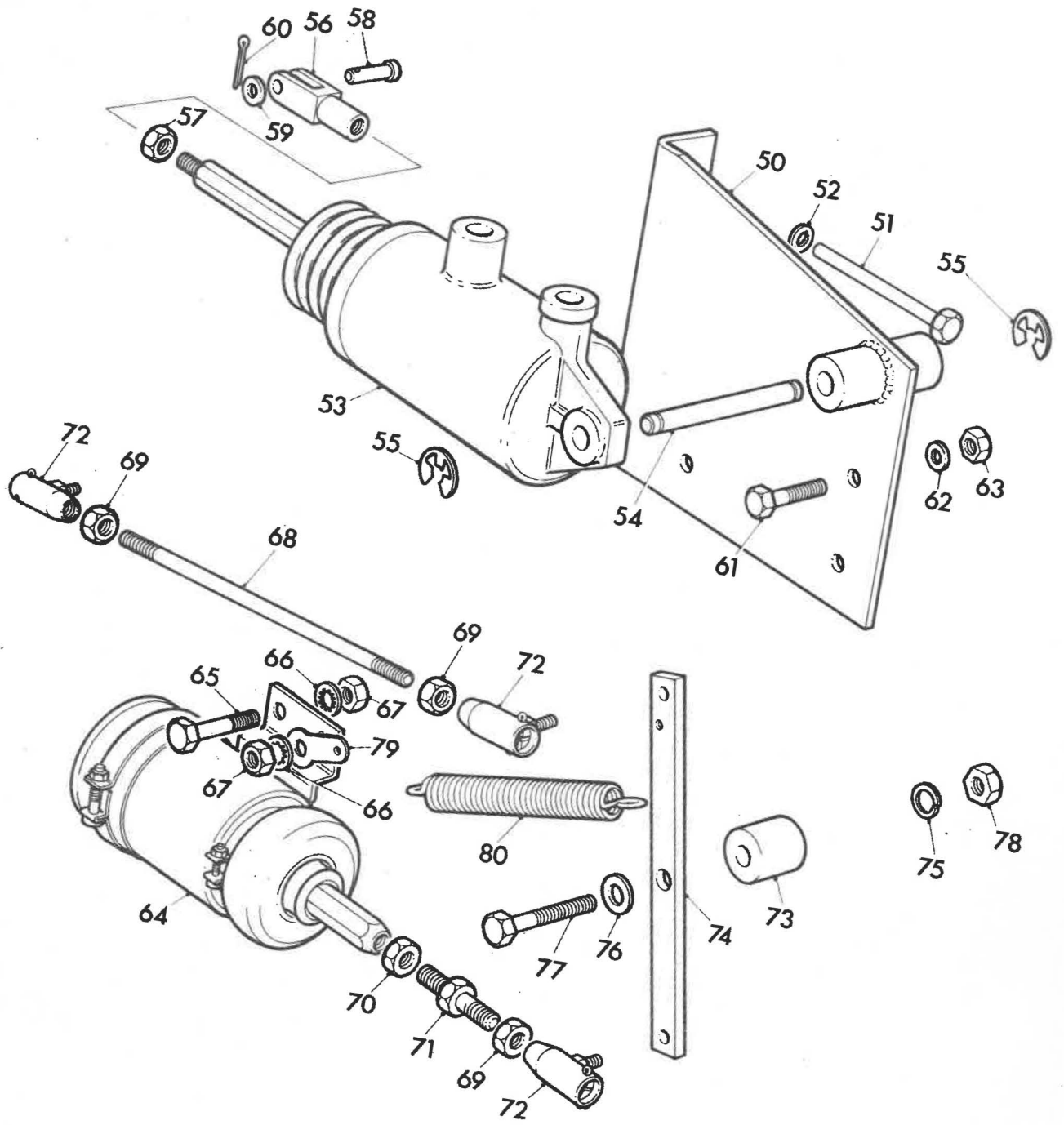
P2349-2\*

Illus. ref.	Part	Description	Quantity per unit
		Sub Group G.5	
		ACCELERATOR UNIT	
		ACCELERATOR PEDAL GROUP	
1	101VRK	STEM for accelerator pedal lever	1
2	214VRK	PAD foot for accelerator lever	1
3	UCB104/11S	BOLT	2
4	UCN104	NUT grade 1	2
5	1214	WASHER 1/4" Shakeproof	2
✓6	15VRK	BRACKET mounting for accelerator controls	1
✓7	UCS105/7S	SCREW	3
✓8	UCB105/10S	BOLT	1
✓9	1218	WASHER 5/16" Shakeproof	4
✓10	UCN105	NUT grade 1	2
11	10903709	UNIT electro pneumatic throttle valve Leyland	1
12	347VRK	BRACKET for throttle electro pneumatic unit	1
✓13		CYLINDER throttle control Clayton No. 266463	1
✓14	UCB105/14S	BOLT	1
✓15	UCB105/12S	BOLT	1
✓16	1218	WASHER 5/16" Shakeproof	2
✓17	UCN105	NUT grade 1	2
18	236VRK	EXCLUDER draught for accelerator pedal shaft	1
✓19	338VRK	BRACKET for accelerator return spring	1
✓20		SPRING return Flexo Part No. AK3112	1
✓21	70WQ/3	BUSH	2
✓22	339VRK	SHAFT for accelerator control	1
✓23		DOWEL spring Groverlock TP.38 X 1/8" LONG	2
24	218VRK	WASHER for accelerator control shaft	2
✓25	345VRK	LEVER accelerator control	1
✓26	337VRK	ROD push	1
27	257VRK	PIN	1
28		WASHER 5/16" plain to BS3410 Table 3	1
29		SPLIT PIN 1/16" dia length 3/4"	1
✓30	UCS104/8S	SCREW	2
✓31	UCN204	NUT grade 1	2
✓32		SPLIT PIN 3/16" dia length 1"	1
33	344VRK	PIN for accelerator linkage	1
34	UCN107	NUT grade 1	1
35	1222	WASHER 7/16" Shakeproof	1
36	343VRK	BLOCK swivel for pushrod	1
37	UCSD05/20R	STUD	1
38	UCN205	LOCKNUT grade 1	1
39	342VRK	STRIKER for push-rod	1
40	341VRK	BRACKET for performance level switch	1

Illus. ref.	Part	Description	Quantity per unit
41	UCS105/7S	SCREW )Performance level	2
42	1218	WASHER 5/16" Shakeproof )switch bracket to	2
43	UCN105	NUT grade 1 )drivers structure	2
44	UCS104/5S	SCREW ) Electro pneumatic unit	2
45	1214	WASHER 1/4" Shakeproof )bracket to drivers	2
46	UCN104	NUT grade 1 )structure	2
47		SCREW 2 B.A. hex. head x 2" )	2
48	1210	WASHER 3/16" Shakeproof ) Electro pneumatic	2
49		NUT 2 B.A. , ) unit to bracket	2
<b>ACCELERATOR - ENGINE GROUP (GARDNER ENGINE ONLY)</b>			
<del>50</del>	123VRK	BRACKET mounting for throttle control cylinder	1
51		BOLT 1/4" B.S.W. x 3" long ) Bracket to	2
52	1214	WASHER Shakeproof )governor housing	2
<del>53</del>		CYLINDER throttle control Clayton No. APSA7091	1
<del>54</del>	370VRK	PIN pivot for throttle cylinder	1
<del>55</del>		E-CLIP B.S.3673 Part 2 Ref. No. 306PS	2
<del>56</del>	371VRK	FORK-END for throttle control	1
<del>57</del>		LOCKNUT M8 x 1.15 pitch	1
58	222VRK	PIN for fork-end	1
59		WASHER 1/4" plain to B.S.3410 table 5	1
<del>60</del>		SPLIT PIN 1/16" x 3/4" long	1
61	UCS104/6S	SCREW )Throttle control	3
<del>62</del>	1214	WASHER 1/4" Shakeproof )cylinder bracket to fuel	3
<del>63</del>	UCN104	NUT grade 1 )filter mounting bracket	3
64		SOLENOID engine stopping CAV Type 263/38	1
65	UCB104/10S	BOLT ) Solenoid to	2
66	1214	WASHER 1/4" Shakeproof ) mounting	4
67	UCN104	NUT grade 1 ) plate	4
68	312VRK	ROD operating for stop control	1
69	FN204P	LOCKNUT	3
70	UFN205	LOCKNUT grade 1	1
71	348VRK	ROD push for stop control	1
72		JOINT ball 1/4" B.S.F. x 1/4" B.S.F. Ilston & Robson B106	3

Illus. ref.	Part	Description	Quantity per unit
73	349VRK	PIVOT for solenoid stopping lever	1
74	350VRK	LEVER for stopping solenoid	1
75		WASHER 5/16" spring	1
76		WASHER 5/16" plain to B.S.3410 Table 4 heavy gauge	1
77	UCB105/16S	BOLT	1
78	UCN105	NUT grade 1	1
79	751WQ	PLATE spring anchor	1
80		SPRING 'Flexo' No. AQ3432	1





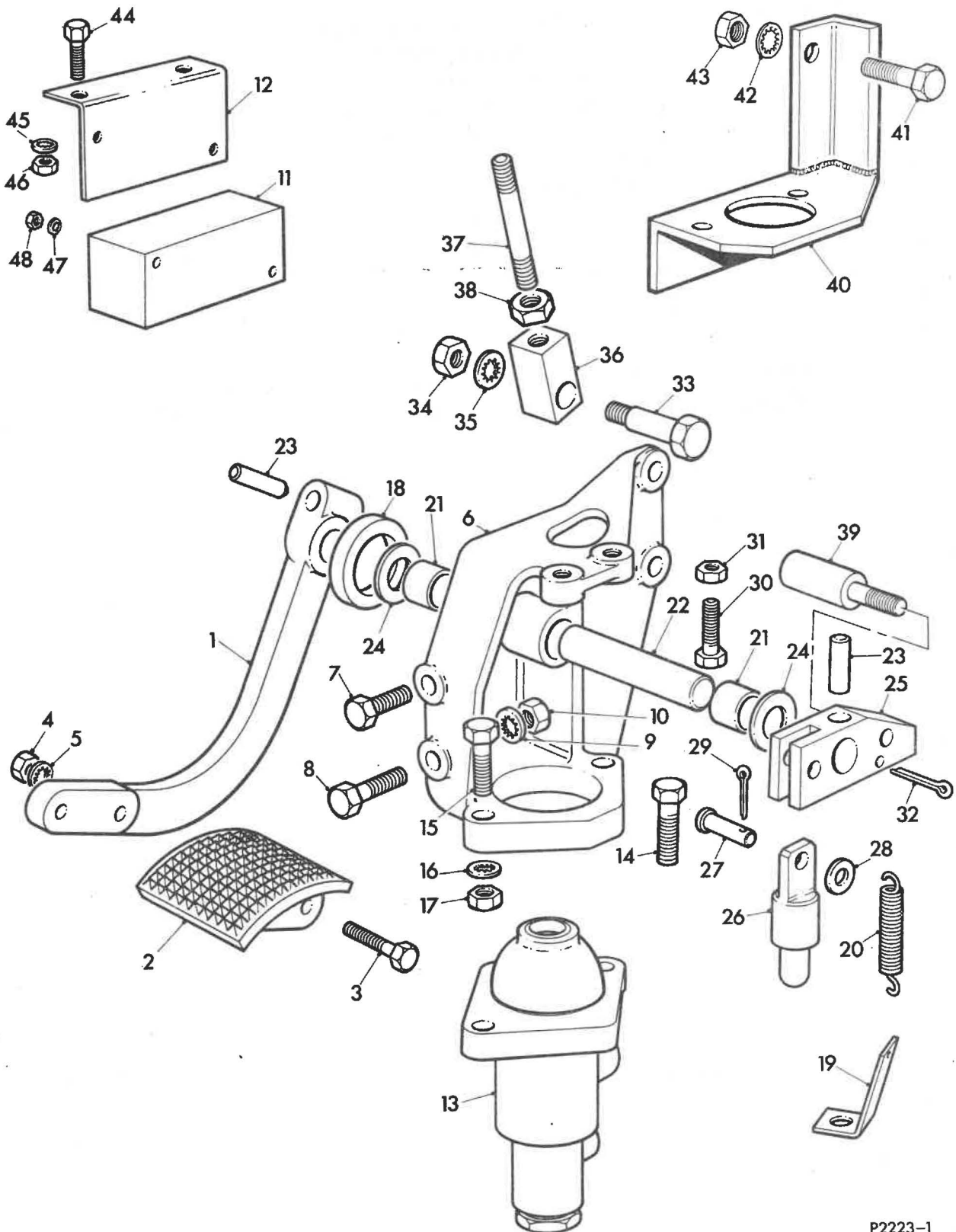
P2223-2\*

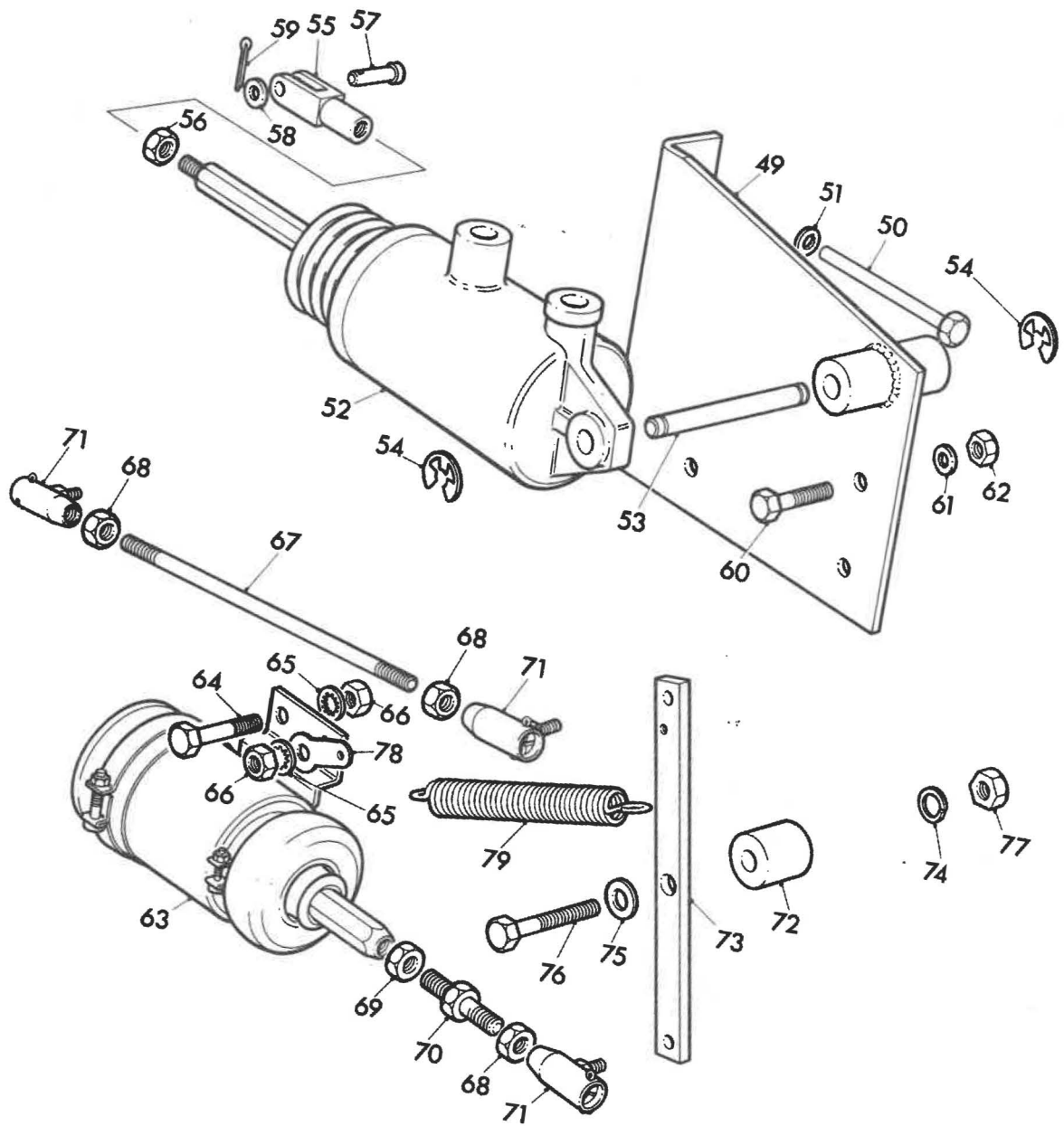
Illus. ref.	Part	Description	Quantity per unit
Sub Group G.5			
ACCELERATOR UNIT			
ACCELERATOR PEDAL GROUP			
1	101VRK	STEM for accelerator pedal lever	1
2	214VRK	PAD foot for accelerator lever	1
3	UCB104/11S	BOLT	2
4	UCN104	NUT grade 1	2
5	1214	WASHER 1/4" Shakeproof	2
6	15VRK	BRACKET mounting for accelerator controls	1
7	UCS105/7S	SCREW	3
8	UCB105/10S	BOLT	1
9	1218	WASHER 5/16" Shakeproof	4
10	UCN105	NUT grade 1	2
11	10903709	UNIT electro pneumatic throttle valve Leyland	1
12	347VRK	BRACKET for throttle electro pneumatic unit	1
13	*	CYLINDER throttle control Clayton No. 266463	1
14	UCB105/14S	BOLT	1
15	UCB105/12S	BOLT	1
16	1218	WASHER 5/16" Shakeproof	2
17	UCN105	NUT grade 1	2
18	236VRK	EXCLUDER draught for accelerator pedal shaft	1
19	338VRK	BRACKET for accelerator return spring	1
20		SPRING return Flexo Part No. AK3112	1
21	70WQ/3	BUSH	2
22	339VRK	SHAFT for accelerator control	1
23		DOWEL spring Groverlock TP38 x 1.1/8"	2
24	218VRK	WASHER for accelerator control shaft	2
25	373VRK	LEVER accelerator control	1
26	337VRK	ROD push	1
27	257VRK	PIN	1
28		WASHER 5/16" plain to BS3410 Table 3	1
29		SPLIT PIN 1/16" dia length 3/4"	1
30	UCS104/8S	SCREW	2
31	UCN204	NUT grade 1	2
32		SPLIT PIN 3/16" dia length 1"	1
33	344VRK	PIN for accelerator linkage	1
34	UCN107	NUT grade 1	1
35	1222	WASHER 7/16" Shakeproof	1
36	343VRK	BLOCK swivel for pushrod	1
37	UCSD05/20R	STUD	1
38	UCN205	LOCKNUT grade 1	1
39	374VRK	STRIKER for push-rod	1
40	375VRK	BRACKET for performance level switch	1



Illus. ref.	Part	Description	Quantity per unit
41	UCS105/7S	SCREW )Performance level	2
42	1218	WASHER 5/16" Shakeproof )switch bracket to	2
43	UCN105	NUT grade 1 )drivers structure	2
44	UCS104/5S	SCREW ) Electro pneumatic unit	2
45	1214	WASHER 1/4" Shakeproof )bracket to drivers	2
46	UCN104	NUT grade 1 )structure	2
47	12. M8	WASHER 3/16" Shakeproof ) Electro pneumatic	2
48		NUT UCN M8 )unit to bracket	2
ACCELERATOR - ENGINE GROUP (GARDNER ENGINE ONLY)			
49	123VRK	BRACKET mounting for throttle control cylinder	1
50	1214	BOLT 1/4" B.S.W. x 3" long ) Bracket to	2
51		WASHER Shakeproof )governor housing	2
52	370VRK	* CYLINDER throttle control Clayton No. APSA7091	1
53		PIN pivot for throttle cylinder	1
54		E-CLIP B.S.3673 Part 2 Ref. No. 306PS Salterfix	2
55	371VRK	FORK-END for throttle control	1
56		LOCKNUT M8 x 1.15 pitch	1
57	222VRK	PIN for fork-end	1
58		WASHER 1/4" plain to B.S.3410 table 5	1
59		SPLIT PIN 1/16" x 3/4" long	1
60	UCS104/6S	SCREW ) Throttle control	3
61	1214	WASHER 1/4" Shakeproof )cylinder bracket to fuel	3
62	UCN104	NUT grade 1 )filter mounting bracket	3
63		SOLENOID engine stopping CAV Type 263/38	1
64	UCB104/10S	BOLT ) Solenoid to	2
65	1214	WASHER 1/4" Shakeproof ) mounting	4
66	UCN104	NUT grade 1 ) plate	4
67	312VRK	ROD operating for stop control	1
68	FN204P	LOCKNUT	3
69	UFN205	LOCKNUT grade 1	1
70	348VRK	ROD push for stop control	1
71		JOINT ball 1/4" B.S.F. x 1/4" B.S.F. Ilston & Robson B106	3

Illus. ref.	Part	Description	Quantity per unit
72	349VRK	PIVOT for solenoid stopping lever	1
73	350VRK	LEVER for stopping solenoid	1
74		WASHER 5/16" spring	1
75		WASHER 5/16" plain to B.S.3410 Table 4 heavy gauge	1
76	UCB105/16S	BOLT	1
77	UCN105	NUT grade 1	1
78	751WQ	PLATE spring anchor	1
79		SPRING 'Flexo' No. AQ3432	1
		REPAIR KITS	
	GA28991	KIT repair for Clayton Cylinder No. 266463	as reqd
	GA29005	KIT repair for Clayton Cylinder No. APSA7091	as reqd



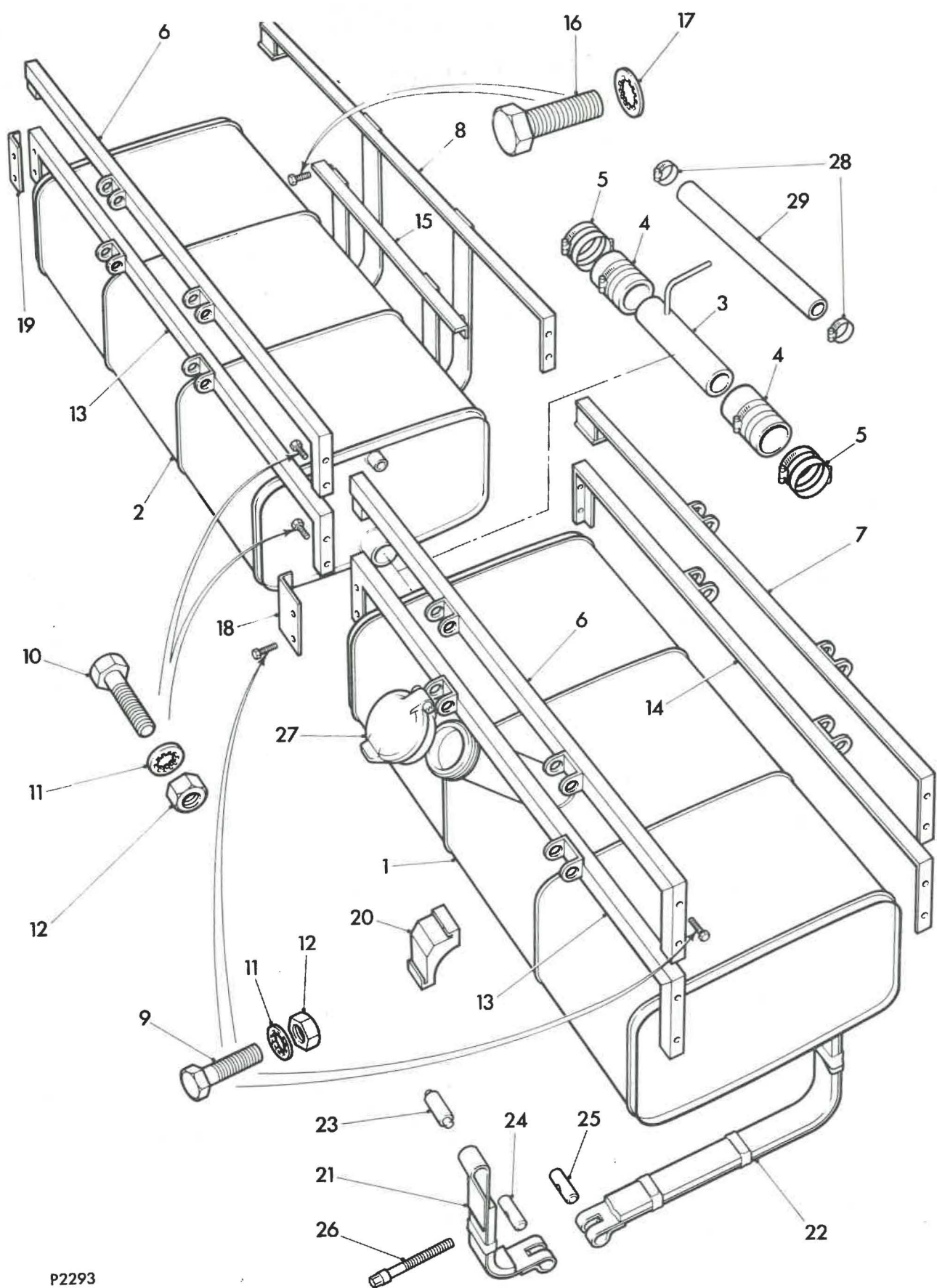


P2223-2\*



UP TO SL3 1899

Illus. ref.	Part	Description	Quantity per unit	
Sub Group G.7				
FUEL TANK AND MOUNTING UNIT				
1	15VRU	TANK fuel	1	
2	19VRU	TANK fuel ancillary (25 gallon)	1	
3	395VRU	PIPE interconnecting for fuel tanks	1	
4	215VRU	CONNECTION for fuel pipe	2	
5	No.212S	CLIP hose BS 3628	8	
6	101VRU	ANGLE mounting fuel tank offside outer )	2	
7	102VRU	ANGLE mounting fuel tank offside inner )	1	
8	132VRU	ANGLE mounting fuel tank rear inner )	1	
9	UCS106/7S	SCREW outer rails to outrigger )VRT/LH/3	8	
9	UCS106/7S	SCREW inner rails to outriggers and bracket )only	6	
10	UCS106/10S	SCREW inner rails to outriggers )	2	
11	1220	WASHER 3/8" Shakeproof )	16	
12	UCN106	NUT grade 1 )	16	
13	118VRU	MEMBER mounting sub assembly offside outer )	2	
14	116VRU	MEMBER mounting sub assembly offside inner )	1	
15	158VRU	SUPPORT fuel tank rear inner )	1	
16	UCS108/8S	SCREW )	2	
17	1224	WASHER 1/2" Shakeproof )	2	VRT/SL/3
18	343VRU	BRACKET support for fuel tank mounting member )	1	and
19	254VRU	BRACKET for outer mounting member )	1	VRT/LL/3
		)		only
9	UCS106/7S	SCREW outer rails to outrigger )	8	
10	UCS106/10S	SCREW outer support bracket to outrigger and rear outer rail )	2	
9	UCS106/7S	SCREW inner rails to outriggers and bracket )	8	
11	1220	WASHER 3/8" Shakeproof )	18	
12	UCN106	NUT grade 1 )	18	
20	206VRU	BLOCK locating for fuel tank	8	
21	209VRU	STRAP outer for fuel tank	4	
22	208VRU	STRAP inner for fuel tank	2	
23	230REU	PIN for fuel tank bracket	6	
24	203LSU	PIN for fuel tank strap-plain	4	
25	202LSU	PIN for fuel tank strap-tapped	4	
26	204LSU	BOLT for fuel tank strap	4	
27	112LSU	CAP fuel filler	1	
28	No.075S	CLIP hose BS 3628	2	
29	NRM70	TUBE nylon Griflex Surlon semi-rigid medium wall 1/2 id x 13" long	1	

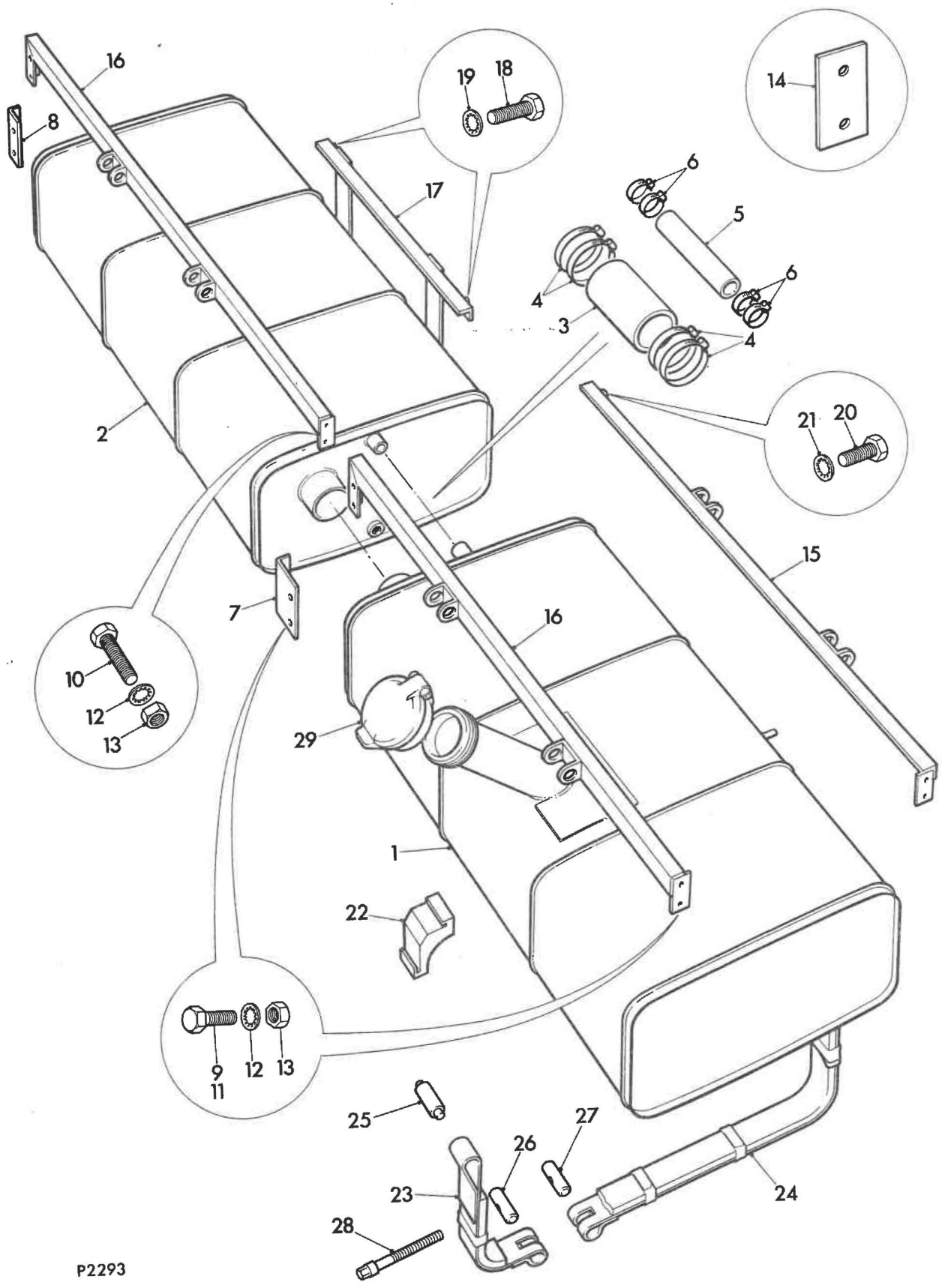


P2293



FROM SL31899

Illust. ref.	Part	Description	Quantity per unit
Sub Group G.7			
FUEL TANKS & MOUNTING UNIT			
1	23VRU	TANK fuel	1
2	24VRU	TANK fuel ancillary	1
3	425VRU	HOSE connection	1
4	No.400	CLIP hose	4
5	429VRU	HOSE fuel tank vent	1
6	No.162	CLIP hose	4
7	343VRU	BRACKET support) Fuel tank mounting	1
8	254VRU	BRACKET support) members	1
9	UCS106/7S	SCREW - outer rails to outriggers	8
10	UCS106/10S	SCREW - outer support bracket to - outrigger and rear outer rail	2
11	UCS106/7S	SCREW - inner rails to outrigger and bracket	6
12	1220	WASHER 3/8" Shakeproof	16
13	UNC106	NUT Grade 1	16
14	422VRU	PACKING PIECE	A/R
15	167VRU	MEMBER mounting - offside inner	1
16	169VRU	MEMBER mounting - offside outer	2
17	158VRU	SUPPORT fuel tank - rear inner	1
18	UCS108/8S	SCREW - fuel tank support	2
19	1224	WASHER 1/2" Shakeproof	2
20	UCS108/7S	SCREW - offside mounting member	1
21	1224	WASHER 1/2" Shakeproof	1
22	206VRU	BLOCK locating - fuel tanks	8
23	431VRU	STRAP outer	4
24	208VRU	STRAP inner	2
25	230REU	PIN - tank brackets - S117231	6
26	203LSU	PIN - tank straps - plain	4
27	202LSU	PIN - tank straps - tapped	4
28	204LSU	BOLT - tank straps	4
29	112LSU	CAP filler	1

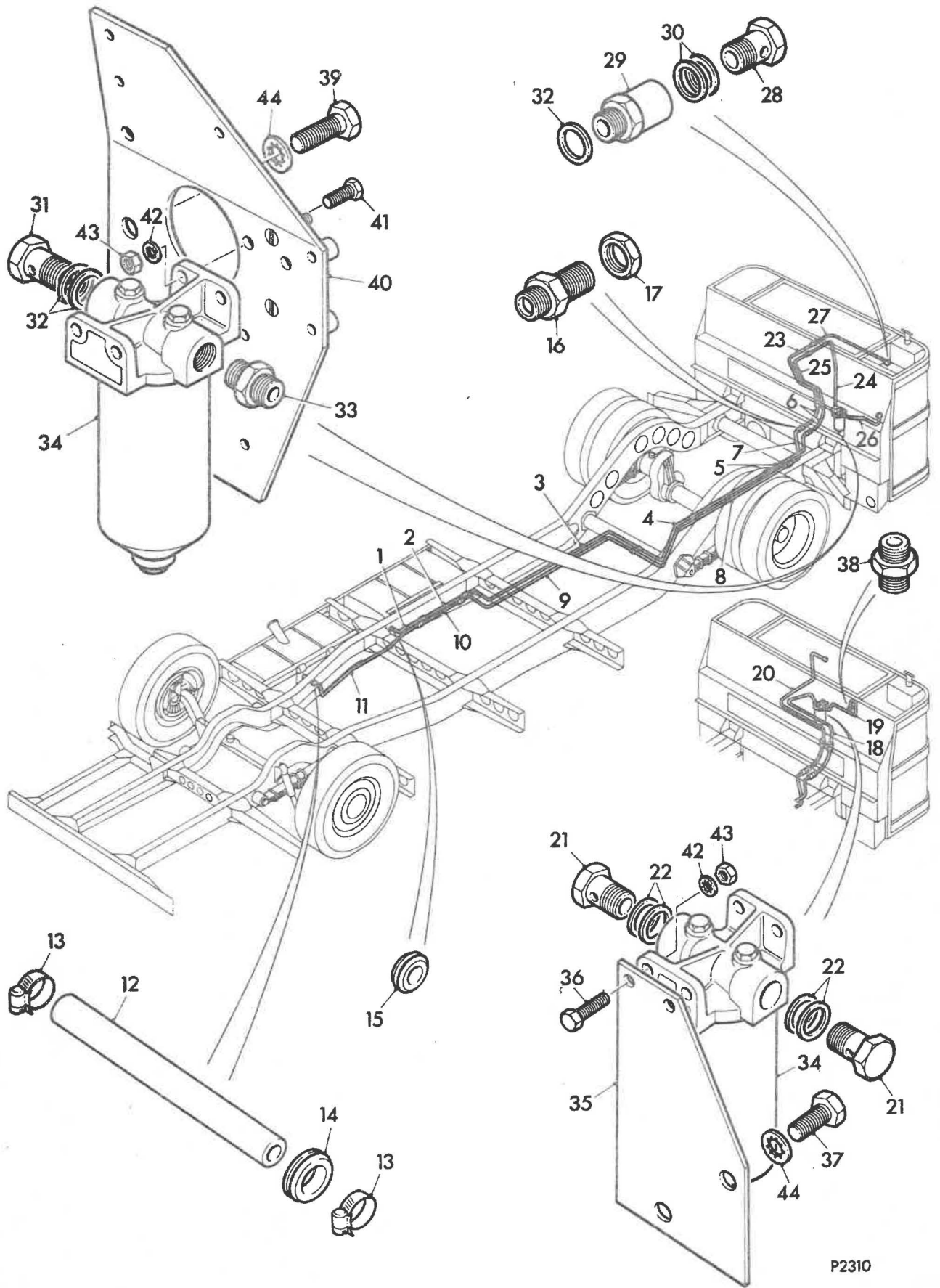


P2293

UP TO SL31216

Illus. ref.	Part	Description	Quantity per unit
Sub Group G.8			
FUEL PIPING UNIT			
1	( 394VRU	PIPE fuel suction-tank to midframe VRT/SL/3 and VRT/LL/3 only	1
	( 393VRU	PIPE fuel suction-tank to midframe VRT/LH/3 only	1
2	( 232VRU	PIPE fuel suction - midframe VRT/LL/3 and VRT/LH/3 only	1
	( 279VRU	PIPE fuel suction - midframe VRT/SL/3 only	1
3	280VRU	PIPE fuel suction - forward of rear spring front bracket offside	1
4	377VRU	PIPE fuel suction at rear spring	1
5	378VRU	PIPE fuel suction - rear of rear spring to Z-member	1
6	380VRU	HOSE flexible	2
7	386VRU	PIPE fuel return Z-member to rear of rear spring	1
8	345VRU	PIPE fuel return at rear spring	1
9	292VRU	PIPE fuel return forward of rear spring front bracket offside	1
10	( 232VRU	PIPE fuel return - midframe VRT/LL/3 and VRT/LH/3 only	1
	( 279VRU	PIPE fuel return - midframe VRT/SL/3 only	1
11	( 242VRU	PIPE fuel return - midframe to tank VRT/LH/3 only	1
	( 295VRU	PIPE fuel return - midframe to tank VRT/SL/3 and VRT/LL/3 only	1
12	608WU	CONNECTION hose for fuel pipes	2
13	No. 075S	CLIP hose BS 3628	4
14		GROMMET S.I.C. No. 676 - 312	1
15		GROMMET S.I.C. No. 3712 - 312	1
16	6172WU	UNION for fuel pipe (bulkhead fitting)	2
17		LOCKNUT 3/8" B.S.P.	2
LEYLAND ENGINE ONLY			
18	381VRU	PIPE fuel suction flexible connection to filter	1
19	382VRU	PIPE fuel suction filter to lift pump	1
20	383VRU	PIPE fuel return leak-off to flexible connection	1
21	1324AVW	BOLT banjo )Fuel filter	2
22	No. M353	WASHER solid copper Wade Nico Ltd )fittings	4

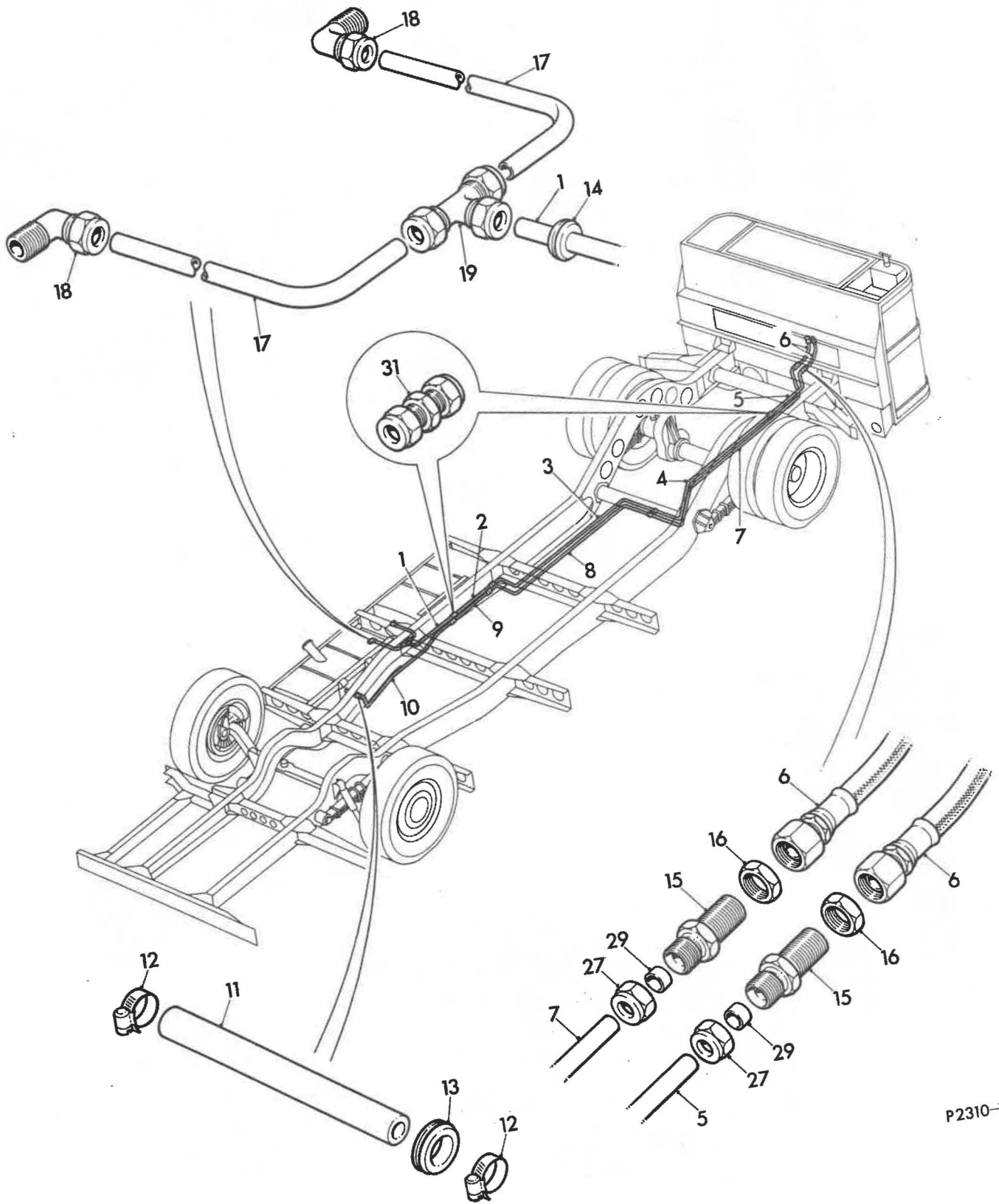
Illus. ref.	Part	Description	Quantity per unit
<b>GARDNER ENGINE ONLY</b>			
23	163VRU	PIPE fuel return union to flexible connection	1
24	399VRU	PIPE fuel suction union to filter	1
25	162VRU	PIPE fuel suction flexible connection to union	1
26	401VRU	PIPE fuel suction filter to lift pump	1
27	400VRU	PIPE fuel return outlet to union	1
28	12WW	PLUG for banjo connection	1
29	474WU	ADAPTER for engine filter	1
30	No. 2	WASHER copper standard 3 fold self-centring type Coopers Mechanical Joints Ltd	2
31	1324AVW	BOLT banjo ) Fuel	1
32	No. M353	WASHER solid copper Wade Nico Ltd ) filter	3
33	628WU	UNION 1/2" x 3/8" B.S.P. ) fittings	1
<b>FUEL FILTER GROUP</b>			
34	144LDU	FILTER fuel )	1
35	157VRU	BRACKET for fuel filter )	1
36	UCS105/9S	SETSCREW filter to bracket ) Leyland	2
37		SETSCREW M16 x 2" x 25" long bracket to ) engine	2
		engine ) only	2
38	628WU	UNION for fuel pipe connections )	1
39		SETSCREW 5/8" B.S.W. x 1.1/4" long )	2
33	628WU	UNION for fuel pipe connection ) Gardner	2
40	160VRU	PLATE mounting for stopping solenoid and ) engine	1
		fuel filter ) only	1
41	UCS105/6S	SETSCREW )	2
The following units are to be used on Leyland and Gardner engines:			
42	1218	WASHER 5/16" Shakeproof	2
43	UCN105	NUT grade 1	2
44	1228	WASHER 5/8" Shakeproof	2

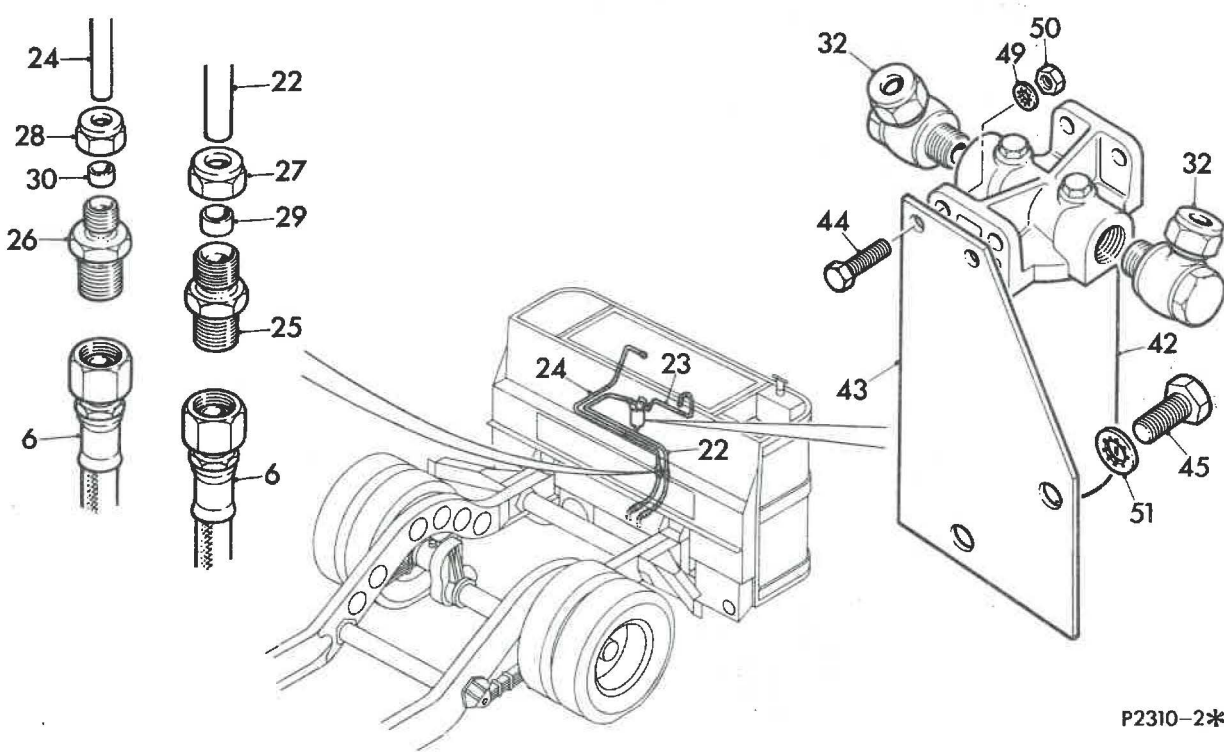
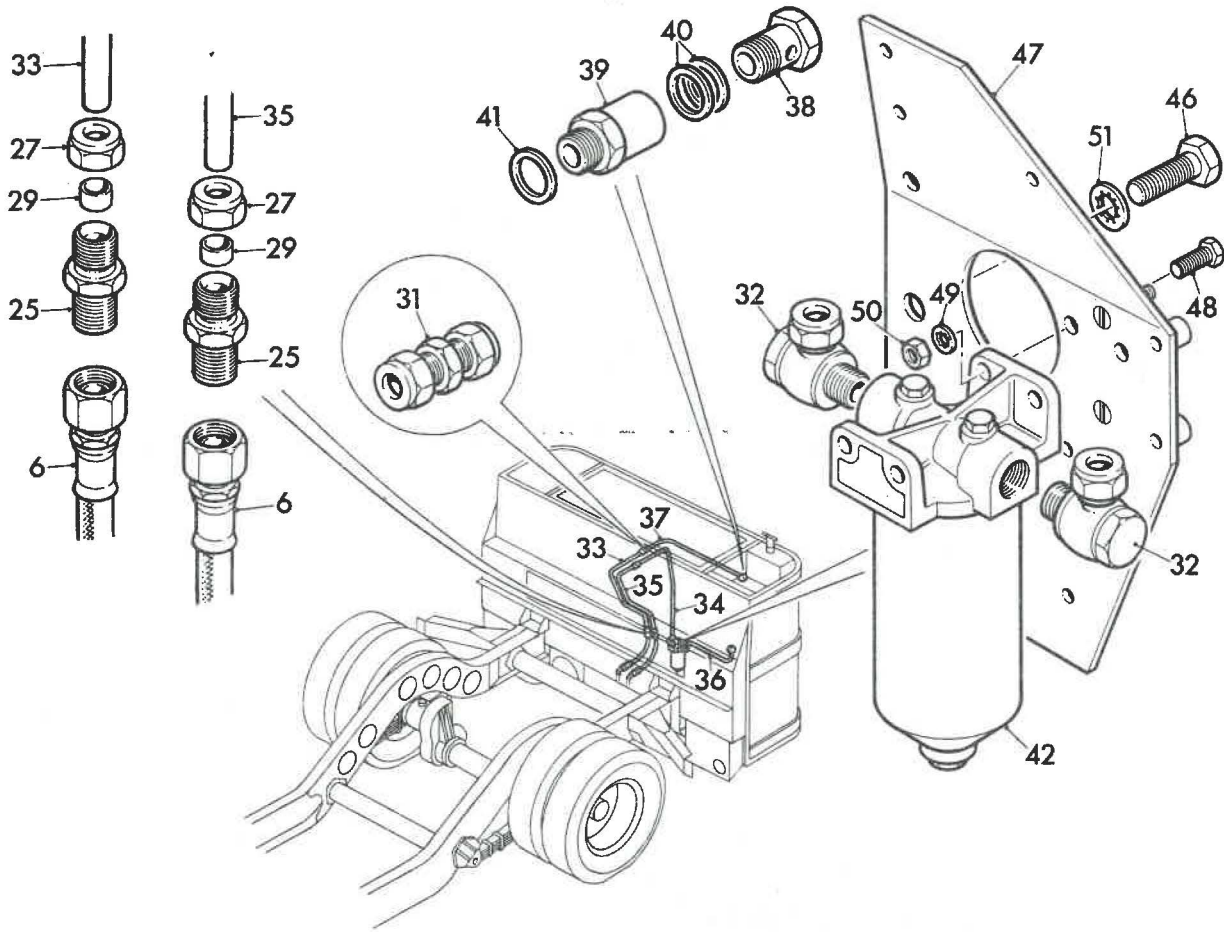


From SL3 1216

Illust. ref.	Part	Description	Quantity per unit
Sub Group G.8			
FUEL PIPING UNIT			
1	428VRU	PIPE fuel suction T-piece to mid-frame	1
2	405VRU	PIPE fuel suction - mid-frame - VRT/LL/3 - VRT/LH/3	1
2	404VRU	PIPE fuel suction mid-frame - VRT/SL/3	1
3	406VRU	PIPE fuel suction - forward of rear spring front bracket offside	1
4	407VRU	PIPE fuel suction - at rear spring	1
5	408VRU	PIPE fuel suction - rear of rear spring to 'Z' member	1
6	380VRU	HOSE flexible - for suction and return pipe	2
7	22VRU	PIPE fuel return - 'Z' member to forward of rear spring	1
8	412VRU	PIPE fuel return - forward of rear spring front bracket offside	1
9	404VRU	PIPE fuel return - mid-frame VRT/SL/3	1
9	404VRU	PIPE fuel return - mid-frame - VRT/LL/3 - VRT/LH/3	1
10	414VRU	PIPE fuel return - mid-frame to tank VRT/LH/3	1
10	413VRU	PIPE fuel return - mid-frame to tank - VRT/SL/3 - VRT/LL/3	1
11	608WU	CONNECTION hose for fuel pipes	1
12	0755	CLIP hose BS.3628	2
13		GROMMET S.T.C.No. 676-312	1
14		GROMMET S.T.C No. 3712-312	1
15	420VRU	UNION for fuel pipes	2
16		LOCKNUT 3/8" BSP	2
17	427VRU	PIPE fuel suction - tank to T-piece	2
18	8028	COUPLING stud male elbow Wade	2
19	2048	T-PIECE equal ended Wade	1
LEYLAND ENGINE ONLY			
22	20VRU	PIPE fuel suction - flexible connection to filter	1
23	409VRU	PIPE fuel suction - filter to lift pump	1
24	21VRU	PIPE fuel return - leak off to flexible connection	1

Illust. ref.	Part	Description	Quantity per unit
25	418VRU	ADAPTER	3
26	419VRU	ADAPTER	1
27	1008	NUT coupling Wade	3
28	1005	NUT coupling Wade	1
29	1028	RING coupling Wade	3
30	1026	RING coupling Wade	1
31	1048	COUPLING straight Wade	7
32	3508	BANJO COUPLING Wade	2
GARDNER ENGINE ONLY			
33	165VRU	PIPE fuel return - union to flexible hose	1
34	416VRU	PIPE fuel suction - union to filter	1
35	166VRU	PIPE fuel suction - flexible hose to union	1
36	417VRU	PIPE fuel suction - filter to lift pump	1
37	415VRU	PIPE fuel return - outlet to union	1
38	12WW	PLUG for Banjo connection	1
39	474WU	ADAPTER - engine filter	1
40	No. 2	WASHER - copper standard 3 fold self-centring type Coopers	2
27	1008	NUT coupling Wade	4
29	1028	RING coupling Wade	4
31	1048	COUPLING straight Wade	9
32	3508	BANJO COUPLING	2
41	M353	WASHER copper Wade	2
25	418VRU	ADAPTER	2
FUEL FILTER ONLY			
42	144LDU	FILTER fuel )	1
43	157VRU	BRACKET - fuel filter ) Leyland	1
44	UCS105/9S	SETSCREW - filter to bracket ) engine	2
45		SETSCREW 16 mm x 25 mm bracket ) to engine )	2
46		SETSCREW 5/8" B.S.W x 1.1/4" )	2
47	160VRU	PLATE mounting for fuel filter) Gardner and stopping solenoid ) engine	1
48	UCS105/6S	SETSCREW )	2
THE FOLLOWING ITEMS USED ON LEYLAND & GARDNER ENGINES			
49	1218	WASHER 5/16" Shakeproof	2
50	UCN105	NUT Grade 1	2
51	1228	WASHER 5/8" Shakeproof	2

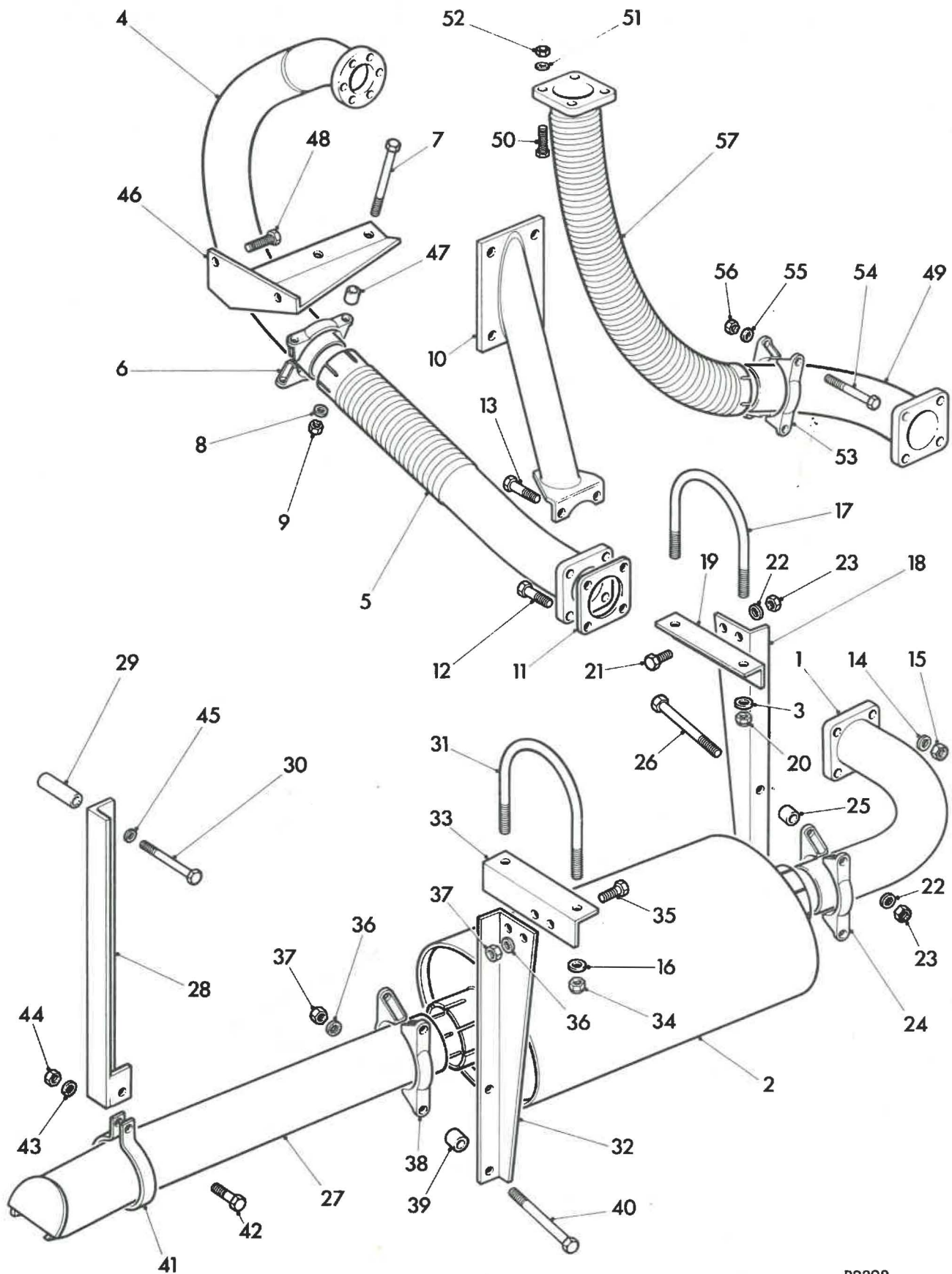




Illus. ref.	Part	Description	Quantity per unit
Sub Group G.9			
EXHAUST SYSTEM UNIT			
LEYLAND ENGINE			
1	104VRX	PIPE exhaust flexible pipe to silencer second pipe	1
2	138VRU	SILENCER exhaust	1
3		WASHER 3/8" plain to BS 3410 table 3	2
4	3VRX	PIPE exhaust turbocharger to flexible pipe	1
5	4VRX	PIPE flexible exhaust	1
6	223HAU	CLIP for exhaust pipe )	2
7	UCB106/42S	BOLT ) Flexible exhaust pipe	2
8	1220	WASHER Shakeproof ) 4VRX to exhaust pipe	2
9	UCN106	NUT grade 1 ) 3VRX	2
10	106VRX	BRACKET support exhaust pipe sub assembly	1
11	309REU	JOINT	1
12	UCS106/10S	SCREW	2
13	UCS106/12S	SCREW	2
14	1220	WASHER Shakeproof	4
15	UCN106	NUT grade 1	4
16		WASHER 3/8" plain to BS3410 table 3	2
17	209VRX	U-BOLT )	1
18	208VRX	ANGLE for silencer support nearside)	1
19	206VRX	BRACKET silencer hanger )	1
20	NP/N129/11/0	LOCKNUT )	2
21	UCS106/6S	SCREW )Exhaust pipe	2
22	1220	WASHER Shakeproof )104VRX to silencer	4
23	UCN106	NUT grade 1 )and support to	4
24	223HAU	CLIP for exhaust pipe )crossmember	2
25	206HGU	DISTANCE PIECE )	2
26	UCB106/40S	BOLT )	2
27	100VRX	TAILPIPE exhaust	1
28	213VRX	BRACKET support for exhaust tailpipe	1
29	214VRX	DISTANCE PIECE	2
30	UCB105/24S	BOLT	2

Illus. ref.	Part	Description	Quantity per unit
31	209VRX	U-BOLT )	1
32	207VRX	ANGLE for silencer support offside )	1
33	206VRX	BRACKET silencer hanger )	1
34	NP/N129/11/0	LOCKNUT )	2
35	UCS106/6S	SCREW )Exhaust tail pipe	2
36	1220	WASHER Shakeproof )100VRX to silencer	4
37	UCN106	NUT grade 1 )and support to	4
38	223HAU	CLIP for exhaust pipe )crossmember	2
39	206HGU	DISTANCE PIECE )	2
40	UCB106/40S	BOLT )	2
41	3.35VRU	CLIP for exhaust pipe	1
42	UCS106/10S	SCREW	1
43	1220	WASHER Shakeproof	1
44	UCN106	NUT grade 1	1
45	1218	WASHER Shakeproof	2
46	109VRX	BRACKET support for exhaust pipe	1
47	206HGU	DISTANCE PIECE	2
48		BOLT M10 x 40 mm support bracket 109VRX to crankcase	2
<b>GARDNER ENGINE</b>			
49	101VRX	PIPE exhaust flexible pipe to silencer first pipe	1
1	104VRX	PIPE exhaust flexible pipe to silencer second pipe	1
2	138VRU	SILENCER exhaust	1
50	UCB106/12S	BOLT	4
51	1220	WASHER Shakeproof	4
52	UCN106	NUT grade 1	4
53	223HAU	CLIP for exhaust pipe )	2
54	UCB106/36S	BOLT ) Flexible exhaust pipe	2
55	1220	WASHER Shakeproof ) 2VRX to exhaust	2
56	UCN106	NUT grade 1 ) pipe 101VRX	2
10	106VRX	BRACKET support exhaust pipe sub assembly	1
11	309REU	JOINT	1
12	UCS106/10S	SCREW	2
13	UCS106/12S	SCREW	2
14	1220	WASHER Shakeproof	4
15	UCN106	NUT grade 1	4
16		WASHER 3/8" plain to BS3410 table 3	2

Illus. ref.	Part	Description	Quantity per unit
17	209VRX	U-BOLT )	1
18	208VRX	ANGLE for silencer support nearside )	1
19	206VRX	BRACKET silencer hanger )	1
20	NP/N129/11/0	LOCKNUT ) Exhaust pipe	2
21	UCS106/6S	SCREW ) 104VRX to silencer	2
22	1220	WASHER Shakeproof ) and support to	4
23	UCN106	NUT grade 1 ) crossmember	4
24	223HAU	CLIP for exhaust pipe )	2
25	206HGU	DISTANCE PIECE )	2
26	UCB106/40S	BOLT )	2
57	2VRX	PIPE flexible exhaust	1
27	100VRX	TAIL-PIPE exhaust	1
28	213VRX	BRACKET support for exhaust tail pipe	1
29	214VRX	DISTANCE PIECE	2
30	UCB105/24S	BOLT	2
31	209VRX	U-BOLT )	1
32	207VRX	ANGLE for silencer support offside )	1
33	206VRX	BRACKET silencer hanger )	1
34	NP/N129/11/0	LOCKNUT )	2
35	UCS106/6S	SCREW ) Exhaust tail-pipe	2
36	1220	WASHER Shakeproof ) 100 VRX to	4
37	UCN106	NUT grade 1 ) silencer and support	4
38	223HAU	CLIP for exhaust pipe ) to crossmember	2
39	206HGU	DISTANCE PIECE )	2
40	UCB106/40S	BOLT )	2
41	335VRU	CLIP for exhaust pipe	1
42	UCS106/10S	SCREW	1
43	1220	WASHER Shakeproof	1
44	UCN106	NUT grade 1	1
45	1218	WASHER Shakeproof	2

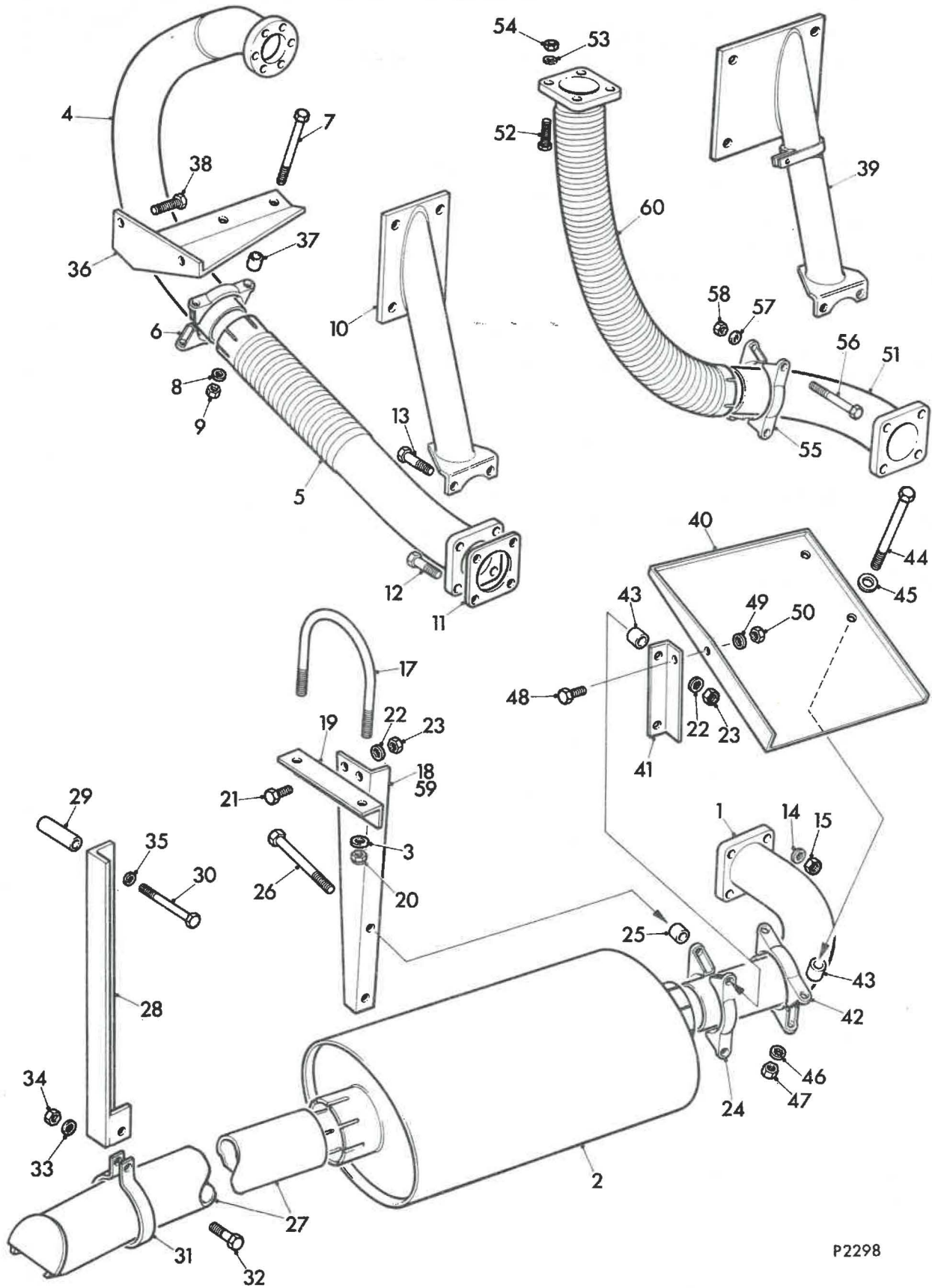


Illus. ref.	Part	Description	Quantity per unit
Sub Group G.9			
EXHAUST SYSTEM UNIT			
LEYLAND ENGINE			
1	104VRX	PIPE exhaust flexible pipe to silencer second pipe	1
2	421VRU	SILENCER exhaust	1
3		WASHER 3/8" plain to BS 3410 table 3	2
4	3VRX	PIPE exhaust turbocharger to flexible pipe	1
5	4VRX/1	PIPE flexible exhaust	1
6	223HAU	CLIP for exhaust pipe )	2
7	UCB106/42S	BOLT ) Flexible exhaust pipe	2
8	1220	WASHER Shakeproof ) 4VRX to exhaust pipe	2
9	UCN106	NUT grade 1 ) 3VRX	2
10	106VRX	BRACKET support exhaust pipe sub assembly	1
11	309REU	JOINT	1
12	UCS106/10S	SCREW	2
13	UCS106/12S	SCREW	2
14	1220	WASHER Shakeproof	4
15	UCN106	NUT grade 1	4
17	209VRX	U-BOLT )	1
18	208VRX	ANGLE for silencer support nearside )	1
19	206VRX	BRACKET silencer hanger )	1
20	NP/N129/11/0	LOCKNUT )	2
21	UCS106/6S	SCREW )Exhaust pipe	2
22	1220	WASHER Shakeproof )104VRX to silencer	4
23	UCN106	NUT grade 1 )and support to	4
24	223HAU	CLIP for exhaust pipe )crossmember	2
25	206HGU	DISTANCE PIECE )	2
26	UCB106/44S	BOLT )	2
27	100VRX	TAILPIPE exhaust	1
28	213VRX	BRACKET support for exhaust tailpipe	1
29	214VRX	DISTANCE PIECE	2
30	UCB105/24S	BOLT	2



Illus. ref.	Part	Description	Quantity per unit
31	335VRU	CLIP for exhaust pipe	1
32	UCS106/10S	SCREW	1
33	1220	WASHER Shakeproof	1
34	UCN106	NUT grade 1	1
35	1218	WASHER Shakeproof	2
36	109VRX	BRACKET support for exhaust pipe	1
37	206HGU	DISTANCE PIECE	2
38		BOLT M10 x 40 mm support bracket 109VRX to crankcase	2
39	110VRX	BRACKET exhaust pipe support - air dryer	1
40	231VRF	OIL DEFLECTOR	1
41	232VRF	ANGLE deflector support	1
42	223HAU	CLIP for exhaust pipe	2
43	206HGU	DISTANCE PIECE	4
44	UCB106/44S	BOLT	2
45		WASHER plain	2
46	1220	WASHER Shakeproof	2
47	UCN106	NUT grade 1	2
48	UCS104/6S	SCREW	1
49	1214	WASHER Shakeproof	1
50	UCN104	NUT grade 1	1
<b>GARDNER ENGINE</b>			
51	101VRX	PIPE exhaust flexible pipe to silencer first pipe	1
1	104VRX	PIPE exhaust flexible pipe to silencer second pipe	1
2	138VRU	SILENCER exhaust	1
52	UCB106/12S	BOLT	4
53	1220	WASHER Shakeproof	4
54	UCN106	NUT grade 1	4
55	223HAU	CLIP for exhaust pipe	2
56	UCB106/36S	BOLT	2
57	1220	WASHER Shakeproof	2
58	UCN106	NUT grade 1	2
10	106VRX	BRACKET support exhaust pipe sub assembly	1
11	309REU	JOINT	1
12	UCS106/10S	SCREW	2
13	UCS106/12S	SCREW	2
14	1220	WASHER Shakeproof	4
15	UCN106	NUT grade 1	4

Illus. ref.	Part	Description	Quantity per unit
17	209VRX	U-BOLT )	1
59	208VRX	ANGLE for silencer support nearside )	1
19	206VRX	BRACKET silencer hanger )	1
20	NP/N129/11/0	LOCKNUT ) Exhaust pipe	2
21	UCS106/6S	SCREW ) 104VRX to silencer	2
22	1220	WASHER Shakeproof ) and support to	4
23	UCN106	NUT grade 1 ) crossmember	4
24	223HAU	CLIP for exhaust pipe )	2
25	206HGU	DISTANCE PIECE )	2
26	UCB106/44S	BOLT )	2
60	2VRX/1	PIPE flexible exhaust	1
27	100VRX	TAIL-PIPE exhaust	1
28	213VRX	BRACKET support for exhaust tail pipe	1
29	214VRX	DISTANCE PIECE	2
30	UCB105/24S	BOLT	2
31	335VRU	CLIP for exhaust pipe	1
32	UCS106/10S	SCREW	1
33	1220	WASHER Shakeproof	1
34	UCN106	NUT grade 1	1
35	1218	WASHER Shakeproof	2



Illus. ref.	Part	Description	Quantity per unit
Sub Group G.10			
AIR AUXILIARIES UNIT			
PIPES AND FITTINGS GROUP			
1	358REQ/1	HOSE compressor delivery	1
2	111VRH	PIPE air - 'Z' member to line union.	1
3	429VRH	PIPE air - line union - to rear of rear spring	1
4	9VRH	PIPE air - rear of rear spring to condensing unit	1
5	313VRH	PIPE air - midframe (main feed) VRT/SL/3	1
5	314VRH	PIPE air - midframe (main feed) - VRT/LL/3 & VRT/LH/3	1
6	391VRH	PIPE air - rear of rear spring to front of rear spring - VRT/LL/3 & VRT/LH/3	1
6	115VRH	PIPE air - rear of rear spring to front of rear spring - VRT/SL/3 only	1
7	6VRH	PIPE air at front spring (main feed)	1
8	392VRH	PIPE air forward of front spring to T-piece	1
9	422VRH	PIPE air T-piece to pressure regulating valve	1
10	394VRH	PIPE air pressure regulating valve to T-piece	1
11	210VRH	PIPE air reservoir front compartment to T-piece	1
12	395VRH	PIPE air T-piece to T-piece	1
13	396VRH	PIPE air T-piece to air line coupling	1
14	318VRH	PIPE air reservoir front compartment to T-piece	1
15	212VRH	PIPE air reservoir rear compartment to line union	1
16	316VRH	PIPE air line union to T-piece	1
17	240VRH	PIPE air T-piece to brake valve	2
18	208VRH	PIPE air T-piece to rear compartment	1
19	393VRH	PIPE air T-piece to T-piece	1
20	397VRH	PIPE air T-piece to throttle EP valve	1
21	398VRH	PIPE air throttle EP valve to throttle control valve	1
22	301VRH	PIPE air T-piece to regulator valve	1
23	4VRH	PIPE air regulator valve to reservoir	1
24	10VRH	PIPE air condensing unit to line union	1
25	112VRH	PIPE air line union to unloader valve	1
26	214VRH	PIPE air brake valve to line union (front brakes)	1
27	319VRH	PIPE air line union to T-piece (front brakes)	1
28	344VRH	PIPE air T-piece to offside chamber hose connection	1
29	345VRH	PIPE air T-piece to nearside chamber hose connection	1
30	218VRH	PIPE air brake valve to stop light switch take off	1
31	265VRH	PIPE air stop light switch take off to T-piece (rear brake)	1
32	219VRH	PIPE air T-piece to line union (rear brake)	1
33	317VRH	PIPE air drivers structure to nearside of frame (rear brake)	1
34	320VRH	PIPE air front wheelarch (rear brake)	1

Illus. ref.	Part	Description	Quantity per unit
35	222VRH	PIPE air midframe section (rear brake)	1
36	223VRH	PIPE air T-piece to rear brake chamber - offside	) VRT/LL/3 and ) VRT/LH/3 ) only
37	224VRH	PIPE air T-piece to rear brake nearside	
36	275VRH	PIPE air T-piece to rear brake chamber - offside	) VRT/SL/3 1
37	276VRH	PIPE air T-piece to rear brake chamber - nearside	) only 1
38	108VRH	PIPE air double check valve to T-piece	1
39	346VRH	PIPE air reservoir to T-piece	1
40	5VRH	PIPE air T-piece to handbrake valve	1
41	381VRH	PIPE air handbrake valve to double check valve	1
42	109VRH	PIPE air handbrake valve exhaust	1
43	110VRH	PIPE air double check valve to line union	1
44	351VRH	PIPE air line union to line union	1
45	8VRH	PIPE air line union to line union (over wheelarch)	1
46	236VRH	PIPE air line union to quick release valve	) VRT/LL/3 ) and ) VRT/LH/3 ) only
47	238VRH	PIPE air quick release valve to nearside spring brake	
48	239VRH	PIPE air quick release valve to offside spring brake	1
46	277VRH	PIPE air line union to quick release valve	) 1
47	278VRH	PIPE air quick release valve to nearside spring brake	) VRT/SL/3 ) only 1
48	279VRH	PIPE air quick release valve to offside spring brake	) 1

Illus. ref.	Part	Description	Quantity per unit
49	353VRH	PIPE air T-piece to line union )	1
50	7VRH	PIPE air front wheelarch section )	1
51	356VRH	PIPE air line union to line union - midframe )	1
52	364VRH	PIPE air line union to line union VRT/LL/3 and VRT/LH/3 only )	1
52	365VRH	PIPE air line union to line union VRT/SL/3 only )	1
		Gear change	
53	399VRH	PIPE air line union to line union rear wheelarch )	1
54	400VRH	PIPE air line union to line union )	1
55	401VRH	PIPE air line union to T-piece )	1
56	402VRH	PIPE air T-piece to Z-member )	1
57	428VRH	PIPE air line union to line union - front wheelarch )	1
58	405VRH	PIPE air line union to line union front of front spring )	1
59	406VRH	PIPE air line union to line union front wheelarch )	1
60	407VRH	PIPE air line union to line union midframe VRT/SL/3 only )	1
		Accelerator	
60	408VRH	PIPE air line union to line union midframe VRT/LL/3 and VRT/LH/3 only )	1
61	409VRH	PIPE air line union to line union rear wheelarch )	1
62	410VRH	PIPE air line union to Z-member )	1
✓63	426VRH	CONNECTION flexible for throttle cylinder	1
64	380VRU	CONNECTION flexible	1
65		TUBE nylon Grade TR (black) light 3/8" o/d. x 6" for accelerator control cylinder	1
66		TUBE nylon Grade TR (black) light 3/16" o/d. x 2' for pressure gauges	2
66		TUBE nylon Grade TR (black) light 3/16" o/d. x 2' for low air switch	1
67	WS101/40	OLIVE Simplifix ) For ends of compressor	2
68	WS125/40	NUT Simplifix ) delivery hose	2
69	243VRH	PIPE air reservoir to remote drain tap	1
70		T-PIECE 1/2" x 1/2" x 1/4" dryseal for stoplight switch	1

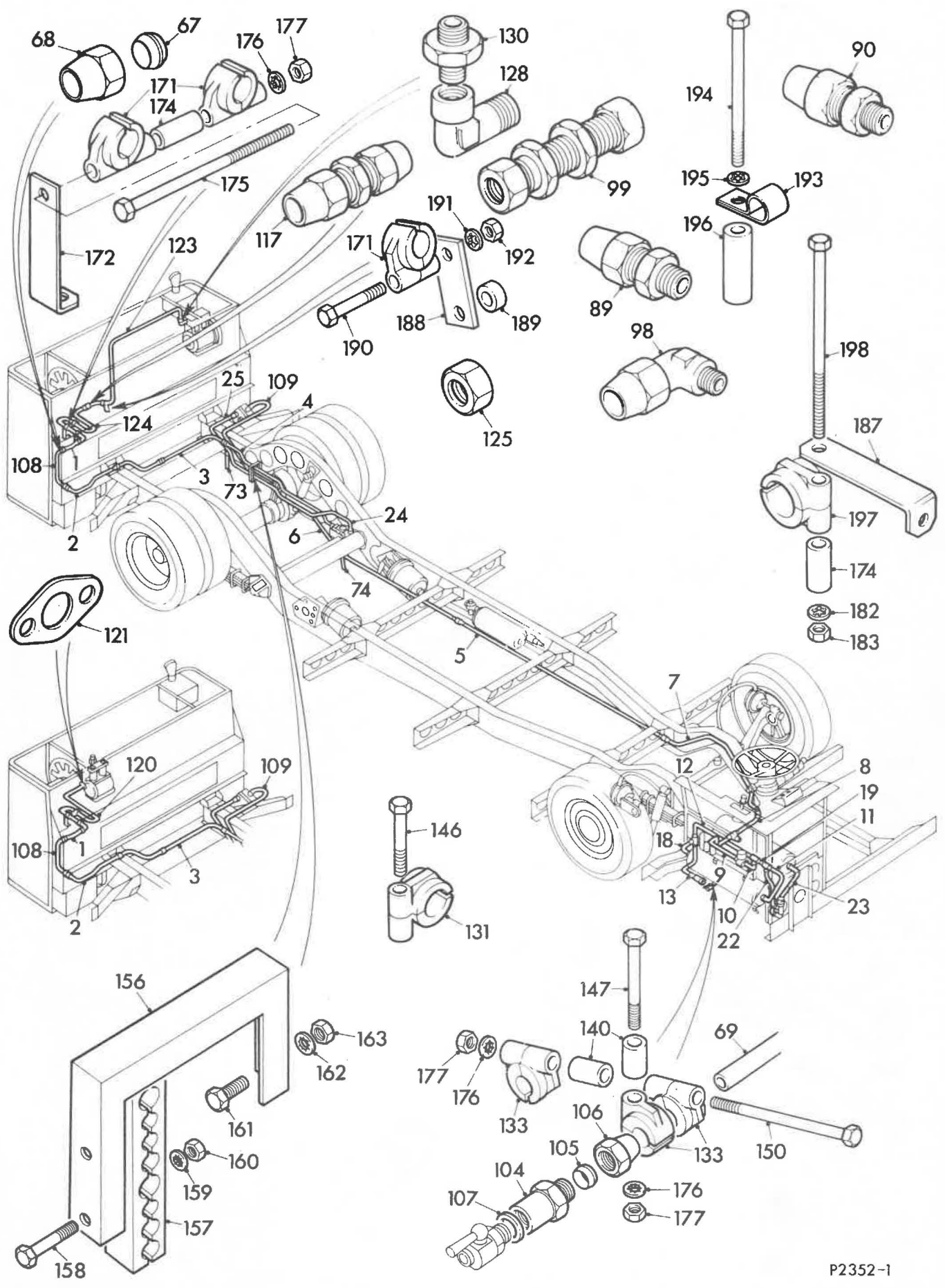
Illus. ref.	Part	Description	Quantity per unit
71		TUBING nylon Polypenco 3/8" o/d x 1' 10" throttle control valve exhaust	1
72		TUBING nylon Polypenco 3/8" o/d x 2' throttle EP valve exhausts	2
73		TUBING nylon Anson 'Panatec' spec NFS 252-00 5/8" GL natural x 2' 2" for unloader drain	1
74		TUBING nylon Anson 'Panatec' spec NFS 252-00 5/8" GL natural x 1' 9" for condenser drain	1
75	WS40/32/32	UNION line 1/2" - 1/2" pipes )	9
76	WS45/32/327	ELBOW stud 1/2" pipe x 1/2" dryseal )	4
77	WS45/32/247	ELBOW stud 1/2" pipe x 3/8" dryseal )	2
78	WS45/24/247	ELBOW stud 3/8" pipe x 3/8" dryseal )	2
79	WS45/24/167	ELBOW stud 3/8" pipe x 1/4" dryseal )	7
80	WS50/32/32/24	T-PIECE 1/2" x 1/2" x 3/8" ) Westinghouse	3
81	WS50/32/32/12	T-PIECE 1/2" x 1/2" x 3/16" )	2
82	WS50/24/24/32	T-PIECE 3/8" x 3/8" x 1/2" )	2
83	WS50/24/24/24	T-PIECE 3/8" x 3/8" x 3/8" )	1
84	WS50/24/24/12	T-PIECE 3/8" x 3/8" x 3/16" )	1
85	WS50/32/32/32	T-PIECE 1/2" x 1/2" x 1/2" )	1
86	6172WU	ADAPTER bulkhead	1
87		LOCKNUT 3/8" BSP	1
88	87WU	NUT union	1
89	WS43/40/327	COUPLING stud 5/8" x 1/2" dryseal )	1
90	WS43/40/247	COUPLING stud 5/8" x 3/8" dryseal )	1
91	WS43/32/327	COUPLING stud 1/2" x 1/2" dryseal )	3
92	WS43/32/247	COUPLING stud 1/2" x 3/8" dryseal )	2
93	WS43/24/327	COUPLING stud 3/8" x 1/2" dryseal )	2
94	WS43/24/247	COUPLING stud 3/8" x 3/8" dryseal ) Westinghouse	6
95	WS43/24/167	COUPLING stud 3/8" x 1/4" dryseal )	3
96	WS43/24/163	COUPLING stud 3/8" x 1/4" BSPT )	1
97	WS43/24/087	COUPLING stud 3/8" x 1/8" dryseal )	1
89	WS43/40/327	COUPLING stud 5/8" x 1/2" dryseal )	1
98	WS45/40/247	ELBOW stud 5/8" x 3/8" dryseal )	1
99	D400/40/40	FITTING bulkhead 5/8" pipe )	1
100	D400/24/24	FITTING bulkhead 3/8" pipe )	1
101	D41/32/162	COUPLING stud female 1/2" pipe x 1/4" BSP Simplifix	1
102	4008	NUT Wade )	2
103	1028S	RING coupling Wade ) For throttle EP unit	2

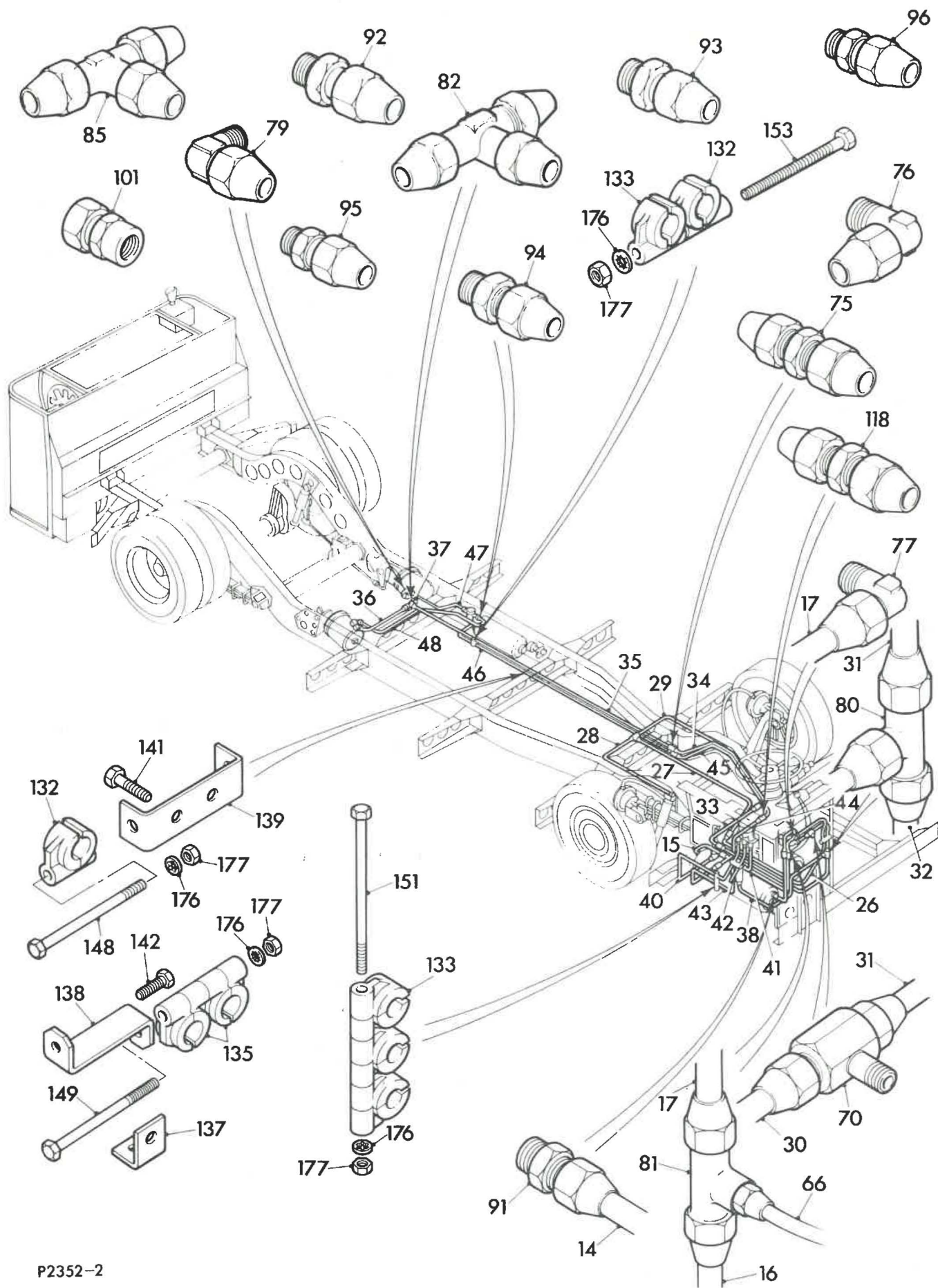
Illus. ref.	Part	Description	Quantity per unit
104	244VRH	ADAPTER for remote draintap (small reservoir)	1
105	WS101/24	OLIVE Simplifix )	1
106	WS125/24	NUT Simplifix ) For adapter 244VRH	1
107		WASHER Dowty Selon No. 5	1
108	435VRH	PIPE air flexible connection to Z-member	1
109	436VRH	PIPE air unloader valve to line union	1
110	430VRH	PIPE air throttle control valve to line union ) Accelerator	1
111	113VRH	PIPE air line union to line union )	1
<b>LEYLAND ENGINE ONLY</b>			
112	412VRH	PIPE air throttle dip valve to flexible connection	1
113	424VRH	PIPE air throttle cylinder vent	1
114	411VRH	PIPE air flexible connection to dip valve	1
115	425VRH	UNION for throttle cylinder	1
116	38-0012-03	CONNECTION elbow Enots throttle cylinder inlet	1
117	WS40/40/40	UNION line 5/8" - 5/8" pipes )	3
118	WS40/24/24	UNION line 3/8" - 3/8" pipes ) Westinghouse	17
119	D45/12/081	ELBOW stud 3/16" pipe x 1/8" BSP throttle cylinder vent, Simplifix	1
120	117VRH	PIPE air compressor to flexible connection	1
121	802626	GASKET	1
122	WS45/12/163	ELBOW stud 3/16" pipe x 1/4"	1
<b>GARDNER ENGINE ONLY</b>			
123	118VRH	PIPE air compressor to line union	1
124	116VRH	PIPE air line union to flexible connection	1
125	315WQ	NUT union	1
113	424VRH	PIPE air throttle cylinder vent	2
126	433VRH	UNION 1/8" BSP x 3/8" BSP for throttle cylinder	1
127	RP16/1	WASHER fibre for elbow on throttle cylinder inlet	1

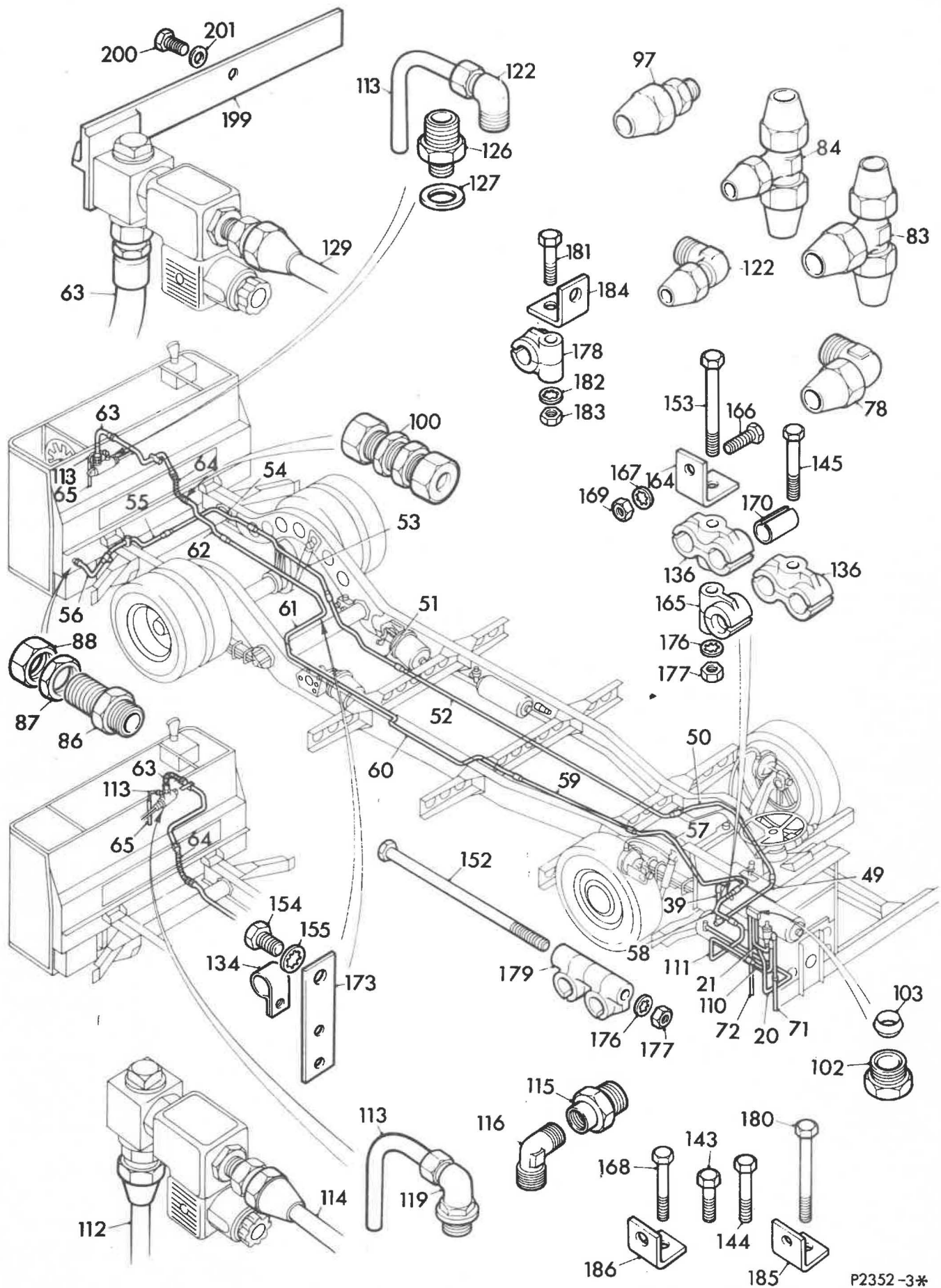
Illus. ref.	Part	Description	Quantity per unit
117	WS40/40/40	UNION line 5/8" - 5/8" pipes )	4
118	WS40/24/24	UNION line 3/8" - 3/8" pipes ) Westinghouse	16
122	WS45/12/163	ELBOW stud 3/16" pipe x 1/4" BSP )	2
128	No520-4N	ELBOW 90° SAE Street Compression Joints Ltd	1
129	114VRH	PIPE air accelerator - flexible connection to dip valve	1
130	294729	UNION 1/2" dryseal - 5/8" B.S.P.	1
<b>PIPE CLIPPING GROUP</b>			
131	188WQ/5	CLIP pillar 5/8" o/d pipe	28
132	21PL/5	CLIP pillar 1/2" o/d pipe	80
133	50VU/5	CLIP pillar 3/8" o/d pipe	124
134	423VRH	CLIP pillar 3/8" o/d pipe	6
135	217LDN	CLIP pillar 1/2" o/d pipe	4
136	508LDQ	CLIP for air pipes	2
137	363MWV	BRACKET clip support	1
138	243VRU	BRACKET clip support	1
139	233VRV	BRACKET for support clips	5
140	287WJC	DISTANCE PIECE	1
141	UCS104/6S	SCREW	10
142	UCS104/7S	SCREW	1
143	UCB104/10S	BOLT	1
144	UCB104/14S	BOLT	10
145	UCB104/16S	BOLT	5
146	UCB104/18S	BOLT	2
147	UCB104/22S	BOLT	12
148	UCB104/26S	BOLT	11
149	UCB104/28S	BOLT	1
150	UCB104/32S	BOLT	4
151	UCB104/36S	BOLT	1
152	UCB104/44S	BOLT	1
153	UCB104/24S	BOLT	18
151	UCB104/36S	BOLT	2
154	UCS106/6S	SCREW clip support plate 299VRU to tubular member	3
155	1220	WASHER 3/8" shakeproof	3
156	343VRH	BRACKET support for pipe clamping blocks	1
157	417VRH	BLOCK clamping for pipes	4
158	UCB104/14S	BOLT	4
159	1214	WASHER 1/4" shakeproof	4
160	UCN104	NUT Grade 1	4
161	UCS105/7S	SCREW	2

Illus. ref.	Part	Description	Quantity per unit
162	1218	WASHER 5/16" Shakeproof	2
163	UCN105	NUT Grade 1	2
164	258VRQ	BRACKET for support clips	2
136	508LDQ	CLIP pipe	6
165	512LDQ	CLIP pipe	2
166	UCS104/8S	SCREW	2
167	1214	WASHER 1/4" Shakeproof	4
168	UCB104/16S	BOLT	2
169	UCN104	NUT full hexagonal Grade 1	4
170	259VRQ	TUBE rubber packing	2
LEYLAND ENGINE ONLY			
171	505REQ	CLIP pillar 5/8" o/d pipe - aluminium - engine compartment	22
172	440VRH	BRACKET clip compressor delivery pipe	1
173	299VRU	PLATE clip support	4
174	514LSV	DISTANCE PIECE	4
175	UCB104/40S	BOLT	3
176	1214	WASHER 1/4" Shakeproof	82
177	UCN104	NUT Grade 1	82
172	440VRH	BRACKET clip support for compressor delivery pipe over gearbox	2
178	402VRU	CLIP pillar 3/8" dia pipe ) Aluminium engine	12
179	308WU	CLIP ) compartment	8
180	UCB104/24S	BOLT	3
181	UCB104/14S	BOLT	3
182	1214	WASHER 1/4" Shakeproof	6
183	UCN104	NUT Grade 1	6
184	363MWV	BRACKET clip support	1
185	222MWL	BRACKET clip support	2
186	221MWL	BRACKET clip support	1
GARDNER ENGINE ONLY			
171	505REQ	CLIP pillar 5/8" o/d pipe aluminium engine compartment	18
173	299VRU	PLATE clip support	3
187	515LSV	BRACKET clip support	1
174	514LSV	DISTANCE PIECE	3
175	UCB104/40S	BOLT	2
176	1214	WASHER 1/4" Shakeproof	81

Illus. ref.	Part	Description	Quantity per unit
177	UCN104	NUT Grade 1	81
172	440VRH	BRACKET clip support for compressor delivery pipe over gearbox	1
188	301VRU	PLATE clip support )	1
171	505REQ	CLIP pillar 5/8" o/d pipe aluminium ) Compressor	2
189	231LDU	DISTANCE PIECE ) delivery	1
190	UCB104/16S	BOLT ) pipe to	1
191	1214	WASHER 1/4" shakeproof ) bell-housing	1
192	UCN104	NUT Grade 1 )	1
193	242LDL	CLIP pipe 5/8" o/d pipes )	2
194		BOLT 1/4" BSW x 4" long ) Compressor delivery	2
195	1214	WASHER 1/4" Shakeproof ) pipe to cylinder	2
196	400LDK	DISTANCE PIECE ) head	2
178	402VRU	CLIP pillar 3/8" dia pipe ) Aluminium - engine	10
179	308WU	CLIP pillar 5/16" dia pipe ) compartment	2
197	583WQ	CLIP pillar 1" dia pipe	4
198	UCB104/48S	BOLT	2
180	UCB104/24S	BOLT	1
182	1214	WASHER 1/4" Shakeproof	3
183	UCN104	NUT Grade 1	3
199	432VRH	ANGLE support for fuel pipes and dip valve	1
200		SCREW 1/4" BSW x 3/4" long	2
201		WASHER plain 1/4" dia to BS 3410	
		TABLE 3 heavy gauge (fit between bracket 432 VRH and engine cover plate)	2







Illus. ref.	Part	Description	Quantity per unit
Sub Group G.10			
AIR AUXILIARIES UNIT			
PIPES AND FITTINGS GROUP			
1	358REQ/1	HOSE compressor delivery	1
2	111VRH	PIPE air - 'Z' member to line union	1
5	313VRH	PIPE air - midframe (main feed) VRT/SL/3	1
5	314VRH	PIPE air - midframe (main feed) - VRT/LL/3 & VRT/LH/3	1
6	391VRH	PIPE air - rear of rear spring to front of rear spring - VRT/LL/3 & VRT/LH/3	1
6	115VRH	PIPE air - rear of rear spring to front of rear spring - VRT/SL/3 only	1
7	6VRH	PIPE air at front spring (main feed)	1
8	392VRH	PIPE air forward of front spring to T-piece	1
9	422VRH	PIPE air T-piece to pressure regulating valve APSA4103/2X Clayton	1
9a	129VRQ	PIPE air T-piece to pressure regulating valve KX1248/2X Westinghouse (alternative valve)	1
10	394VRH	PIPE air pressure regulating valve to T-piece	1
11	210VRH	PIPE air reservoir front compartment to T-piece	1
12	395VRH	PIPE air T-piece to T-piece	1
13	396VRH	PIPE air T-piece to air line coupling	1
14	318VRH	PIPE air reservoir front compartment to T-piece	1
15	212VRH	PIPE air reservoir rear compartment to line union	1
16	316VRH	PIPE air line union to T-piece	1
17	240VRH	PIPE air T-piece to brake valve	2
18	208VRH	PIPE air T-piece to rear compartment	1
19	393VRH	PIPE air T-piece to T-piece	1
20	397VRH/1	PIPE air T-piece to throttle EP valve	1
21	398VRH	PIPE air throttle EP valve to throttle control valve	1
22	301VRH	PIPE air T-piece to regulator valve	1
23	4VRH	PIPE air regulator valve to reservoir	1
26	214VRH	PIPE air brake valve to line union (front brakes)	1
27	319VRH	PIPE air line union to T-piece (front brakes)	1
28	344VRH	PIPE air T-piece to offside chamber hose connection	1
29	345VRH	PIPE air T-piece to nearside chamber hose connection	1
30	218VRH	PIPE air brake valve to stop light switch take off	1
31	265VRH	PIPE air stop light switch take off to T-piece (rear brake)	1
32	219VRH	PIPE air T-piece to line union (rear brake)	1
33	317VRH	PIPE air drivers structure to nearside of frame (rear brake)	1
34	320VRH	PIPE air front wheelarch (rear brake)	1



Illus. ref.	Part	Description	Quantity per unit
35	222VRH	PIPE air midframe section (rear brake)	1
36	223VRH	PIPE air T-piece to rear brake chamber - offside	) VRT/LL/3 and ) VRT/LH/3
37	224VRH	PIPE air T-piece to rear brake nearside	
			) only
36	275VRH	PIPE air T-piece to rearbrake chamber - offside	) VRT/SL/3
37	276VRH	PIPE air T-piece to rear brake chamber - nearside	) only
			)
38	108VRH	PIPE air double check valve to T-piece	1
39	346VRH	PIPE air reservoir to T-piece	1
40	5VRH	PIPE air T-piece to handbrake valve	1
41	381VRH	PIPE air handbrake valve to double check valve	1
42	109VRH	PIPE air handbrake valve exhaust	1
43	110VRH	PIPE air double check valve to line union	1
44	351VRH	PIPE air line union to line union	1
45	8VRH	PIPE air line union to line union (over wheelarch)	1
46	236VRH	PIPE air line union to quick release valve	) VRT/LL/3
47	238VRH	PIPE air quick release valve to nearside spring brake	) and ) VRT/LH/3
48	239VRH	PIPE air quick release valve to offside spring brake	) only
			)
46	277VRH	PIPE air line union to quick release valve	)
			)
47	278VRH	PIPE air quick release valve to nearside spring brake	) VRT/SL/3
			) only
48	279VRH	PIPE air quick release valve to offside spring brake	)
			)

Illus. ref.	Part	Description	Quantity per unit
49	353VRH	PIPE air T-piece to line union )	1
50	7VRH	PIPE air front wheelarch section )	1
51	356VRH	PIPE air line union to line union - ) midframe )	1
52	364VRH	PIPE air line union to line union ) VRT/LL/3 and VRT/LH/3 only )	1
52	365VRH	PIPE air line union to line union ) VRT/SL/3 only )	1 Gear change
53	399VRH	PIPE air line union to line union ) rear wheelarch )	1
54	400VRH	PIPE air line union to line union )	1
55	401VRH	PIPE air line union to T-piece )	1
56	402VRH	PIPE air T-piece to Z-member )	1
57	428VRH	PIPE air line union to line union - ) front wheelarch )	1
58	405VRH	PIPE air line union to line union ) front of front spring )	1
59	406VRH	PIPE air line union to line union ) front wheelarch )	1
60	407VRH	PIPE air line union to line union ) midframe VRT/SL/3 only )	1 Accelerator
60	408VRH	PIPE air line union to line union ) midframe VRT/LL/3 and ) VRT/LH/3 only )	1
61	409VRH	PIPE air line union to line union ) rear wheelarch )	1
62	410VRH	PIPE air line union to Z-member )	1
63	426VRH	CONNECTION flexible for throttle cylinder	1
64	380VRU	CONNECTION flexible	1
65		TUBE nylon Grade TR (black) light 3/8" o/d. x 6" for accelerator control cylinder	1
66		TUBE nylon Grade TR (black) light 3/16" o/d. x 2' for pressure gauges	2
66		TUBE nylon Grade TR (black) light 3/16" o/d. x 2' for low air switch	1
67	WS101/40	OLIVE Simplifix ) For ends of compressor	2
68	WS125/40	NUT Simplifix ) delivery hose	2
69	243VRH	PIPE air reservoir to remote drain tap	1
70	APSA7320/3	T-PIECE 1/2" x 1/2" x 1/4" dryseal for stoplight switch	1



Illus. ref.	Part	Description	Quantity per unit
71		TUBING nylon Polypenco 3/8" o/d x 1'3.1/2" throttle control valve inlet	1
72		TUBING nylon Polypenco 3/8" o/d x 2' throttle EP valve exhausts	2
75	WS40/32/32	UNION line 1/2"- 1/2" pipes )	9
76	WS45/32/327	ELBOW stud 1/2" pipe x 1/2" dryseal )	4
77	WS45/32/247	ELBOW stud 1/2" pipe x 3/8" dryseal )	2
78	WS45/24/247	ELBOW stud 3/8" pipe x 3/8" dryseal )	2
79	WS45/24/167	ELBOW stud 3/8" pipe x 1/4" dryseal )	9
80	WS50/32/32/24	T-PIECE 1/2" x 1/2" x 3/8" ) Westinghouse	3
81	WS50/32/32/12	T-PIECE 1/2" x 1/2" x 3/16" )	2
82	WS50/24/24/32	T-PIECE 3/8" x 3/8" x 1/2" )	2
83	WS50/24/24/24	T-PIECE 3/8" x 3/8" x 3/8" )	1
84	WS50/24/24/12	T-PIECE 3/8" x 3/8" x 3/16" )	1
85	WS50/32/32/32	T-PIECE 1/2" x 1/2" x 1/2" )	2
86	6172WU	ADAPTER bulkhead	1
87		LOCKNUT 3/8" BSP	1
88	87WU	NUT union	1
89	WS43/40/327	COUPLING stud 5/8" x 1/2" dryseal )	1
90	WS43/40/247	COUPLING stud 5/8" x 3/8" dryseal )	1
91	WS43/32/327	COUPLING stud 1/2" x 1/2" dryseal )	5
92	WS43/32/247	COUPLING stud 1/2" x 3/8" dryseal )	2
93	WS43/24/327	COUPLING stud 3/8" x 1/2" dryseal )	2
94	WS43/24/247	COUPLING stud 3/8" x 3/8" dryseal )	6
95	WS43/24/167	COUPLING stud 3/8" x 1/4" dryseal ) Westinghouse	3
96	WS43/24/163	COUPLING stud 3/8" x 1/4" BSPT )	1
97	WS43/24/087	COUPLING stud 3/8" x 1/8" dryseal )	1
89	WS43/40/327	COUPLING stud 5/8" x 1/2" dryseal )	1
98	WS45/40/247	ELBOW stud 5/8" x 3/8" dryseal )	1
99	D400/40/40	FITTING bulkhead 5/8" pipe )	1
100	D400/24/24	FITTING bulkhead 3/8" pipe )	1
101	D41/32/162	COUPLING stud female 1/2" pipe x 1/4" BSP Simplifix	1
102	4008	NUT Wade )	2
103	1028S	RING coupling Wade ) For throttle EP unit	2

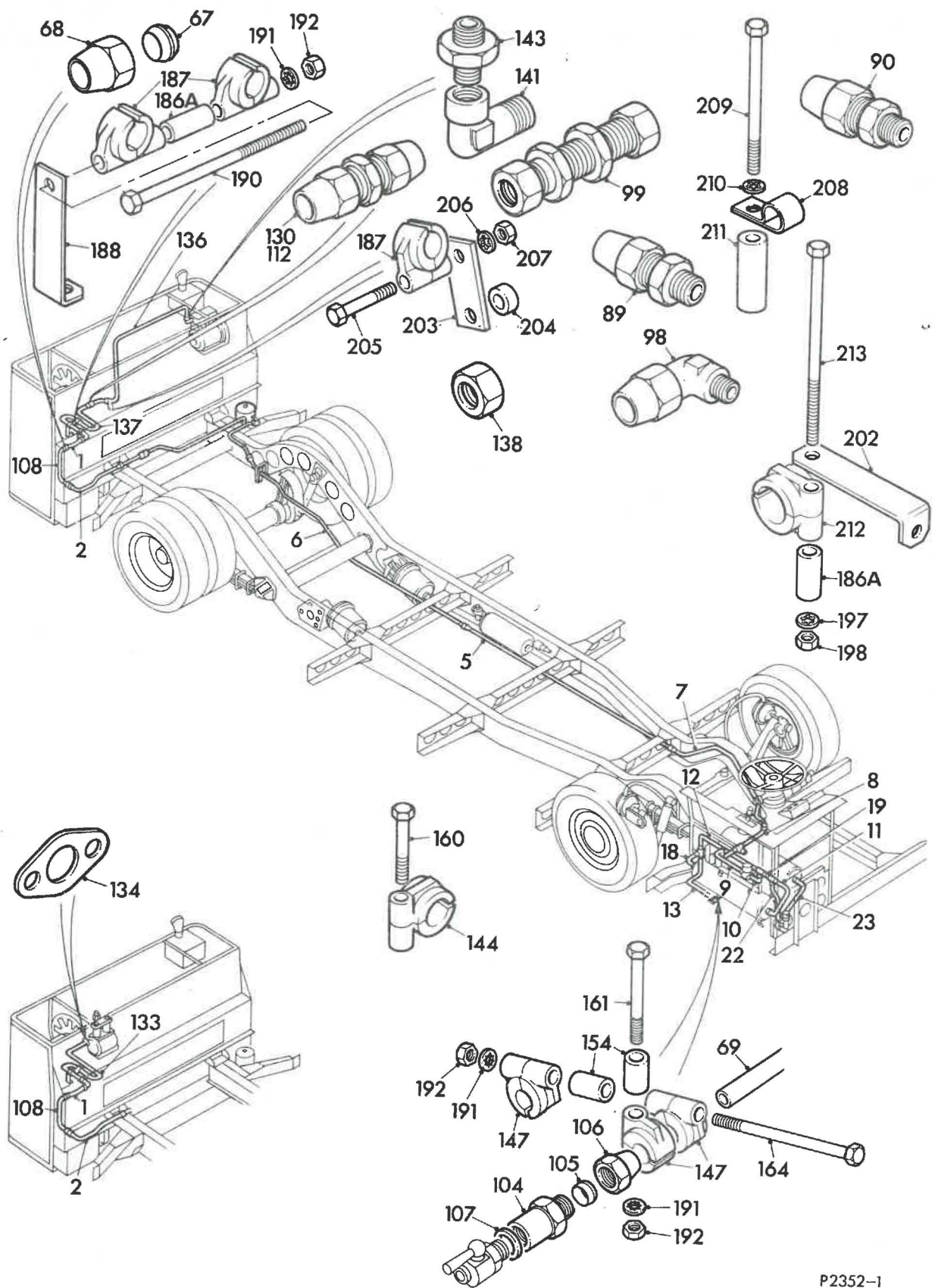
Illus. ref.	Part	Description	Quantity per unit
104	244VRH	ADAPTER for remote draintap (small reservoir)	1
105	WH101/24	OLIVE Simplifix )	1
106	WS125/24	NUT Simplifix ) For adapter 244VRH	1
107		WASHER Dowty Selon No. 5	1
108	435VRH	PIPE air flexible connection to Z-member	1
110	430VRH	PIPE air throttle control valve to line union)	1
111	113VRH	PIPE air line union to line union ) Accelerator	1
112 (	WS40/40/40	UNION LINE 5/8" x 5/8" Gardner engine	3
(	WS40/40/40	UNION LINE 5/8" x 5/8" Leyland engine	2
91	WS/43/32/327	COUPLING stud 1/2" x 1/2" dryseal	4
113	4073/11AP1	COUPLING stud Wade dryer inlet	1
114	1071/AP1	COUPLING stud Wade dryer outlet	1
115	N1063/AP1	COUPLING stud Wade dryer trigger	1
115a	1043	COUPLING stud Wade (less one coupling ring)	1
	N1023 B/A	FERRULE 'N' brass Wade	1
116	4063/1AP1	COUPLING stud Wade governor	2
117	1063/AP1	COUPLING stud Wade trigger	1
118	5051/3	T-PIECE Wade	1
119		TUBE nylon, light 1/4" x 12" trigger	1
119a	473VRH	PIPE air line union to air dryer	1
120	123VRH	PIPE air union to dryer	1
121	465VRH	PIPE air dryer to T-piece	1
122	124VRH	PIPE air T-piece to line union	1
123	466VRH	PIPE air T-piece to governor trigger.	1
124	467VRH	PIPE air governor valve exhaust	1
LEYLAND ENGINE ONLY			
125	412VRH	PIPE air throttle dip valve to flexible connection	1
126	424VRH	PIPE air throttle cylinder vent up to VRT SL3/1679	1
126a	CKE7187	BREATHER Turner MFTR throttle vent	1
127	411VRH	PIPE air flexible connection to dip valve	1
128	425VRH	UNION for throttle cylinder	1
129	D/45/12/081	CONNECTION elbow throttle cylinder inlet	1
130	WS40/40/40	UNION line 5/8" - 5/8" pipes	3
131	WS40/24/24	UNION line 3/8" - 3/8" pipes	17

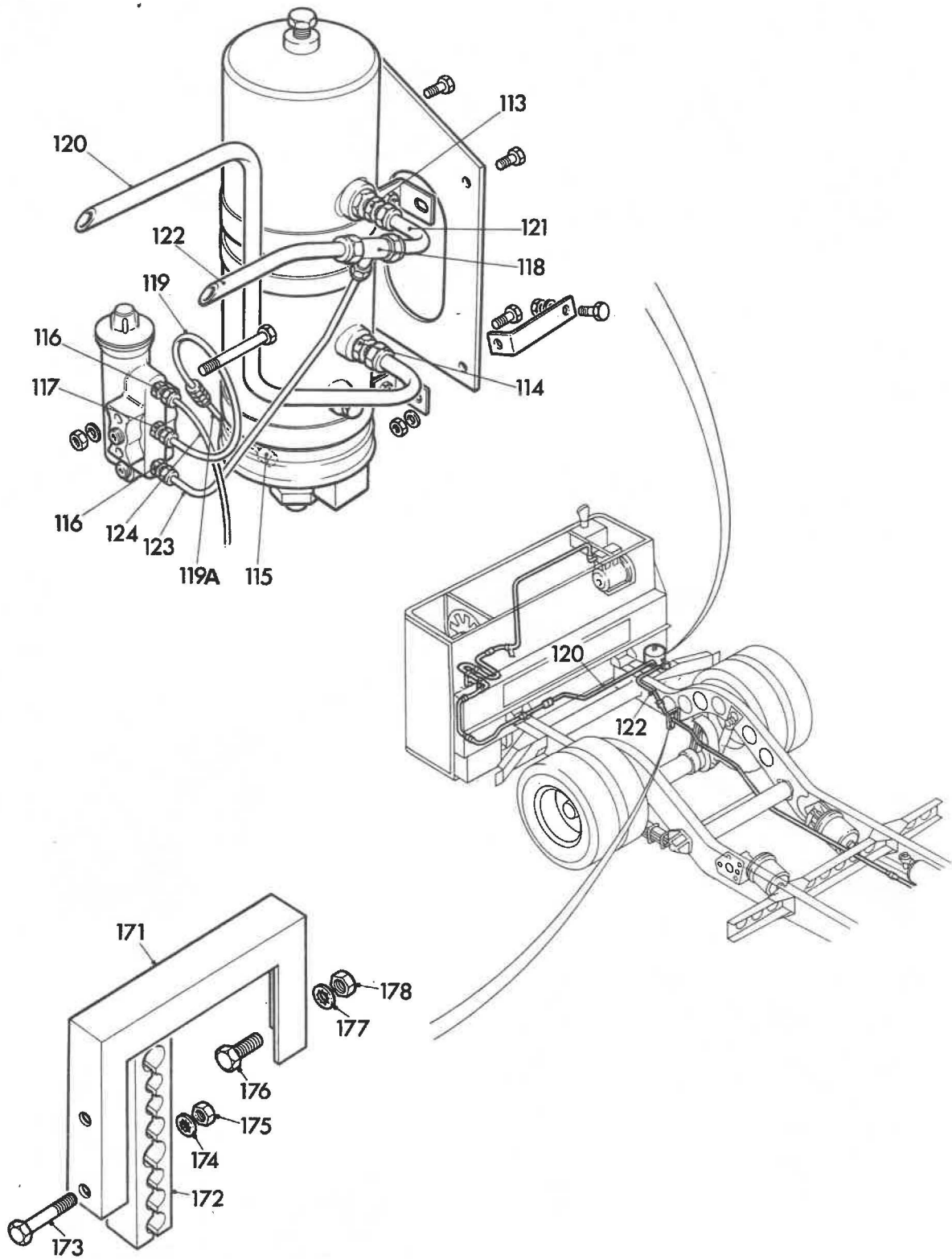
Illus. ref.	Part	Description	Quantity per unit
132	D45/12/081	ELBOW stud 3/16" pipe x 1/8" BSP throttle cylinder vent, Simplifix up to VRT/SL3/1679	1
133	117VRH	PIPE air compressor to flexible connection	1
134	802626	GASKET	1
135	WS45/12/163	ELBOW stud 3/16" pipe x 1/4" up to VRT/SL3/1679	1
<b>GARDNER ENGINE ONLY</b>			
136	118VRH	PIPE air compressor to line union	1
137	116VRH	PIPE air line union to flexible connection	1
138	315WQ	NUT union	1
126	424VRH	PIPE air throttle cylinder vent up to VRT/SL3/1679	2
139	433VRH	UNION 1/8" B.S.P. x 3/8" B.S.P for throttle cylinder	1
140	RP16/1	WASHER fibre for elbow on throttle cylinder inlet	1
126a	CKE7187	BREATHER Turner MFTR throttle vent and dip valve on and from VRT/SL3/1680	2
130	WS40/40/40	UNION line 5/8" - 5/8" pipes ) Westinghouse	4
131	WS40/24/24	UNION line 3/8" - 3/8" pipes ) up to VRT/	16
135	WS45/12/163	ELBOW stud 3/16" pipe x 1/4" BSP ) SL3/1679	2
141	S20/4N	ELBOW 90° SAE Street Compression Joints Ltd	1
142	114VRH	PIPE air accelerator - flexible connection to dip valve	1
143	294729	UNION 1/2" dryseal - 5/8" B.S.P.	1

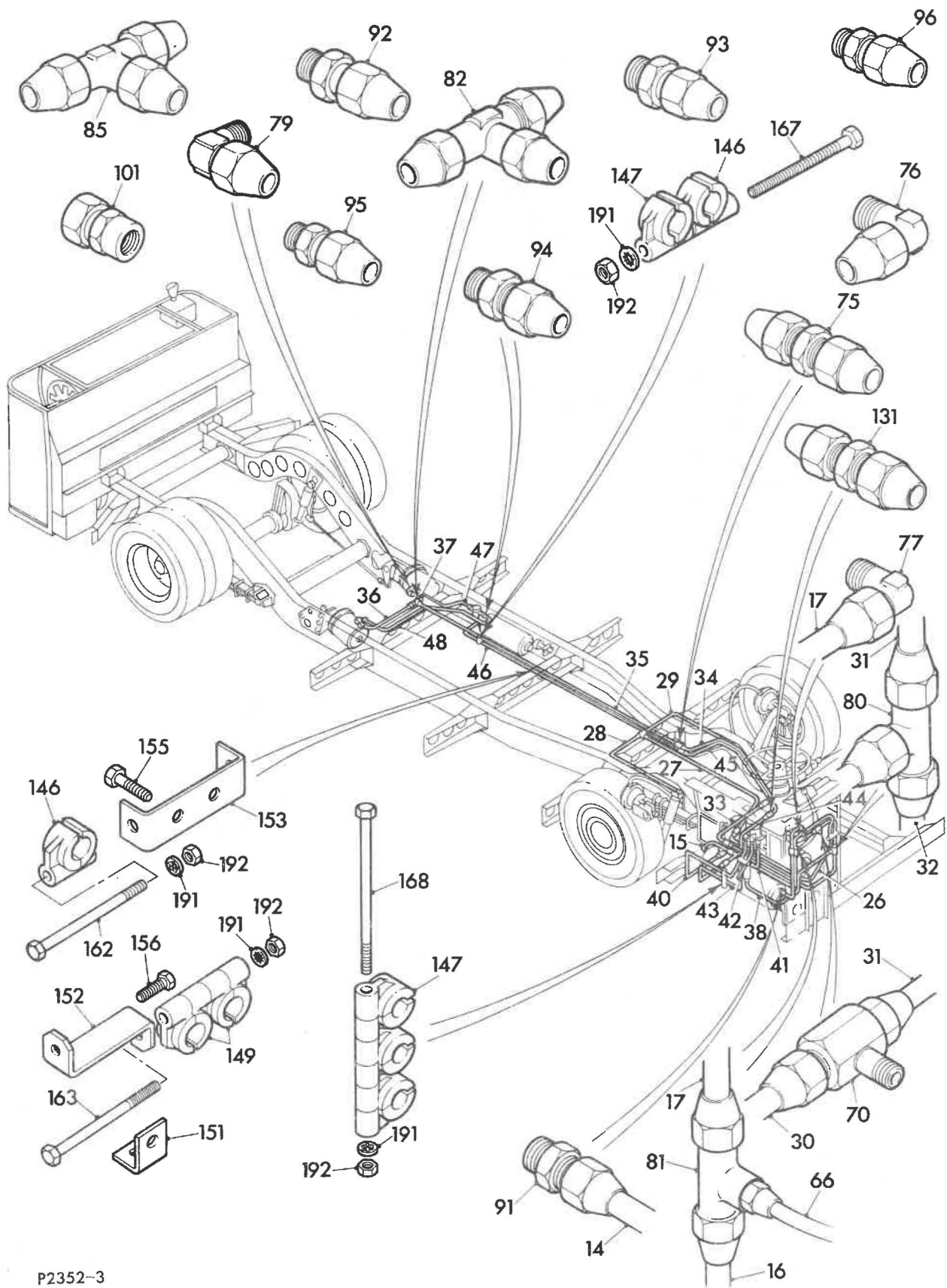
Illus. ref.	Part	Description	Quantity per unit
<b>PIPE CLIPPING GROUP</b>			
144	188WQ/5	CLIP pillar 5/8" o/d pipe	30
146	21PL/5	CLIP pillar 1/2" o/d pipe	80
147	50VU/5	CLIP pillar 3/8" o/d pipe	124
148	423VRH	CLIP pillar 3/8" o/d pipe	11
149	217LDN	CLIP pillar 1/2" o/d pipe	4
150	508LDQ	CLIP for air pipes	2
151	363MWV	BRACKET clip support	1
152	243VRU	BRACKET clip support	1
153	233VRV	BRACKET for support clips	5
154	287WJC	DISTANCE PIECE	1
155	UCS104/6S	SCREW	10
156	UCS104/7S	SCREW	1
157	UCB104/10S	BOLT	1
158	UCB104/14S	BOLT	10
159	UCB104/16S	BOLT	5
160	UCB104/18S	BOLT	2
161	UCB104/22S	BOLT	12
162	UCB104/26S	BOLT	11
163	UCB104/28S	BOLT	1
164	UCB104/32S	BOLT	5
165	UCB104/36S	BOLT	1
166	UCB104/44S	BOLT	1
167	UCB104/24S	BOLT	18
168	UCB104/36S	BOLT	2
169	UCS106/6S	SCREW clip support plate 299VRU to tubular member	3
170	1220	WASHER 3/8" shakeproof	3
171	343VRH	BRACKET support for pipe clamping blocks	1
172	417VRH	BLOCK clamping for pipes	4
173	UCB104/14S	BOLT	4
174	1214	WASHER 1/4" shakeproof	4
175	UCN104	NUT Grade 1	4
176	UCS105/7S	SCREW	2

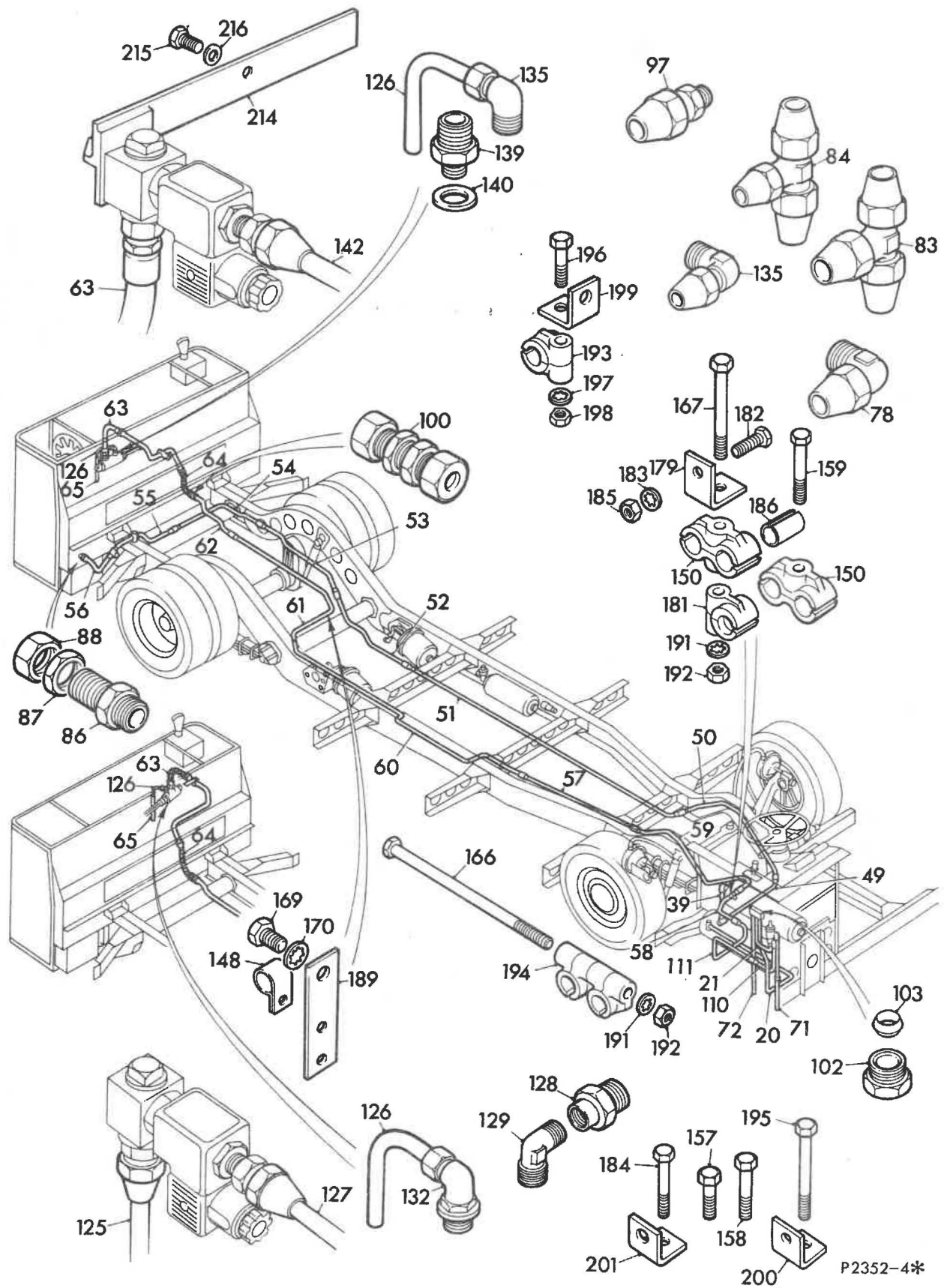
Illus. ref.	Part	Description	Quantity per unit
177	1218	WASHER 5/16" Shakeproof	2
178	UCN105	NUT Grade 1	2
178	258VRQ	BRACKET for support clips	2
150	508LDQ	CLIP pipe	6
181	512LDQ	CLIP pipe	2
182	UCS104/8S	SCREW	2
183	1214	WASHER 1/4" Shakeproof	4
184	UCB104/16S	BOLT	2
185	UCN104	NUT full hexagonal Grade 1	4
186	259VRQ	TUBE rubber packing	2
186a	514LSV	DISTANCE PIECE	4
<b>LEYLAND ENGINE ONLY</b>			
187	505REQ	CLIP pillar 5/8" o/d pipe - aluminium - engine compartment	22
188	440VRH	BRACKET clip compressor delivery pipe	1
189	299VRU	PLATE clip support	4
190	UCB104/40S	BOLT	3
191	1214	WASHER 1/4" Shakeproof	82
192	UCN104	NUT Grade 1	82
193	402VRU	CLIP pillar 3/8" dia pipe ) Aluminium engine	12
194	308WU	CLIP ) compartment	8
195	UCB104/24S	BOLT	3
196	UCB104/14S	BOLT	3
197	1214	WASHER 1/4" Shakeproof	6
198	UCN104	NUT Grade 1	6
199	363MWV	BRACKET clip support	1
200	222MWL	BRACKET clip support	2
201	221MWL	BRACKET clip support	1
<b>GARDNER ENGINE ONLY</b>			
187	505REQ	CLIP pillar 5/8" o/d pipe aluminium engine compartment	22
189	299VRU	PLATE clip support	3
202	515LSV	BRACKET clip support	1
190	UCB104/40S	BOLT	3
191	1214	WASHER 1/4" Shakeproof	82

Illus. ref.	Part	Description	Quantity per unit
192	UCN104	NUT Grade 1	82
188	440VRH	BRACKET clip support for compressor delivery pipe over gearbox	1
203	301VRU	PLATE clip support )	1
187	505REQ	CLIP pillar 5/8" o/d pipe aluminium ) Compressor	2
204	231LDU	DISTANCE PIECE ) delivery	1
205	UCB104/16S	BOLT ) pipe to	1
206	1214	WASHER 1/4" shakeproof ) bell-housing	1
207	UCN104	NUT Grade 1 )	1
208	242LDL	CLIP pipe 5/8" o/d pipes ) Compressor delivery	2
209		BOLT 1/4" BSW x 4" long ) pipe to cylinder	2
210	1214	WASHER 1/4" Shakeproof ) head	2
211	400LDK	DISTANCE PIECE )	2
193	402VRU	CLIP pillar 3/8" dia pipe ) Aluminium - engine	10
194	308WU	CLIP pillar 5/16" dia pipe ) compartment	2
212	583WQ	CLIP pillar 1" dia pipe	4
213	UCB104/48S	BOLT	2
195	UCB104/24S	BOLT	1
197	1214	WASHER 1/4" Shakeproof	3
198	UCN104	NUT Grade 1	3
214	432VRH	ANGLE support for fuel pipes and dip valve	1
215		SCREW 1/4" BSW x 3/4" long	2
216		WASHER plain 1/4" dia to BS 3410	
		TABLE 3 heavy gauge (fit between bracket 432 VRH and engine cover plate)	2
193	402VRU	CLIP pillar 3/8" )	6
	UCB104/34S	BOLT )Accelerator flexible pipe to	1
	UCN104	NUT grade 1 )fuel pipes A Z-member	1
	1214	WASHER )	1









Illust. ref.	Part	Description	Quantity per unit
Sub Group G.25			
CHASSIS LUBRICATION UNIT FA9 - FB9			
<u>Interlube Ref</u>			
	AF/1473/219	PUMP assembly Airdromic	1
	55592	UNIT air control	1
	CH214	MANIFOLD 4 way	1
	LE405	PLUG blanking - manifold	2
	1C4651	METER UNIT A.C.L No. 1 - in manifold	3
	104397	CAP	3
	102965	CONE	3
	174574	WASHER	3
	135180	TUBE nylon 5/32" o/d - from pump and manifold to lubrication points (lengths)	A/R
		SHEATHING PVC 3/8" ) Over nylon (Lengths)	A/R
		" " 1/2" ) tube to "	"
		" " 5/8" ) make up "	"
		" " 3/4" ) loom "	"
	LE305	NUT sleeve ) Nylon tube	28
	LE205	CONE 5/32" o/d pipe) connections	28
	37515/237/3	ELBOW 5/32" o/d pipe x 1/8" BSP	24
	7616/1	CONNECTOR - bulkhead & front axle	12
	28113	ADAPTER 1/4" x 1/8" BSP )	1
	150367	WASHER ) Air reservoir	1
	34446/621/3	CONNECTOR straight - air reservoir and front axle	3
		ADAPTER Tecalemit NG6302 - slack adjusters	4
	109VRF	RESERVOIR assembly - oil supply to pump	1
	105VRF	BRACKET support - reservoir	1
	UCS106/8S	SCREW 3/8" x 1" )	2
	FS106/6S	SCREW 3/8" x 3/4" )	4
	1220	WASHER 3/8" Shakeproof )	6
	UCN106	NUT 3/8" Grade 1 )	2
		VALVE pressure regulating Westinghouse 277971	1

Illust. ref.	Part	Description	Quantity per unit
	43LLD	RESERVOIR air	1
		DRAINCOCK Westinghouse KW718/2	1
		BUSH reducing Westinghouse 230130	1
	UCS108/10S	SCREW 1/2" x 1.1/4" ) Reservoir to	4
	1224	WASHER 1/2" Shakeproof ) frame	4
	UNC108	NUT 1/2" Grade 1 ) sidemember	4
	227VRF	PIPE oil - supply reservoir to frame union	1
			VRT/SL/3
	228VRF	PIPE oil - supply reservoir to frame union	1
			VRT/LL/3
	226VRF	PIPE oil - union to pump	1
		ELBOW Simplifix D/45/20/231	1
		UNION frame Simplifix D400/20/20	1
		WASHER fibre RP16/3	1
		TUBING Bundy 5/32" o/d - plate connector to king pin bottom	2
	229VRF	BRACKET mounting - pump assembly	1
	UCB108/10S	BOLT 1/2" x 1.1/4"	2
	1224	WASHER 1/2" Shakeproof	2
	UNC108	NUT 1/2" Grade 1	2
	214REF	BRACKET )	1
	200VRF	BRACKET ) For lubrication tubes	2
	233VRF	BRACKET ) front axle	1
	UCS104/4	SCREW 1/4" x 1/2" ) Bracket 214REF	1
	1214	WASHER 1/4" Shakeproof ) to bracket	1
	UCN104	NUT 1/4" Grade 1 ) 200VRF off-side	1
		) front axle	
	308WU	CLIP pipe )	2
	287WJC	DISTANCE PIECE ) Pipe - oil supply	1
	UCB104/24S	BOLT 1/4" x 3" ) reservoir to frame	1
		CLIP Nylastic AS4580/2 - loom to frame rear wheelarch	4
		CLIP Nylastic AS4580/4 - loom to frame forward of pump	5
		HELLERMAN STRAP & stud 5/16" wide - loom to air pipes	12
		TAPE PVC 1" wide - loom to crossmembers etc	A/R

Illust. ref.	Part	Description	Quantity per unit
		SCREW 2BA x 5/8" )	9
		SCREW 2BA x 1.1/4" ) For Nylastic	2
		NUT 2BA plain ) clips	11
		WASHER 1210 Shakeproof )	11
		WASHER 5/16" plain - to BS3410 table 3 light gauge - use with connector 7616/1	20
60PL/6		CLIP pillar	4
201VRB		BRACKET clip	2
UCB106/16S		BOLT 3/8" x 2"	2
1220		WASHER 3/8" Shakeproof	2
UCN106		NUT 3/8" Grade 1	2
UCS104/8S		SCREW 1/4" x 1"	2
1214		WASHER 1/4" Shakeproof	3
UCN104		NUT 1/4" Grade 1	3
UCB104/18S		BOLT 1/4" x 2.1/4" )	2
1214		WASHER 1/4" Shakeproof ) Pressure	2
UCN104		NUT 1/4" Grade 1 ) regulating valve	2
106VRF		OUTRIGGER support - oil reservoir	1
UCB108/32S		BOLT 1/2" x 4"	1
1224		WASHER 1/2" Shakeproof	1
UCN108		NUT 1/2" Grade 1	1
169WQ		CLIP pipe - tubes to front spring shackle pins	2
223VN		CLIP pipe - tubes to front spring rear shackle pins	2
242LDL		CLIP pipe - loom to crossmember rear of front spring	2
188WQ/5		CLIP pillar - loom to bracket N/S front wheelarch	2
UCB104/18S		BOLT 1/4" x 2.1/4"	1
		WASHER 1/4" plain - BS3410 table 3 heavy gauge	1
FT/NO89/19		NUT 1/4" Cleveloc Grade A	1

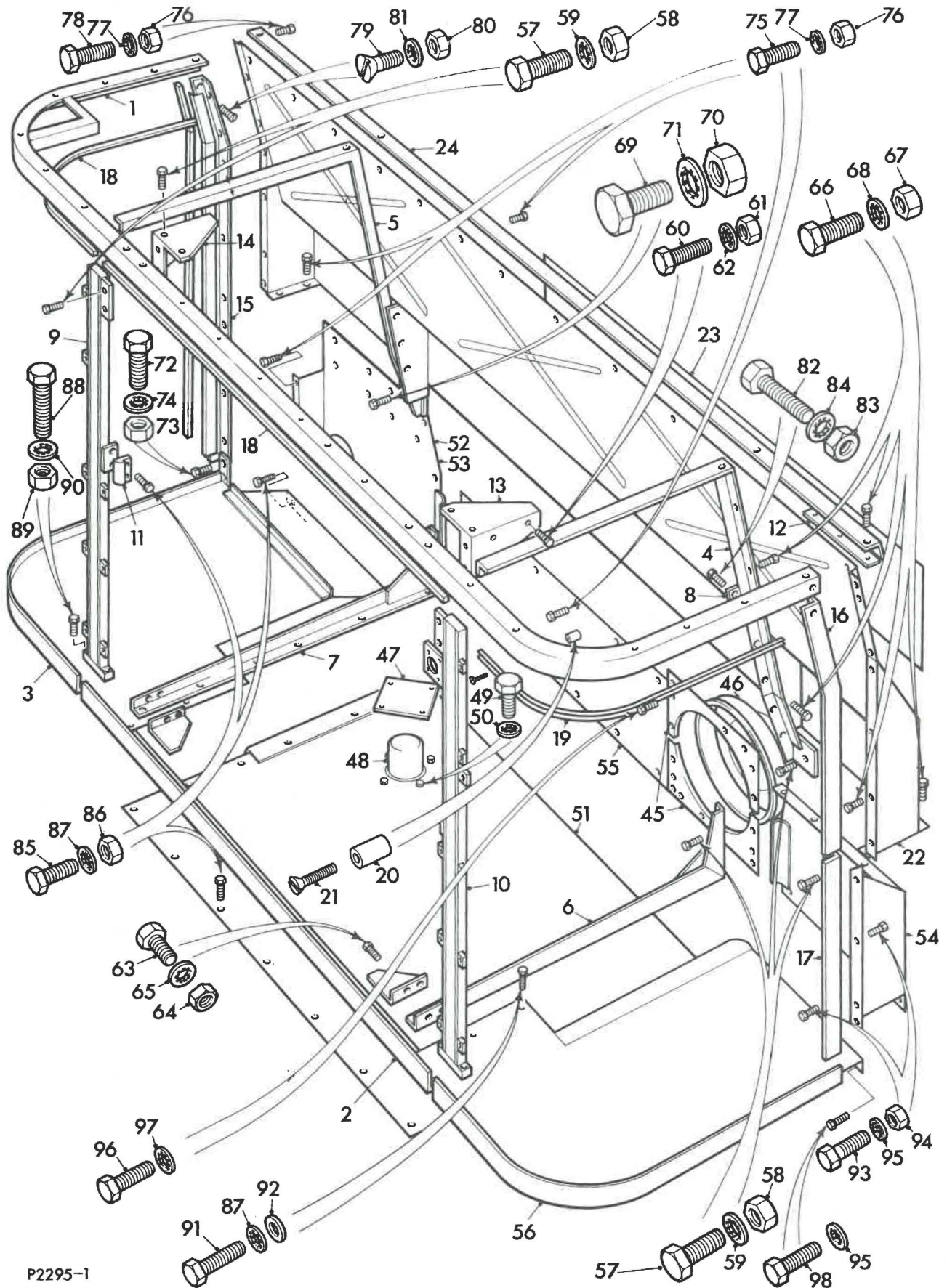
Illus. ref.	Part	Description	Quantity per unit
Sub Group G.27			
ENGINE ENCLOSURE UNIT			
1	88VRY	ANGLE support - top	1
2	656VRY	ANGLE support - bottom centre	1
3	80VRY	UNDERSHIELD engine enclosure nearside section	1
4	650VRY	ANGLE support - intermediate offside	1
5	649VRY	ANGLE support - intermediate nearside	1
6	647VRY	MEMBER support - bottom offside	1
7	648VRY	MEMBER support - bottom nearside	1
8	455VRY	SUPPORT for fan cowl	1
9	645VRY	MEMBER vertical support nearside (use only on chassis with Leyland engine)	1
9	684VRY	MEMBER vertical support nearside (use only on chassis with Gardner engine)	1
10	690VRY	MEMBER vertical support offside	1
11	462VRY	PLATE striker	2
12	482VRY	SPACER for fan cowl	1
13	680VRY	BRACKET top angle to intermediate supports offside	1
14	681VRY	BRACKET top angle to intermediate supports nearside	1
15	651VRY	ANGLE support for engine enclosure	1
16	652VRY	ANGLE support for engine enclosure offside upper	1
17	457VRY	ANGLE support for engine enclosure offside lower	1
18		STRIP 'Neoprene' expanded 5/8" x 1/2" section 23' 6"	as reqd
19	668VRY	STRIP seal backing offside	1
20	489VRY	DISTANCE-PIECE ) Seal to	5
21		SCREW countersunk head 2 B.A. x 1" long) fan cowl	5
22	76VRY/1	STRUCTURE enclosure forward engine sub assembly	1
23	635VRY	PLATE cover	1
24	75VRY	ANGLE top-front	1
25	659VRY	STRIP panel securing - front and rear	2
26	660VRY	STRIP panel securint offside and nearside	2
27	78VRY	PANEL top	1
28		SUPPORT lid telescopic boot - Wilmot Breedon Part No. 7/3099	1
29		SLAM-LOCK general purpose - Wilmot Breedon Part No. 3/17332	2

Illus. ref.	Part	Description	Quantity per unit
30		ESCUTCHEON Budget latch - Wilmot Breedon Part No. 7/27900	2
31	459VRY	HINGE for engine enclosure - centre panel	2
32	106NLV	NAME-PLATE	1
33	207NLV	CLIP for attachment of nameplate	2
34		SCREW Hexagonal head 2 B.A. x 1/2" long	4
35	1210A	WASHER Shakeproof 2 B.A.	4
36	412VRY	HINGE for side panel nearside	2
37	413VRY	HINGE for side panel offside	2
38		RIVET MS roundhead 3/16" dia x 3/8" long	20
39		SCREW countersunk 2 B.A. x 3/4" long	20
40	PP/B026/11/0	NUT nyloc	20
41	89VRY	ENCLOSURE engine rear panel - upper	1
42	70VRY	ENCLOSURE engine rear panel - lower	1
43	675VRY	ENCLOSURE engine - side panel - offside	1
44	674VRY	ENCLOSURE engine - side panel - nearside	1
45	643VRY	SHIELD front at mitre box	2
46	618VRS	GAITER for mitre box	1
47	493VRY	PLATE cover for undershield (use with Gardner Engine)	1
48	491VRY	POT spill engine breather (use with Leyland Engine)	1
49	UCS104/4S	SCREW	4
50	1214	WASHER 1/4" Shakeproof	4
51	83VRY	UNDERSHIELD engine enclosure - centre section	1
52	86VRY	UNDERSHIELD engine enclosure front nearside section (Gardner Engine only)	1
53	82VRY	UNDERSHIELD engine enclosure front nearside section (Leyland Engine only)	1
54	81VRY	UNDERSHIELD engine enclosure front offside section	1
55	662VRY	UNDERSHIELD engine enclosure - front centre section	1
56	79VRY	UNDERSHIELD engine enclosure	1
57	UCS106/7S	SCREW ) Bottom support members	6
58	UCN106	NUT Grade 1 ) offside and nearside	6
59	1220	WASHER 3/8" Shakeproof ) to drop frame	6
60	UCS105/6S	SCREW ) Brackets to	4
61	UCN105	NUT Grade 1 ) support	4
62	1218	WASHER 3/8" Shakeproof ) angles	4

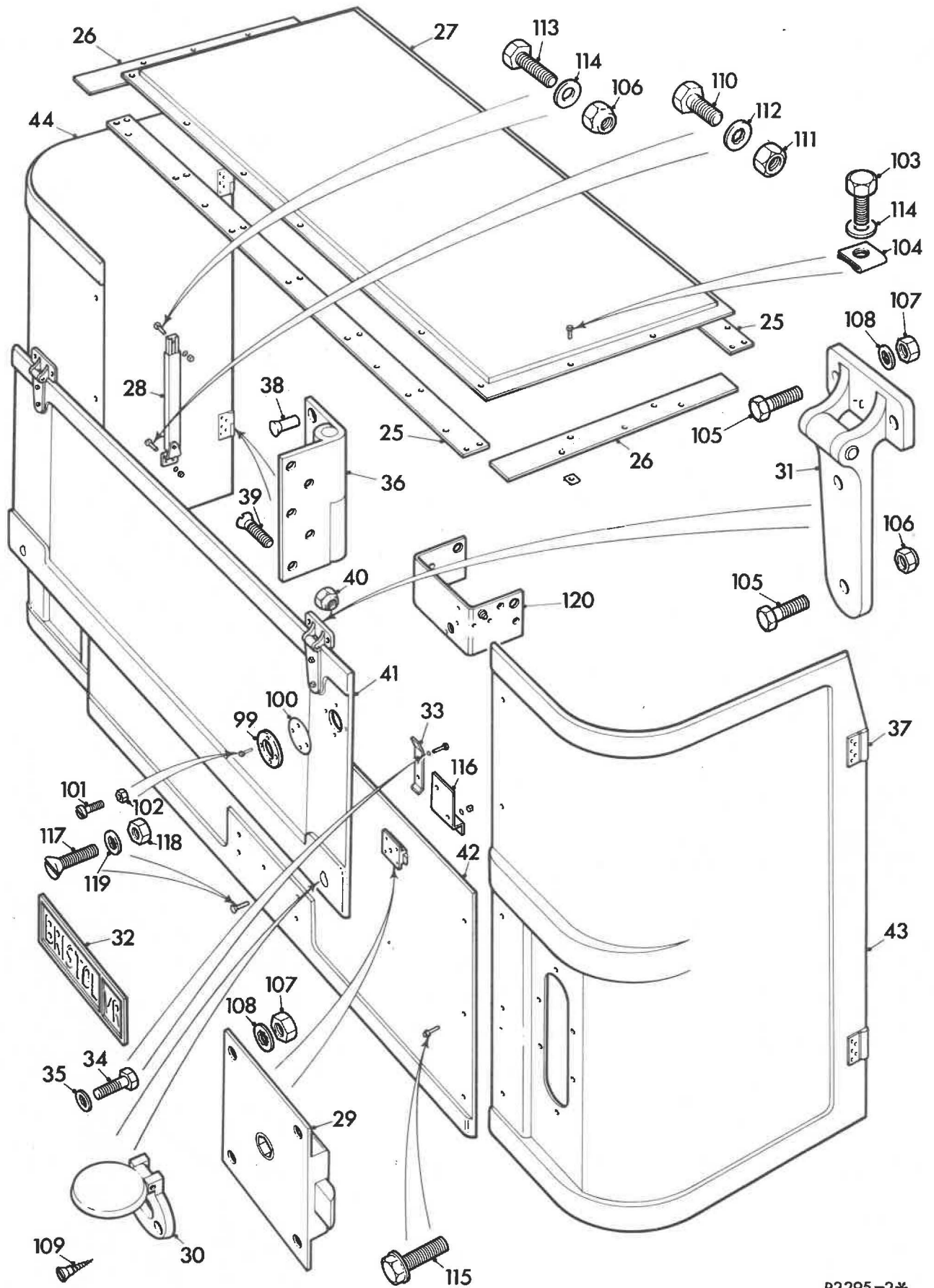
Illus. ref.	Part	Description	Quantity per unit
63	UCS105/6S	SCREW ) Support	4
64	UCN105	NUT Grade 1 ) members to	4
65	1218	WASHER 5/16" Shakeproof ) angles	4
66	UCS106/6S	SCREW ) Top angle	4
67	UCN106	NUT Grade 1 ) front to	4
68	1220	WASHER 3/8" Shakeproof ) support angles	4
69	UCS108/10S	SCREW )	1
57	UCS106/7S	SCREW ) Intermediate	3
70	UCN108	NUT Grade 1 ) angles to	1
58	UCN106	NUT Grade 1 ) Z-member	3
59	1220	WASHER 3/8" Shakeproof )	3
71	1224	WASHER 1/2" Shakeproof )	1
66	UCS106/6S	SCREW ) Forward	11
67	UCN106	NUT Grade 1 ) panel to	11
68	1220	WASHER 3/8" Shakeproof ) Z-member	11
72	UCS105/7S	SCREW ) Corner angles to	4
73	UCN105	NUT Grade 1 ) offside and	4
74	1218	WASHER 5/16" Shakeproof ) neardside bottom angle	4
57	UCS106/7S	SCREW ) Z-member end	4
58	UCN106	NUT Grade 1 ) plates to	4
59	1220	WASHER 3/8" Shakeproof ) corner angles	4
66	UCS106/6S	SCREW ) Forward panel	9
67	UCN106	NUT Grade 1 ) to support	9
68	1220	WASHER 3/8" Shakeproof ) angles	9
66	UCS106/6S	SCREW ) Forward panel	8
67	UCN106	NUT Grade 1 ) to intermediate	8
68	1220	WASHER 3/8" Shakeproof ) angles	8
75	UCS105/5S	SCREW )	21
76	UCN105	NUT Grade 1 ) Forward panel	25
77	1218	WASHER 5/16" Shakeproof ) top to structure	25
66	UCS106/6S	SCREW )	2
67	UCN106	NUT Grade 1 )	2
68	1220	WASHER 3/8" Shakeproof )	2
78	UCS105/6S	SCREW )	4

Illus. ref.	Part	Description	Quantity per unit
79		SCREW countersunk head ) Angle support 5/16" UNC 3/4" long ) top to support	2
80	UCN105	NUT Grade 1 ) angles engine	2
81	1218	WASHER 5/16" Shakeproof ) enclosure	2
82	UCS106/10S	SCREW ) Cowl stay	2
83	UCN106	NUT Grade 1 ) to offside	2
84	1220	WASHER 3/8" Shakeproof ) immediate angle	2
85	UCS105/5S	SCREW ) Striker plate	4
86	UCN105	NUT Grade 1 ) to vertical	4
87	1218	WASHER 5/16" Shakeproof ) support members	4
75	UCS105/5S	SCREW ) Panel ends	4
76	UCN105	NUT Grade 1 ) to Z-member	4
77	1218	WASHER 5/16" Shakeproof ) end webs	4
88	UCB105/12S	BOLT ) Vertical support	4
89	UCN105	NUT Grade 1 ) members to	4
90	1218	WASHER 5/16" Shakeproof ) bottom angle	4
85	UCS105/5S	SETSCREW ) Undershield 80 VRY	5
86	UCN105	NUT Grade 1 ) to structure front and	5
87	1218	WASHER 5/16" Shakeproof ) nearside undershield	5
85	UCS105/5S	SETSCREW ) Undershield 83 VRY	13
86	UCN105	NUT Grade 1 ) to structure and	13
91	UCS105/7S	SETSCREW ) support members	10
87	1218	WASHER 5/16" Shakeproof )	23
92		WASHER 5/16" plain )	10
93	UCS105/5S	SETSCREW ) Undershield 79 VRY	6
94	UCN105	NUT Grade 1 ) to structure and	6
95	1218	WASHER 5/16" Shakeproof ) front offside under- shield	6
75	UCS105/5S	SETSCREW ) Undershield 82 VRY	3
76	UCN105	NUT Grade 1 ) to Z-member and	3
77	1218	WASHER 5/16" Shakeproof ) corner angle	3
75	UCS105/5S	SETSCREW ) Undershield	5
76	UCN105	NUT Grade 1 ) 662 VRY to	5
77	1218	WASHER 5/16" Shakeproof ) Z-member	5

Illus. ref.	Part	Description	Quantity per unit
96	UCS105/5S	SETSCREW ) Front shield at mitre	3
97	1218	WASHER 5/16" Shakeproof ) box to Z-member	3
93	UCS105/5S	SETSCREW ) Undershield 81 VRY	2
98	UCS105/7S	SETSCREW ) to Z-member corner	5
94	UCN105	NUT Grade 1 ) angle and under-	2
95	1218	WASHER 5/16" Shakeproof ) shield 79VRY	7
99	483VRY	RETAINER for engine stop disc	1
100	484VRY	DISC operating	1
101		SCREW Cheesehead 6 B.A. x 1/2" long	4
102		NUT 6 B.A. plain	4
103	UCS104/6S	SCREW ) Top panel and forward	28
104	SNU0531	NUT captive spire ) cover fastenings	28
105	UCS104/7S	SCREW top panel hinge	8
106	NP/N089/11/0	LOCKNUT 1/4" UNC panel hinge and stay pivot	5
107	UCN104	NUT Grade 1 ) Slam lock	12
108	1214	WASHER 1/4" Shakeproof ) and hinges	12
109		SCREW countersunk head self-tapping No. 6 x 3/4"	4
110	UCS105/5S	SCREW )	2
111	UCN105	NUT Grade 1 ) Panel stay	2
112	1218	WASHER 5/16" Shakeproof )	2
113	UCB104/10	BOLT stay pivot	1
114		WASHER 1/4" plain top panel and stay pivot	19
115		BOLT taptite 5/16" UNC x 1.1/4" washer face hexagonal head fixing panels to pad	16
116	498VRY	SUPPORT - centre lower panel	1
117		SCREW countersunk head 1/4" UNC x 3/4"	2
118	UCN104	NUT Grade 1	2
119	1216	WASHER 1/4" Shakeproof	2
120	689VRY	BRACKET engine enclosure - electrics	1



P2295-1



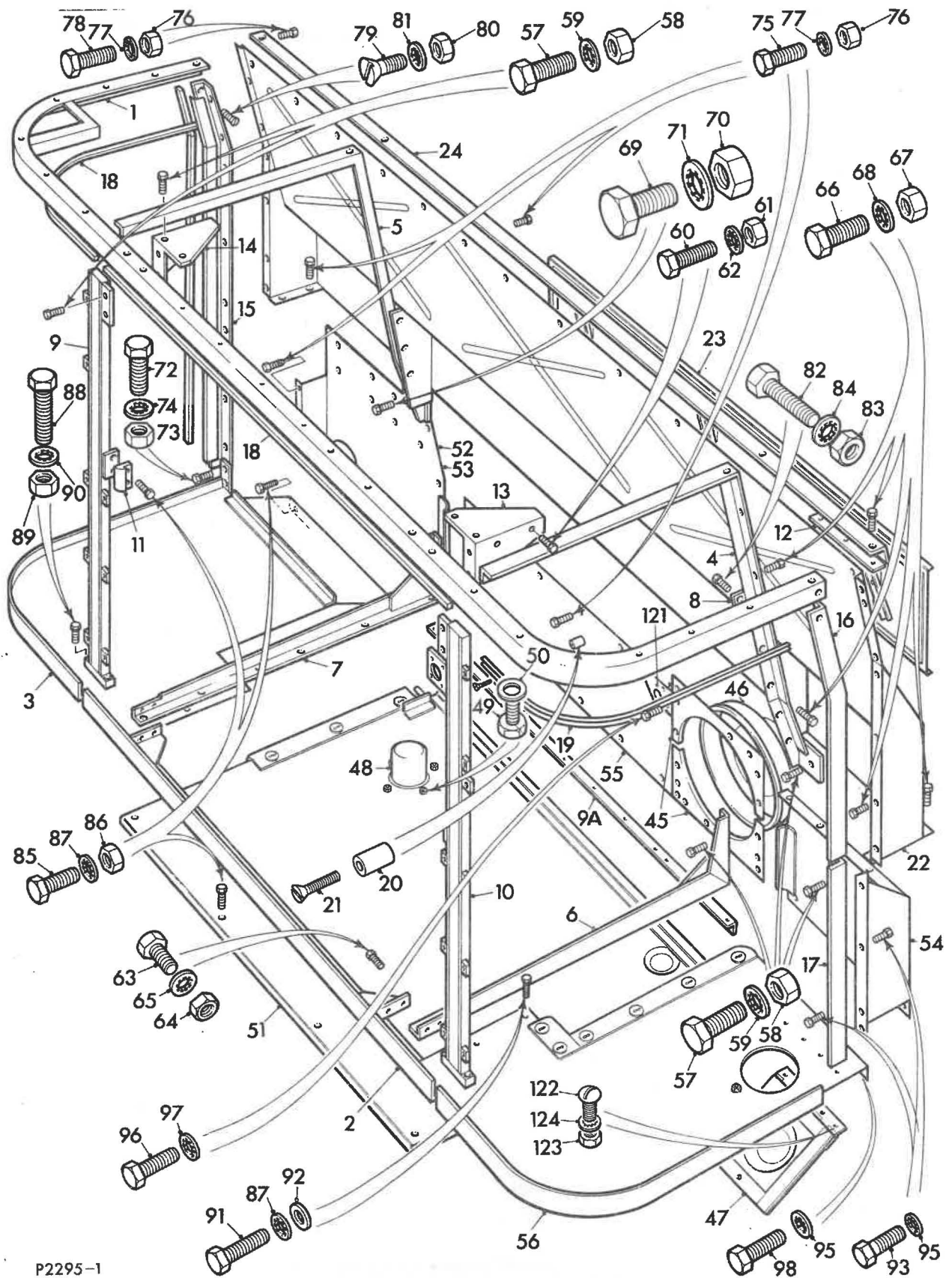
Illus. ref.	Part	Description	Quantity per unit
Sub Group G.27			
ENGINE ENCLOSURE UNIT			
1	88VRY	ANGLE support - top	1
2	693VRY	ANGLE support - bottom centre	1
3	80VRY	UNDERSHIELD engine enclosure nearside section	1
4	650VRY	ANGLE support - intermediate offside	1
5	649VRY	ANGLE support - intermediate nearside	1
6	694VRY	MEMBER support - bottom offside	1
7	695VRY	MEMBER support - bottom nearside	1
8	455VRY	SUPPORT for fan cowl	1
9	645VRY	MEMBER vertical support nearside (use only on chassis with Leyland engine)	1
9	684VRY	MEMBER vertical support nearside (use only on chassis with Gardner engine)	1
9A	531VRY	RAIL lower front	1
10	690VRY	MEMBER vertical support offside	1
11	462VRY	PLATE striker	2
12	482VRY	SPACER for fan cowl	1
13	680VRY	BRACKET top angle to intermediate supports offside	1
14	681VRY	BRACKET top angle to intermediate supports nearside	1
15	651VRY	ANGLE support for engine enclosure	1
16	652VRY	ANGLE support for engine enclosure offside upper	1
17	457VRY	ANGLE support for engine enclosure offside lower	1
18		STRIP 'Neoprene' expanded 5/8" x 1/2" section 23' 6"	as reqd
19	668VRY	STRIP seal backing offside	1
20	489VRY	DISTANCE-PIECE ) Seal to	5
21		SCREW countersunk head 2 B.A. x 1" long) fan cowl	5
22	76VRY/1	STRUCTURE enclosure forward engine sub assembly	1
23	699VRY	PANEL removeable engine enclosure	1
24	75VRY	ANGLE top-front	1
25	659VRY	STRIP panel securing - front and rear	2
26	660VRY	STRIP panel securing offside and nearside	2
27	78VRY	PANEL top	1
28		SUPPORT lid telescopic boot - Wilmot Breedon Part No. 7/3099	1
29		SLAM-LOCK general purpose - Wilmot Breedon Part No. 3/17332	2

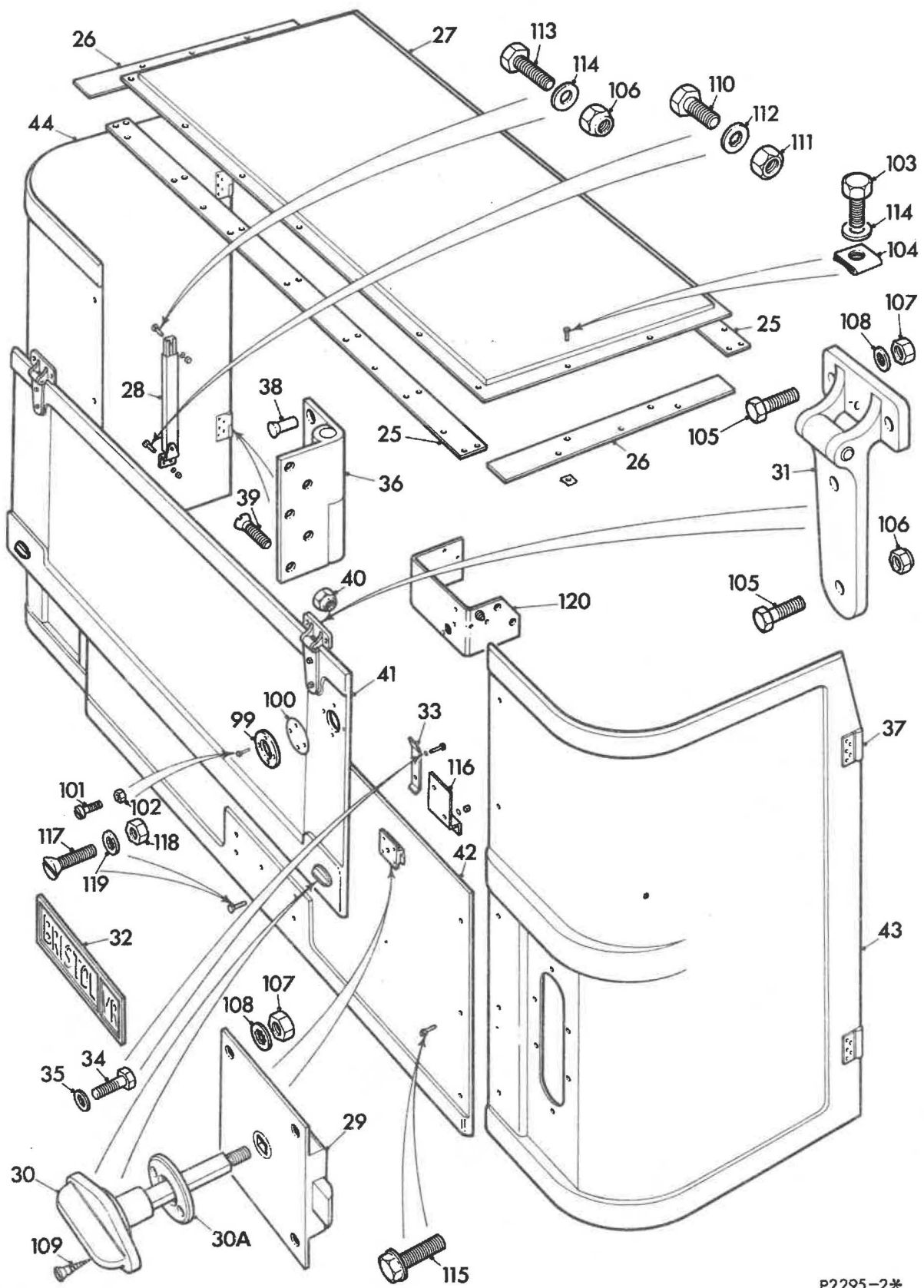
Illus. ref.	Part	Description	Quantity per unit	
30	541VRY	HANDLE budget latch sub assembly on and from VRT/SL3/1972	2	
30A	542VRY	ESCUTCHEON budget lock	2	
	WL600041	WASHER )	2	
	WL600071	WASHER ) Fixings	2	
	PP/N086/11/6	NUT Clevelock )	2	
31	459VRY	HINGE for engine enclosure - centre panel	2	
32	106NLV	NAME-PLATE	1	
33	207NLV	CLIP for attachment of nameplate	2	
34		SCREW Hexagonal head 2 B.A. x 1/2" long	4	
35	1210A	WASHER Shakeproof 2 B.A.	4	
36	412VRY/1	HINGE for side panel nearside	2	
37	413VRY/1	HINGE for side panel offside	2	
38		RIVET MS roundbead 3/16" dia x 3/8" long	20	
39		SCREW countersunk 2 B.A. x 3/4" long	20	
40	PP/B026/11/0	NUT nyloc	20	
41	89VRY/1	ENCLOSURE engine rear panel - upper	1	
42	70VRY/1	ENCLOSURE engine rear panel - lower	1	
43	675VRY	ENCLOSURE engine - side panel - offside	1	
44	674VRY	ENCLOSURE engine - side panel - nearside	1	
45	643VRY	SHIELD front at mitre box	2	
46	618VRS	GAITER for mitre box	1	
47	692VRY	PLATE cover for undershield	1	
48	491VRY	POT spill engine breather (use with Leyland Engine)	1	
49	UCS104/4S	SCREW	4	
50	1214	WASHER 1/4" Shakeproof	4	
51	90VRY	UNDERSHIELD engine enclosure - centre section	1	Leyland Gardner
51	91VRY	UNDERSHIELD engine enclosure - centre section	1	
52	86VRY	UNDERSHIELD engine enclosure front nearside section (Gardner Engine only)	1	
53	82VRY	UNDERSHIELD engine enclosure front nearside section (Leyland Engine only)	1	
54	81VRY	UNDERSHIELD engine enclosure front offside section	1	
55	696VRY	UNDERSHIELD engine enclosure - front centre section	1	
56	92VRY	UNDERSHIELD engine enclosure - offside section	1	
57	UCS106/7S	SCREW ) Bottom support members	6	
58	UCN106	NUT Grade 1 ) offside and nearside	6	
59	1220	WASHER 3/8" Shakeproof ) to drop frame	6	

Illus. ref.	Part	Description	Quantity per unit
60	UCS106/7S	SCREW ) Brackets to	8
61	UCN106	NUT Grade 1 ) support	8
62	1210	WASHER 3/8" Shakeproof ) angles	8
63	UCS105/6S	SCREW ) Support	4
64	UCN105	NUT Grade 1 ) members to	4
65	1218	WASHER 5/16" Shakeproof ) angles	4
66	UCS106/6S	SCREW ) Top angle	4
67	UCN106	NUT Grade 1 ) front to	4
68	1220	WASHER 3/8" Shakeproof ) support angles	4
69	UCS108/10S	SCREW )	1
57	UCS106/7S	SCREW ) Intermediate	3
70	UCN108	NUT Grade 1 ) angles to	1
58	UCN106	NUT Grade 1 ) Z-member	3
59	1220	WASHER 3/8" Shakeproof )	3
71	1224	WASHER 1/2" Shakeproof )	1
66	UCS106/6S	SCREW ) Forward	11
67	UCN106	NUT Grade 1 ) panel to	11
68	1220	WASHER 3/8" Shakeproof ) Z-member	11
72	UCS105/7S	SCREW ) Corner angles to	4
73	UCN105	NUT Grade 1 ) offside and	4
74	1218	WASHER 5/16" Shakeproof ) nearside bottom angle	4
57	UCS106/7S	SCREW ) Z-member end	4
58	UCN106	NUT Grade 1 ) plates to	4
59	1220	WASHER 3/8" Shakeproof ) corner angles	4
66	UCS106/6S	SCREW ) Forward panel	9
67	UCN106	NUT Grade 1 ) to support	9
68	1220	WASHER 3/8" Shakeproof ) angles	9
66	UCS106/6S	SCREW ) Forward panel	8
67	UCN106	NUT Grade 1 ) to intermediate	8
68	1220	WASHER 3/8" Shakeproof ) angles	8
75	UCS105/5S	SCREW )	21
76	UCN105	NUT Grade 1 ) Forward panel	25
77	1218	WASHER 5/16" Shakeproof ) top to structure	25
66	UCS106/6S	SCREW )	2
67	UCN106	NUT Grade 1 )	2
68	1220	WASHER 3/8" Shakeproof )	2
78	UCS105/6S	SCREW )	4

Illus. ref.	Part	Description	Quantity per unit
75	SH505051	SCREW UCS105/5S )	8
63	SH505061	SCREW UCS105/6S )	1
	SH505081	SCREW UCS105/8S )Undershields	6
77	WF600051	WASHER Shakeproof 5/16" 1218 )to structure	15
	WA108051	WASHER plain 5/16" )	6
	NH505041	NUT 5/16" UNC )	8
79		SCREW countersunk head ) Angle support 5/16" UNC 3/4" long ) top to support	2
80	UCN105	NUT Grade 1 ) angles engine	2
81	1218	WASHER 5/16" Shakeproof ) enclosure	2
82	UCS106/10S	SCREW ) Cowl stay	2
83	UCN106	NUT Grade 1 ) to offside	2
84	1220	WASHER 3/8" Shakeproof ) immediate angle	2
85	UCS105/5S	SCREW ) Striker plate	4
86	UCN105	NUT Grade 1 ) to vertical	4
87	1218	WASHER 5/16" Shakeproof ) support members	4
75	UCS105/5S	SCREW ) Panel ends	4
76	UCN105	NUT Grade 1 ) to Z-member	4
77	1218	WASHER 5/16" Shakeproof ) end webs	4
88	UCB105/12S	BOLT ) Vertical support	4
89	UCN105	NUT Grade 1 ) members to	4
90	1218	WASHER 5/16" Shakeproof ) bottom angle	4
85	UCS105/5S	SETSCREW ) Undershield 80 VRY	5
86	UCN105	NUT Grade 1 ) to structure front and	5
87	1218	WASHER 5/16" Shakeproof ) nearside undershield	5
75	UCS105/5S	SETSCREW ) Undershield 82 VRY	3
76	UCN105	NUT Grade 1 ) to Z-member and	3
77	1218	WASHER 5/16" Shakeproof ) corner angle	3
75	UCS105/5S	SETSCREW ) Undershield	5
76	UCN105	NUT Grade 1 ) 662 VRY to	5
77	1218	WASHER 5/16" Shakeproof ) Z-member	5
122		SCREW 2 B.A. x 1/2" ) Access panel to	4
123		NUT 2 B.A. ) right hand	4
124	1210	WASHER 3/16" Shakeproof ) undershield	4

Illus. ref.	Part	Description	Quantity per unit
96	UCS105/5S	SETSCREW ) Front shield at mitre	3
97	1218	WASHER 5/16" Shakeproof ) box to Z-member	3
93	UCS105/5S	SETSCREW ) Undershield 81 VRY	2
98	UCS105/7S	SETSCREW ) to Z-member corner	5
95	1218	WASHER 5/16" Shakeproof ) angle and under-shield 92VRY	7
99	483VRY	RETAINER for engine stop disc	1
100	484VRY	DISC operating	1
101		SCREW Cheesehead 6 B.A. x 1/2" long	4
102		NUT 6 B.A. plain	4
103	UCS104/6S	SCREW ) Top panel and forward	20
104	SNU0531	NUT captive spire ) cover fastenings	20
105	UCS104/7S	SCREW top panel hinge	8
106	NP/N089/11/0	LOCKNUT 1/4" UNC panel hinge and stay pivot	5
107	UCN104	NUT Grade 1 ) Slam lock	12
108	1214	WASHER 1/4" Shakeproof ) and hinges	12
		SCREW countersunk head self-tapping No. 6 x 3/4"	4
110	UCS105/5S	SCREW )	2
111	UCN105	NUT Grade 1 ) Panel stay	2
112	1218	WASHER 5/16" Shakeproof )	2
113	UCB104/10	BOLT stay pivot	1
114		WASHER 1/4" plain top panel and stay pivot	19
115	UCB105/10S	BOLT fixing panels to pad	16
		WASHER 5/16" dia BS3410 table 5	16
116	498VRY	SUPPORT - centre lower panel	1
117		SCREW countersunk head 1/4" UNC x 3/4"	2
118	UCN104	NUT Grade 1	2
119	1216	WASHER 1/4" Shakeproof	2
120	1104 VRY	BRACKET engine enclosure - electrics	1
		SCREW 6 B.A. x 1" long	2
		NUT 6 B.A.	2
	1204	WASHER Shakeproof 6 B.A.	2
	BMAC401	LAMPHOLDER SBC	1
121	360VRS	PLATE bulkhead adapter mounting	1





Illus. ref.	Part	Description	Quantity per unit
Sub Group H			
ELECTRICAL EQUIPMENT UNIT			
ALTERNATOR AND STARTER GROUP (GARDNER ENGINE ONLY)			
1	AC203/060/ 24-5	ALTERNATOR C.A.V.	1
2	114BR	STARTER C.A.V. U6.24B.13	1
3	X6220-247	HOUSING Lucar	1
4	W5998/22M	FERRULE inner C.A.V.	1
5	W5998/22N	FERRULE inner C.A.V.	1
6	Y5658/311	PLUG gland C.A.V.	1
7	5658/339	NUT C.A.V.	1
8	110VRR	SHIELD drip	1
CONTROL UNIT GROUP			
LEYLAND ENGINE			
9	153VRR	PANEL for electrical auxiliaries	1
10	275WU	DISTANCE-PIECE	4
11	UCB104/10S	BOLT )	4
12	BN4/1/4-20 UNC	) Panel-bottom fixing NUT spiral blind captive )	4
13	UCS104/4S	SETSCREW )	5
14	UCN104	NUT Grade 1 ) Panel-top fixing	5
15	1214	WASHER 1/4" Shakeproof )	5
16		REGULATOR - Butec Type R.1	1
17	BN3/2BA	NUT spiral bland captive )	2
18		SETSCREW 2 B.A. x 5/8" long ) hexagonal head ) Regulator to panel	2
19	1210	WASHER Shakeproof 2 B.A. )	2
20	207VRL	FUSE-BOX	1
21		FUSE-BOX CAV type ML	1
22		SETSCREW 2 B.A. x 1.1/8" long 90° countersunk head	8
23		BUZZER 24V Westinghouse Part No. DK29/2	1
24		SETSCREW 2 B.A. x 7/8" long 90° countersunk head	2

Illus. ref.	Part	Description	Quantity per unit
25	BN3/2BA	NUT spiral blind captive	10
26		RELAY reverse polarity and pulse clipper - Butec RP/4	1
27	BN3/2BA	NUT spiral blind captive )	2
28		SETSCREW 2 B.A. x 1.1/2" long ) Reverse polarity hexagonal head ) relay to panel	2
29	1210	WASHER 3/16" Shakeproof )	2
30	33320	RELAY Lucas Despatch starter protection and inhibition	2
31	33261	RELAY Lucas Despatch horn stoplight engine stop	3
32	282VRR	PLATE mounting for cold start relay	1
33	281REL/D	BLOCK connecting 5-way	1
34		SCREW Parker Kalon Type 'Z' 5/8" long x 4 round-head	2
35		DIODE Type ITT IN4003	1
36	209VRR	DISTANCE-PIECE	4
37		SETSCREW 2 B.A. x 2" long round head	3
38		SETSCREW 2 B.A. x 2" long countersunk head	1
39	BN3/2BA	NUT spiral captive	4
40	BR2300/40	STABILIZER rationalised voltage 24V Smiths Industries Limited	1
41		SCREW Parker Kalon Type 'Z' 1/4" large x 8 round-head	2
42	76732	RELAY starter C.A.V. 2 st	1
43		SETSCREW 2 B.A. x 1/2" hexagonal head	2
44	BN3/2BA	NUT spiral captive	2
45	826355	BLOCK terminal	1
46	10868163	BLOCK terminal	1
47	10868162	LINK connecting	1
48		SETSCREW 2 B.A. x 1" long hexagonal head	4
49	BN3/2BA	NUT spiral blind captive	4
50	154VRR	PLATE end for relay cover	1
51		GROMMET SIC 676 060	4
52	284VRR	COVER for relays	1
53		SETSCREW 2 B.A. x 5/8" round head	5
11	UCB104/10S	BOLT	4
10	275WU	DISTANCE-PIECE	4
54	BN3/2BA	NUT spiral blind captive	5

Illus. ref.	Part	Description	Quantity per unit
GARDNER ENGINE			
55	170VRR	PANEL for electrical auxiliaries	1
56	275WU	DISTANCE-PIECE	4
57	UCB104/10S	BOLT )	4
58	BN4/1/4-20UNC	) Panel-bottom fixing NUT spiral blind captive )	4
59	UCS104/4S	SETSCREW )	5
60	1214	WASHER 1/4" Shakeproof ) Panel-top fixing	5
61	UCN104	NUT Grade 1 )	5
62		BOARD control C.A.V. 460C-3	1
63	BN4/1/4-20UNC	NUT spiral blind captive )	3
64	UCB104/14S	BOLT ) Control board	3
65	1214	WASHER 1/4" Shakeproof ) to panel	3
66	207VRL	FUSE-BOX	1
67		FUSE-BOX CAV type ML	1
68		SETSCREW 2B.A. x 1.1/8" long 90° countersunk head	8
69		BUZZER 24V Westinghouse Part No. DK29/2	1
70		SETSCREW 2 B.A. x 7/8" long 90° countersunk head	2
71	BN3/2BA	NUT spiral blind captive	10
72	213VRR/1	BRACKET for fast fuse	1
73		FAST-FUSE C.A.V. type 448-2M	1
74		SETSCREW 2 B.A. x 3/4" round head	2
75		NUT 2 B.A.	1
76	1210	WASHER 3/16" Shakeproof	2
77	33320	RELAY Lucas Despatch starter protection and inhibition	2
78	33261	RELAY Lucas Despatch horn stop light engine stop	3
79	281REL/C	BLOCK connecting 4 block	1
80		SCREW Parker Kalon Type 'Z' 5/8" long x 4 round head	2
81	212VRR	PLATE for terminal block mounting	1
82	209VRR	DISTANCE-PIECE	4

Illus. ref.	Part	Description	Quantity per unit
83		SETSCREW 2 B.A. x 2" long round head	3
84		SETSCREW 2 B.A. x 2" long countersunk head	1
85	BN3/2BA	NUT spiral captive	4
86	BR2 300/40	STABILIZER rationalised voltage 24V Smiths Industries Ltd.	1
87		SCREW Parker Kalon Type 'Z' 1/4" long x 8 round head	2
88	154VRR	PLATE end for relay cover	1
89		GROMMET SIC 676.060	4
90	284VRR	COVER for relays	1
91		SETSCREW 2 B.A. x 5/8" round head	5
57	UCB104/10S	BOLT	4
56	275WU	DISTANCE-PIECE	4
92	BN3/2BA	NUT spiral blind captive	5
93	314VRR	MOTOR fan make from Motor to C.A.V. symbol No. TM4524/31 Drawing No. WN62/3274	1
94	308REV	ADAPTER fan blade	1
95		FAN - 18" dia. 6 bladed narrow type assembly Wilmot Breeden No. 11/16026 Range 146-1	1
96	UFS104/5S	SCREW )	4
97	1214	WASHER 1/4" Shakeproof ) Fan to adapter	4
98	FJC1002	SWITCH Smiths thermostatic final assembly	1
99	1877530	RELAY C.A.V. type 405/3	1
100	BN3/2BA	NUT spiral blind captive ) Fan relay	2
101		SETSCREW 2 B.A. x 1/2" long round head ) to panel	2
102	183VRR	TUBE fan support	1
103	UCS106/7S	SCREW ) Fan motor to	4
104	1220	WASHER 3/8" Shakeproof ) bracket and	7
105	UCN106	NUT Grade 1 ) support tube	7
106	UCS106/10S	SCREW ) to radiator	3
<b>LAMP GROUP</b>			
107	241BRND	HEAD-LAMP C.A.V. flush fitting type VF107/22 fitted with 24V pre-focus double filament 54/44W Lucas bulb No. 437 Despatch No.51440	2

Illus. ref.	Part	Description	Quantity per unit
108		FOG-LAMP Lucas CFT 12 complete with 24V 44W bulb No. 330 Despatch No. 55370	2
109		SIDELAMP VF46/15 (Lucas) complete with 24V - 6W bulb Despatch No. 54057502	2
STARTER CABLE FITTINGS GROUP			
GARDNER ONLY			
110		CABLE isolation switch to starter - positive 1-61/1.13 x 25' 4" 7.722m	1 ) VRT/LL/3
111		CABLE isolation switch to starter - negative 1-61/1.13 x 25' 4" 7.722m	1 ) VRT/LH/3 ) only
110		CABLE isolation switch to starter - positive 1-61/1.13 x 23' 0" 7.010m	1 ) VRT/SL/3
111		CABLE isolation switch to starter - negative 1-61/1.13 x 23' 0" 7.010m	1 ) only
LEYLAND ONLY			
110		CABLE - isolation switch to starter - positive 1-61/1.13 x 25' 4" 7.722m	1 ) VRT/LL/3
111		CABLE - isolation switch to starter - negative 1-61/1.13 x 25' 4" 7.722m	1 ) VRT/LH/3 ) only
110		CABLE - isolation switch to starter - positive 1-61/1.13 x 23' 0" 7.010m	1 ) VRT/SL/3
111		CABLE - isolation switch to starter - positive 1-61/1.13 x 23' 0" 7.010m	1 ) only
112	188WQ/5	CLIP pillar	8
113	60PL/6	CLIP pillar starter cable	34
114	209VRB	BRACKET for clips (cables and conduits)	1
115	222MWL	BRACKET for clip	3
116	263VRR	BRACKET for clip	1
117	264VRR	BRACKET for clip	1
118	269VRR	BRACKET for clip	1
119	357LSW	DISTANCE-PIECE	1
120	274WU	DISTANCE-PIECE	1
121	UCB104/30S	BOLT	2
122	UCS104/7S	SETSCREW	4

Illus. ref.	Part	Description	Quantity per unit
123	UCB104/32S	BOLT	1
124	UCB104/16S	BOLT	2
125	UCB106/16S	BOLT	10
126	UCB106/30S	BOLT	1
127	UCB106/28S	BOLT	1
128	UCB108/32S	BOLT	1
129	UCB106/24S	BOLT	1
130	421LDU	DISTANCE-PIECE	1
131	1214	WASHER 1/4" Shakeproof	9
132	UCN104	NUT Grade 1	9
133	1220	WASHER 3/8" Shakeproof	12
134	UCN106	NUT Grade 1	12
135	1224	WASHER 1/2" Shakeproof	1
136	UCN108	NUT Grade 1	1
137	140VRR	BRACKET for electrical conduit and starter cable	1
138	222VRV	DISTANCE-PIECE	2
139	UCB105/16S	BOLT	2
140	1218	WASHER 5/16" Shakeproof	2
141	UCN105	NUT Grade 1	2
142	265VRR	CLIP for conduits	8
143	188WQ	CLIP for starter cables	8
144	411VRV	BOLT	2
145	1214	WASHER 1/4" Shakeproof	2
146	UCN104	NUT Grade 1	2
147		GROMMET SIC.672-2 starter cables at Z member	2
148	279REL	BRACKET clip	1
149	L83/1	CLIP Clayton	1
150		SCREW 2 B.A. x 7/8" long cheese head	2
151		NUT 2 B.A.	2
152	1210	WASHER 2 B.A. Shakeproof	2
153	44VRR	HARNESS cable - main - VRT/SL/3 only	1
154	45VRR	HARNESS cable - positive ) Leyland	1
155	46VRR	HARNESS cable - negative ) VRT/SL/3 only	1
154	51VRR	HARNESS cable - positive ) Gardner	1
155	50VRR	HARNESS cable - negative ) VRT/SL/3 only	1

Illus. ref.	Part	Description	Quantity per unit
156	72VRR	HARNESS - side head and fog lamps and radiator fan and switch Gardner only	1
153	60VRR	HARNESS cable - main - VRT/LL/3 only	1
154	58VRR	HARNESS cable - positive ) Leyland VRT/LL/3	1
155	59VRR	HARNESS cable - negative ) VRT/LH/3 only	1
154	56VRR	HARNESS cable - positive ) Gardner VRT/LL/3	1
155	57VRR	HARNESS cable - negative ) VRT/LH/3 only	1
156	23VRR/1	HARNESS cable - side-fog and headlamps - Leyland only	1
157	261VRR	BRACKET for conduits	1
158	UCS104/5S	SETSCREW	2
159	1214	WASHER 1/4" Shakeproof	2
160	UCN104	NUT Grade 1	2
161	130VRR	BRACKET conduit mounting	1
162	251VRR	BRACKET for vent pipe and conduit support	1
163	279VRR	BRACKET for conduit support	3
164	UCS106/6S	SETSCREW ) VRT/LL	2
165	1220	WASHER 3/8" Shakeproof ) and VRT/LH	2
166	UCN106	NUT Grade 1 ) only	2
167	124VRR	CHANNEL for conduit support - front	1
168	125VRR	CHANNEL for conduit support - rear	1
169	185VRR	CHANNEL for conduit support - intermediate complete with plate for channel VRT/LL and VRT/LH only	1
170	238VRR	BRACKET for conduit channel - short	4
171	237VRR	BRACKET for conduit channel - long	2
172	236VRR	ANGLE support for conduit channel offside	1
173	235VRR	ANGLE support for conduit channel - nearside	1
174	UCS106/10S	SETSCREW	6
175	UCS106/6S	SETSCREW	11
176	1220	WASHER 3/8" Shakeproof	17
177	UCN106	NUT Grade 1	17
178	271VRR	TIE for conduit clamp	1
179	275VRR	BRACKET for conduit clamp	2
180	UCS104/5S	SETSCREW	4
181	233VRR	CLAMP for conduits	17
182	NP/N089/11/6	LOCKNUT	34

Illus. ref.	Part	Description	Quantity per unit
183	233VRR	CLAMP for conduits ) VRT/LL	1
184	274VRR	BOLT shouldered for conduit cable ) VRT/LH	2
185	NP/N089/11/6	LOCKNUT ) only	2
186	265VRR	CLIP pillar for conduits	22
187	UCB104/24S	BOLT	3
188	402MWV	BRACKET for conduit clips	2
189	UCS104/8S	SETSCREW for bracket 403MWV	2
190	278VRR	CLIP pillar 29/32" dia ) For side and	2
191	277VRR	CLIP pillar 11/16" dia ) head harness	4
192	252MWV	BRACKET for conduit clip radiator nearside	1
193	UCB104/16S	BOLT	2
194	258VRR	CLIP for conduit )	1
195	260VRR	DISTANCE-PIECE ) For 1.1/2" conduit	1
196	UCB105/20S	BOLT	1
197	262VRR	BRACKET for cables and conduits on outrigger	1
198	UCS106/7S	SETSCREW	1
199	1220	WASHER 3/8" Shakeproof	1
200	UCN106	NUT Grade 1	1
201	238LHR	BOLT shouldered for conduit clamp	22
202	274VRR	BOLT shouldered for conduit clamp	12
203	273REU	BRACKET clip support	1
204	346REV	BRACKET clip support	1
205	222MWL	BRACKET clip support )	1
206	292VRR	BRACKET support for conduit clips ) Leyland only	1
207	169VRR	BRACKET support - cable conduit )	1
208	265VRR	CLIP for conduit )	20
209	UCB104/14S	BOLT )	2
210	1214	WASHER 1/4" Shakeproof )	7
211	UCN104	NUT Grade 1 ) Gardner only	7
212	UCB104/24S	BOLT )	4
213	UCS104/6S	SCREW )	1

Illus. ref.	Part	Description	Quantity per unit
208	265VRR	CLIP for conduit	28
209	UCB104/14S	BOLT	4
210	1214	WASHER 1/4" Shakeproof	10
211	UCN104	NUT Grade 1	10
212	UCB104/24S	BOLT	5
213	UCS104/6S	SCREW	1
214		SCREW M10 x 12 mm long	2
215		WASHER Shakeproof M10	3
216		WASHER to BS3410 table 3 heavy gauge - 7/16" dia.	1
217		SCREW M10 x 16 mm	1
218	42238/1	TERMINAL amp	18
219	151326/1	CONNECTOR 11 way amp	2
220	AZ17282	SHROUD Ward and Goldstone	2
221	54190547	CONNECTOR cable Lucar ) For cables at alternator	2
222	33470	TERMINAL cable ) - Gardner only	2
223	33470	TERMINAL cable ) For cables at alternator -	2
224	34112	TERMINAL cable ) Leyland only	2
225	176VRR	BOX junction - engine )	1
226	133VRR	COVER for junction box )	1
227	UCS104/4S	SCREW )	4
228	1214	WASHER 1/4" Shakeproof )	4
229	UCN104	NUT Grade 1 )	4
230	BN3/2BA	NUT spiral captive ) only	4
231		SETSCREW 2 B.A. x 3/4" M.S. )	4
232		GROMMET standard insulators No.SIC5311 )	2
233	Y5658/311	PLUG gland C.A.V. )	1
234	112S	CLIP hose BS3628 )	1
205	222MWL	BRACKET for pipe clips )	1
235	242LDL	CLIP pipe )	1
236	UCB104/6S	BOLT )	1
237	UCB104	NUT Grade 1 )	2
238	1214	WASHER Shakeproof )	2
239	247REL	BRACKET for pipe clips ) Engine compartment	1
240	298VRR	CLIP pipe ) - Leyland only	1
241	UCB105/6S	BOLT )	1
242	UCB105	NUT Grade 1 )	1
243	1218	WASHER Shakeproof )	1

Illus. ref.	Part	Description	Quantity per unit
244	297LSV	CLIP pillar )	4
245	UCB104/24S	BOLT ) Engine compartment	1
246	328REL	BRACKET for pipe clips ) - Leyland only	1
247	127VRR/1	HARNESS cable - electrical panel to switch panel	1
ENGINE COMPARTMENT GROUP			
248	155VRR	BRACKET for engine enclosure electrics	1
249	UCS105/5S	SCREW )	4
250	UCN105	NUT Grade 1 ) Bracket to air	4
251	1218	WASHER 5/16" Shakeproof ) cleaner angles	4
252		LAMPHOLDER SBC polished brass GEC 1/2" thread with ring shade	1
253	RP16/16	WASHER fibre	1
254		BULB lamp 24V - 12W double contact SBC	1
255		OUTLET 5 amp 2 pin socket MK List No.50 (supplied in cartons of 5)	1
256		SCREW countersunk 4 B.A. x 7/8" long	2
257		NUT 4 B.A.	2
258	1206	WASHER Shakeproof 4 B.A.	2
259	54190387	HOLDER fuse in line Lucas	1
260	188211	FUSE Lucas	1
261	311VRR	BRACKET mounting door switch	1
262		SWITCH start C.A.V. type 406/1	1
263		SWITCH start C.A.V. type 406A/10	1
264		BLOCK packing C.A.V. 5865/43	1
265		SCREW 2 B.A. x 7/8" (cheese-head)	2
266		SWITCH door - actuated - Burgess TPS2	1
267		SCREW countersunk 4 B.A. x 1.1/8"	2
268	1206	WASHER Shakeproof 4 B.A.	2
269		NUT 4 B.A.	2
270	1210	WASHER Shakeproof 2 B.A.	2
271		UNIT rear light BMAC No. 759/1E/442	2
272	268VRR	PLUG and cable for rear lights	2

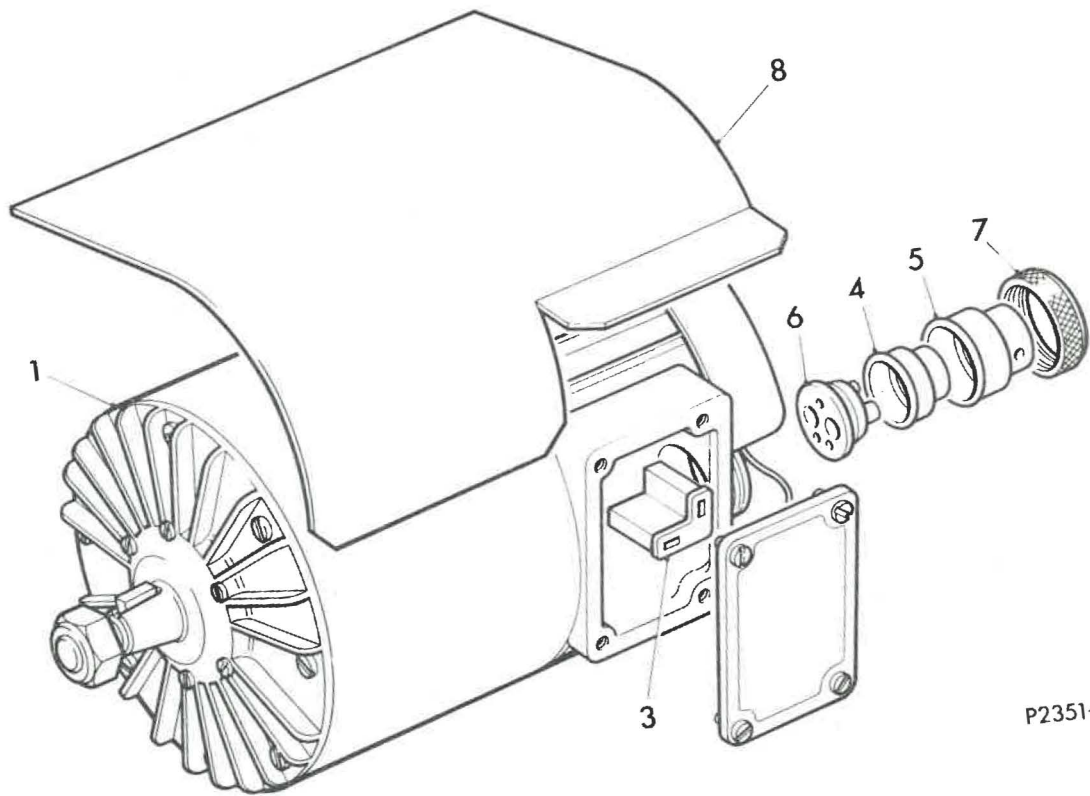
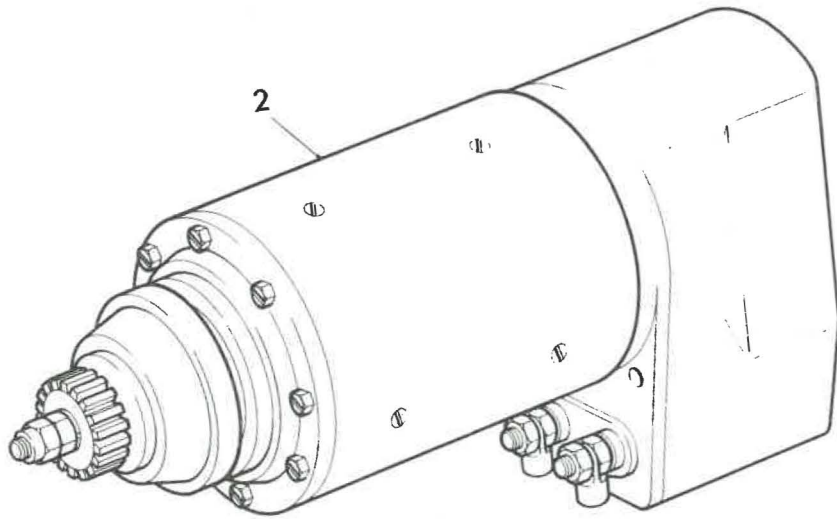
Illus. ref.	Part	Description	Quantity per unit
273	149VRR	HARNESS cable - junction box to nearside rear light socket	1
174	246VRR	SOCKET connector rear light offside	1
275	284LDL	CLIP for cable conduit 5/8" dia. for harness 149VRR	1
276	47VRR	HARNESS cable for engine compartment use with Leyland engine	1
276	52VRR	HARNESS cable for engine compartment use with Gardner engine	1
277		P-CLIP - Permark as 3180/6C )	8
278		WASHER 3/16" dia. ) Plug and cable	8
279		SCREW self-tapping Parker Kalon type 'Z' roundhead No. 10 size x 1/2" long ) 268VRR to stiffness on inside of side panels	8
280	242LDL	CLIP for cable conduit 5/8" dia.	15
281	284LDL	CLIP for cable conduit 5/8" dia.	2
282	283LDL	CLIP for cable conduit 5/8" dia.	7
283	259LDD	CLIP pillar	2
284	UCB104/14S	BOLT	1
285	1214	WASHER 1/4" Shakeproof	10
286	UCN104	NUT Grade 1	10
287	UCS104/5S	SCREW ) Door switch	2
288	UCN104	NUT Grade 1 ) mounting bracket to	2
289	1214	WASHER Shakeproof ) bracket for engine	2
290		WASHER 1/4" plain ) enclosure electrics	2
291	UCS106/6S	SCREW	2
292	1220	WASHER 3/8" Shakeproof	2
293	UCN106	NUT Grade 1	2
294	166VRR	HARNESS cable - rear connecting block to electro pneumatic valves	1
295	363MWV	BRACKET clip support	3
296	252MWV	BRACKET clip support	2
297	UCS104/5S	SCREW	9
298	UCS105/4S	SCREW )	6
299	1218	WASHER 5/16" Shakeproof ) Junction box to bulkhead	6
300	UCN105	NUT Grade 1 )	6



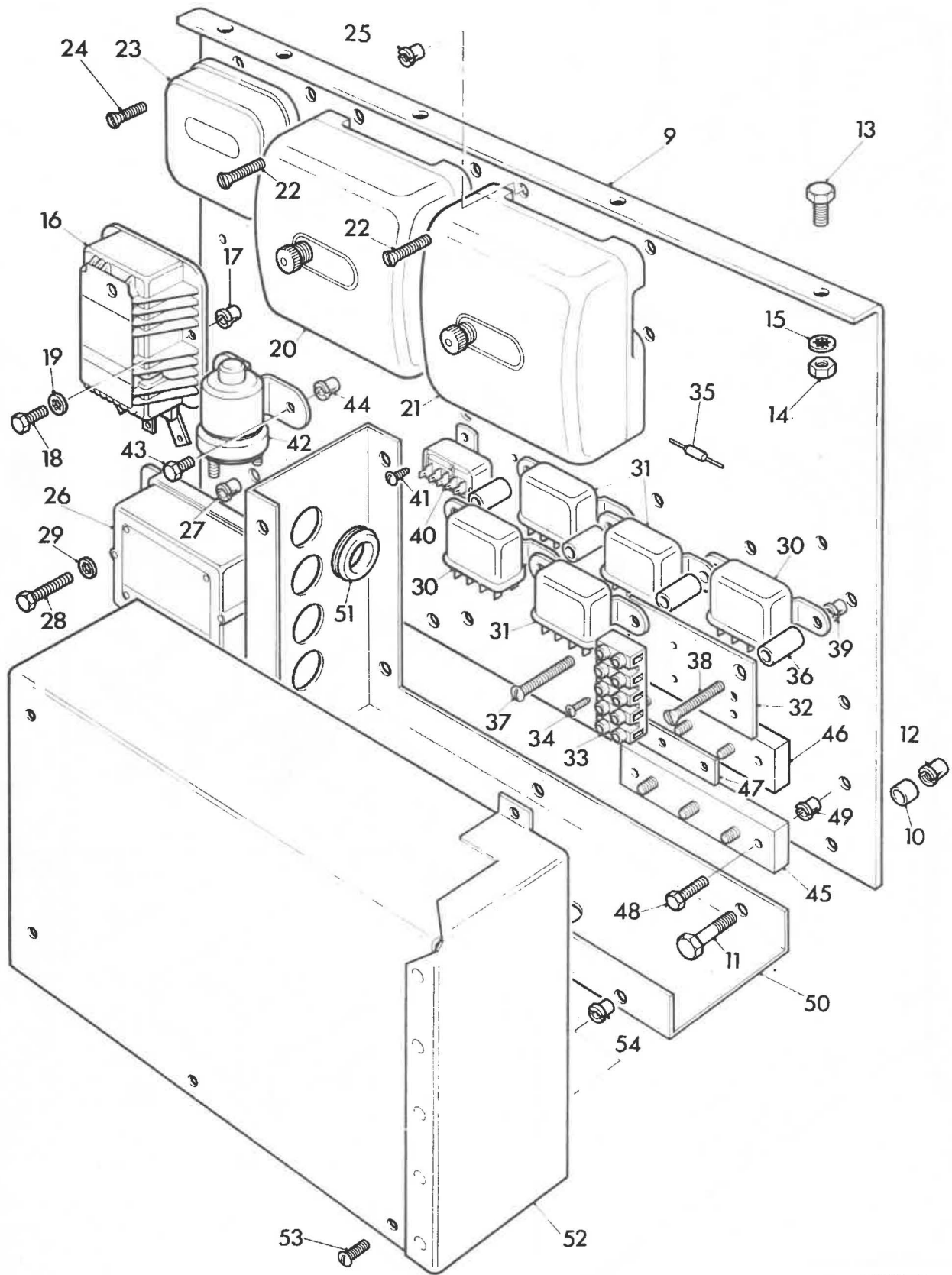
Illus. ref.	Part	Description	Quantity per unit
301	UCS106/7S	SCREW )	3
302	1220	WASHER 3/8" Shakeproof ) Junction box	3
303	UCN106	NUT Grade 1 ) to Z-member	3
304		SCREW 2 B.A. cheesehead x 3/8" long ) Junction box	5
305	1210	WASHER 3/16" Shakeproof ) cover to	5
306		NUT 2 B.A. ) junction box	5
307	289VRR	LEDGE for junction box cover	1
308	UCS104/5S	SCREW ) Ledge to	2
309	1214	WASHER 1/4" Shakeproof ) bulkhead and	2
310	UCN104	NUT Grade ) bracket 291VRR	2
311	291VRR	BRACKET support for conduits	1
312	SNU0531	NUT spire captive )	2
313	302VRR	BOLT special 1/4" UNC ) Cover	2
314		WASHER 1/4" plain BS 3410 Table 5 ) holding	2
315		GROMMET No. SIC 5480-070 )	1
316		GROMMET No. SIC 3713-070 ) Standard	1
317		GROMMET No. SIC 3712-070 ) insulators	1
318		GROMMET No. 6632 )	1
319	281REL/A	BLOCK connection 2 way	1
320	281REL	BLOCK connection 12 way	4
321		SCREW 4 B.A. cheese-head x 3/4" long	9
322	1206	WASHER 1/8" Shakeproof	9
323		NUT 4 B.A.	9
324		GROMMET No. SIC 666-070 standard insulators	1
325	161VRR	HARNESS cable - translator to rear connection block (cables to electro pneumatic valves)	1
326	163VRR	HARNESS cable - rear connection block to translator	1
327	164VRR	HARNESS cable - transducer to translator	1
328	293VRR	HARNESS cable to single unit electro pneumatic valve	1
329	294VRR	HARNESS cable for low air pressure switch	1
330		SWITCH for reversing light - Westinghouse No. Z74602	1
331		GROMMET No. SIC 3710-070 standard insulators for speedometer generator cables	1

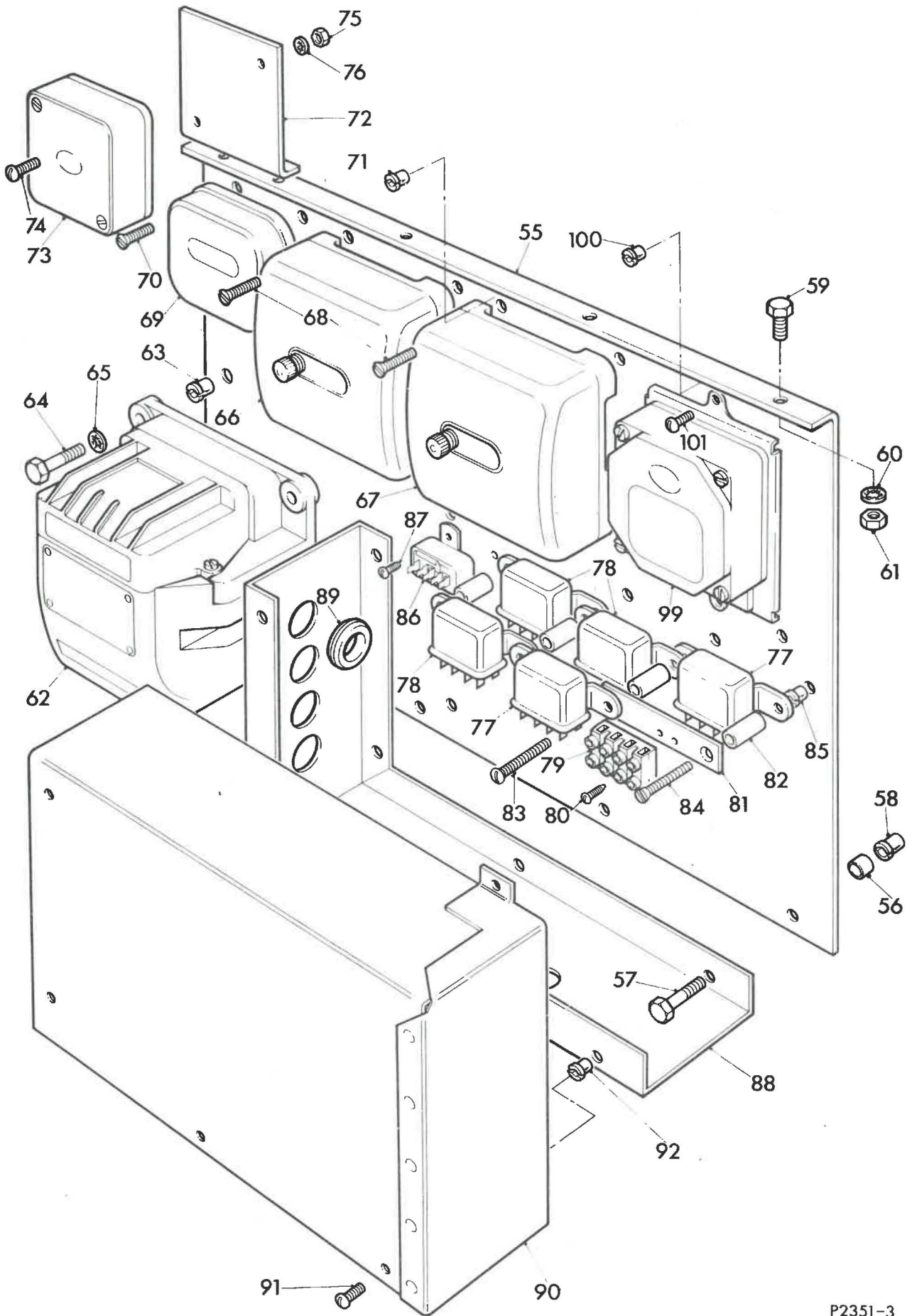


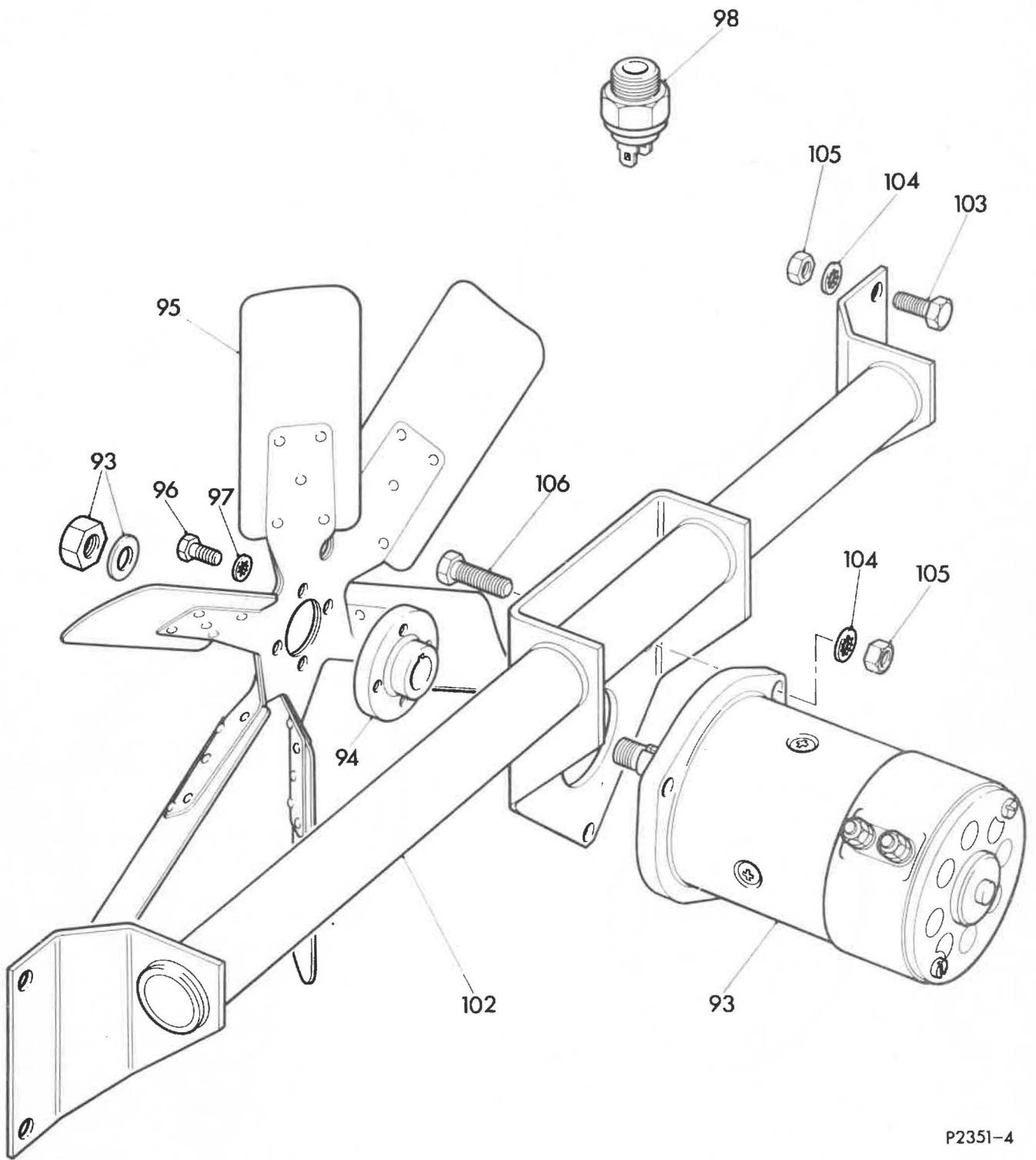
Illus. ref.	Part	Description	Quantity per unit
332	54VRR	BOX junction sub assembly	1
333	SBV1691	STUD latch spire	1
334	490VRY	LATCH spring	1
335		SCREW 2 B.A. hexagonal head x 3/8" long	2
336		SCREW 2 B.A. hexagonal head x 1/2" long	1
337	516LDJ	DISTANCE-PIECE	1
338		WASHER plain 2 B.A.	as reqd.
339		NUT plain 2 B.A.	2
340		WASHER Shakeproof 2 B.A.	3
341	173VRR	COVER for junction box	1
BATTERY ISOLATION SWITCH GROUP			
342		SWITCH battery isolation C.A.V. 444C-3M despatch No. 1831C912	1
343	UCB104/12S	BOLT	3
344	1214	WASHER 1/4" Shakeproof	3
345	UCN104	NUT Grade 1	3
346	109VRB	HOLDER for isolation switch and booster socket	1
347	UCS106/7S	SETSCREW	4
348	1220	WASHER 3/8" Shakeproof	4
349	UCN106	NUT Grade 1	4
350		GROMMET No. SIC 3717-070	4

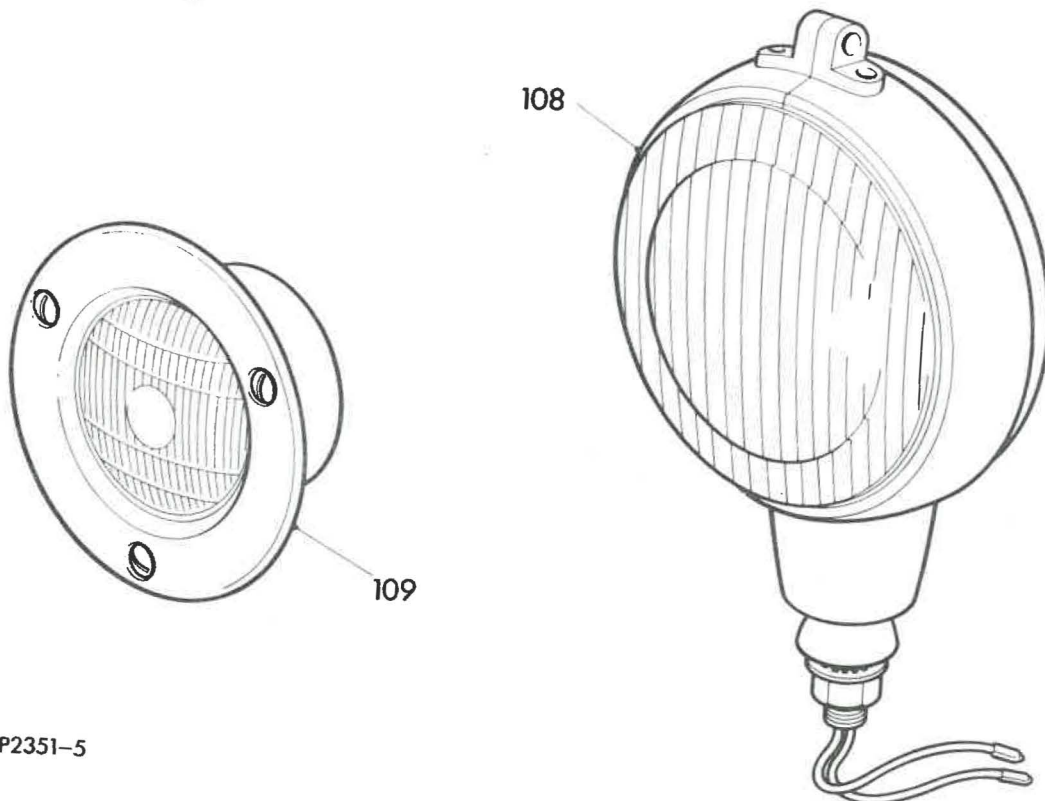
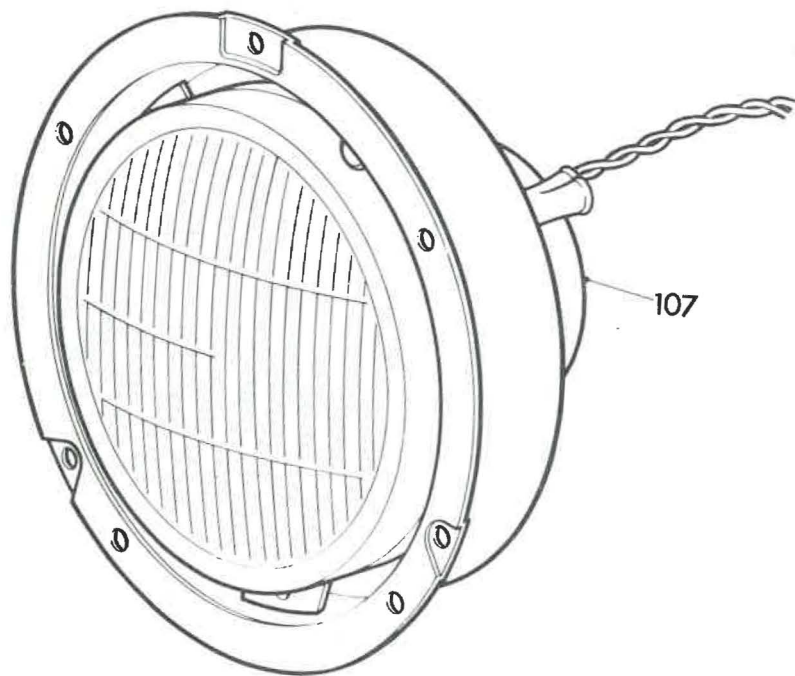


P2351-1

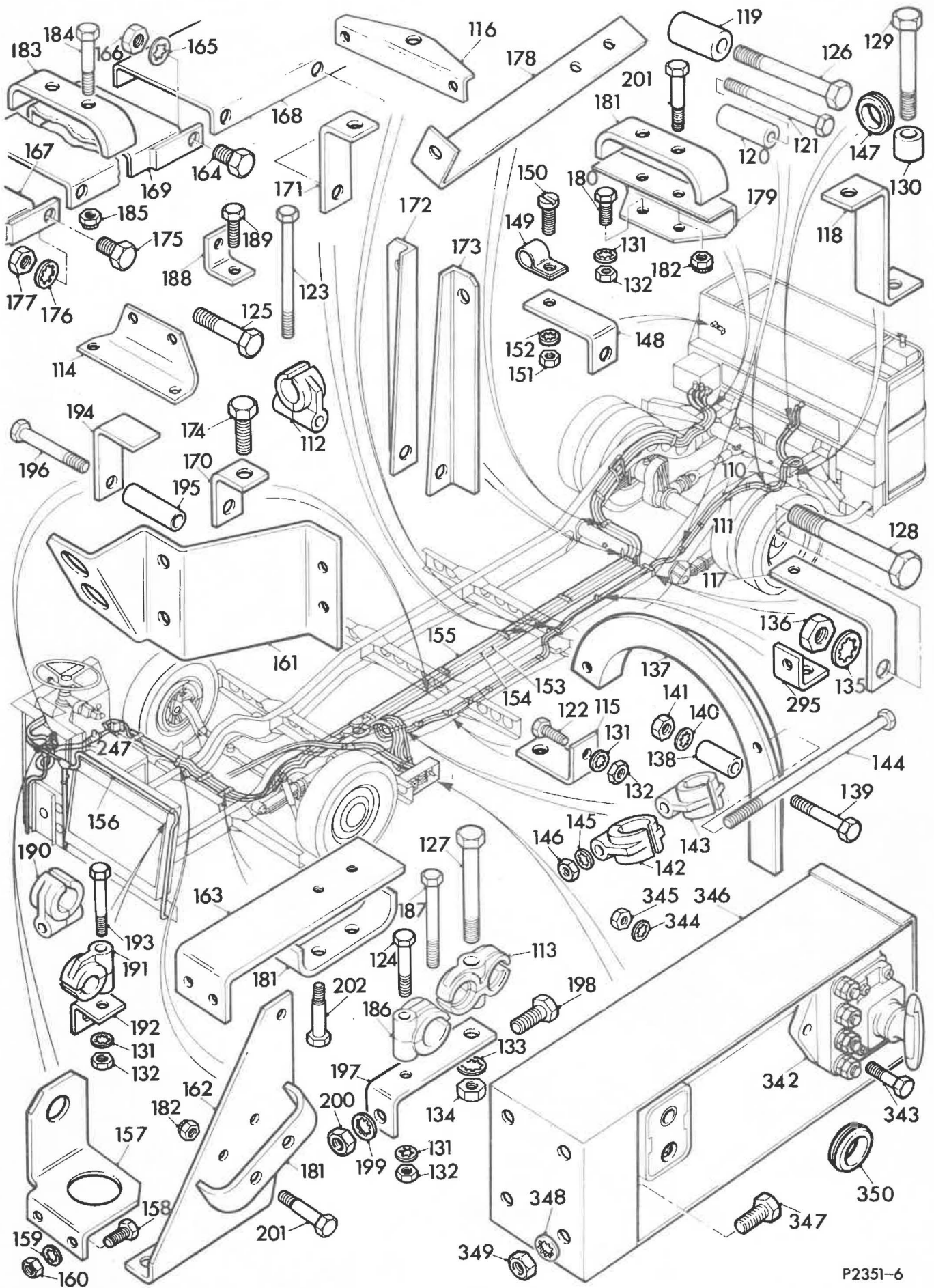


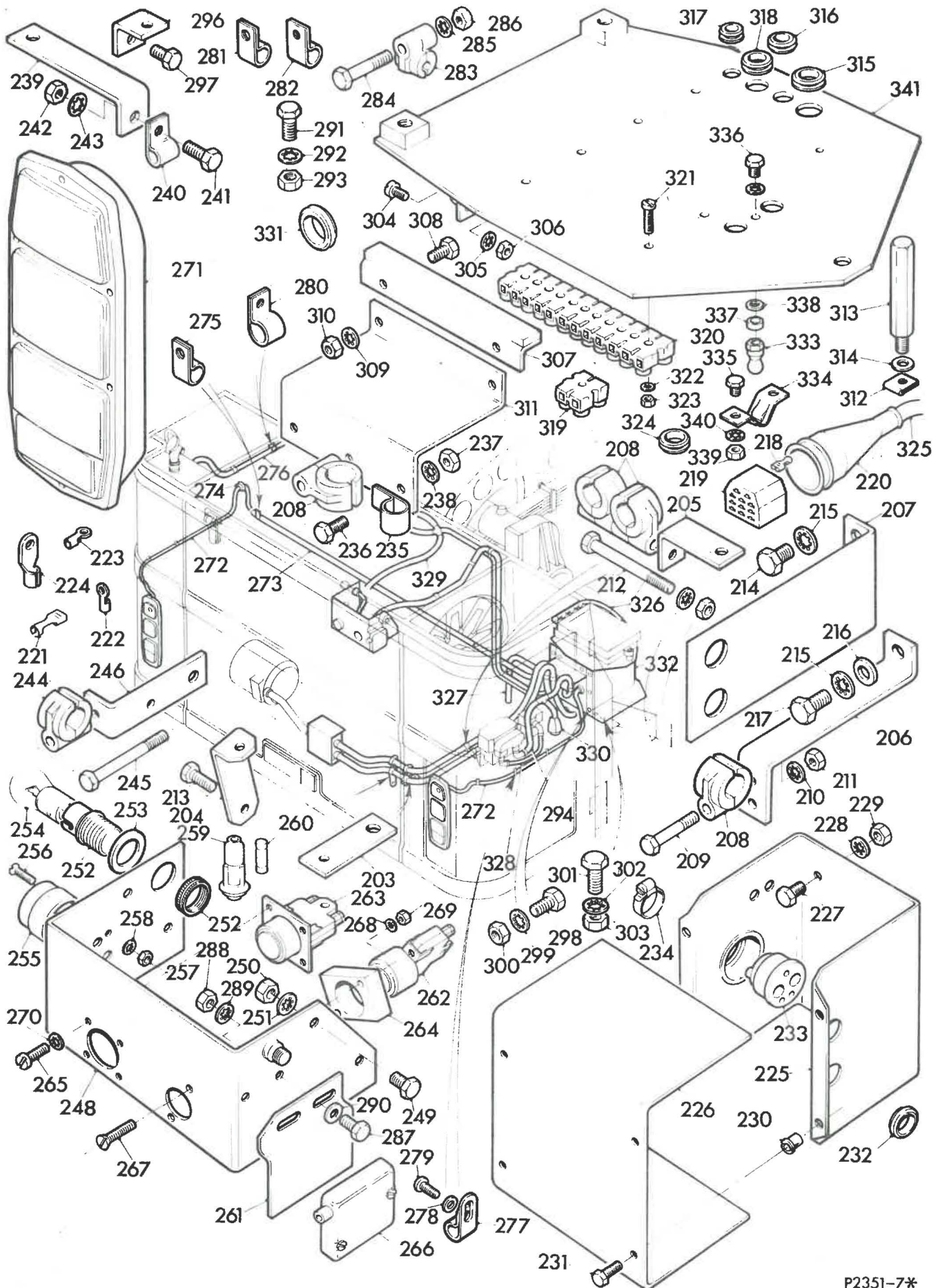






P2351-5





Illus. ref.	Part	Description	Quantity per unit
Sub Group H			
ELECTRICAL EQUIPMENT UNIT			
ALTERNATOR AND STARTER GROUP (GARDNER ENGINE ONLY)			
1	AC203/060/24-5	ALTERNATOR C.A.V.	1
2	114BR	STARTER C.A.V. U6.24B.13	1
3	X6220-247	HOUSING Lucas	1
4	W5998/22M	FERRULE inner C.A.V.	1
5	W5998/22N	FERRULE inner C.A.V.	1
6	Y5658/311	PLUG gland C.A.V.	1
7	5658/339	NUT C.A.V.	1
8	110VRR 5549/447	SHIELD drip BOOT rubber CAV	1 2
CONTROL UNIT GROUP			
LEYLAND ENGINE			
9	153VRR	PANEL for electrical auxiliaries	1
10	408MWV	DISTANCE-PIECE	4
11	UCB104/14S	BOLT )	4
12	BN41/1/4"-20 UNC	) Panel-bottom fixing NUT spiral blind captive )	4
13	UCS104/4S	SETSCREW )	5
14	UCN104	NUT Grade 1 ) Panel-top fixing	5
15	1214	WASHER 1/4" Shakeproof )	5
16		REGULATOR - Butec Type R.1	1
17	BN31/2BA	NUT spiral bland captive )	2
18		SETSCREW 2 B.A. x 5/8" long ) hexagonal head ) Regulator to panel	2
19	1210	WASHER Shakeproof 2 B.A. )	2
20	207VRL	FUSE-BOX	1
21		FUSE-BOX CAV type ML	1
22		SETSCREW 2 B.A. x 1.1/8" long 90° countersunk head	8
23		BUZZER 24V Westinghouse Part No. DK29/2	1
24		SETSCREW 2 B.A. x 7/8" long 90° countersunk head	2

Illus. ref.	Part	Description	Quantity per unit
25	BN31/2BA	NUT spiral blind captive	10
26		RELAY reverse polarity and pulse clipper - Butec RP/4	1
27	BN31/2BA	NUT spiral blind captive )	2
28		SETSCREW 2 B.A. x 1/2" long ) Reverse polarity hexagonal head ) relay to panel	2
29	1210	WASHER 3/16" Shakeproof )	2
30	33320	RELAY Lucas Despatch starter protection and inhibition up to: VRT/SL3/1449	2
30	10904405	RELAY I T T for starter lockout - from: VRT/SL3/1450	1
31	33261	RELAY Lucas Despatch horn stoplight engine stop	3
32	282VRR	PLATE mounting for cold start relay	1
33	281REL/D	BLOCK connecting 5-way	1
34		SCREW Parker Kalon Type 'Z' 5/8" long x 4 round-head	1
35		DIODE Type iTT IN4003	1
36	209VRR	DISTANCE-PIECE	4
37		SETSCREW 2 B.A. x 2" long round head	3
38		SETSCREW 2 B.A. x 2" long countersunk head	1
39	BN31/2BA	NUT spiral captive	4
40	BR2300/40	STABILIZER rationalised voltage 24V Smiths Industries Limited	1
41		SCREW Parker Kalon Type 'Z' 1/4" large x 8 round-head	2
42	76732	RELAY starter C.A.V. 2 st	1
43		SETSCREW 2 B.A. x 1/2" hexagonal head	2
44	BN31/2BA	NUT spiral captive	2
45	826355	BLOCK terminal	1
46	10868163	BLOCK terminal	1
47	10868162	LINK connecting	1
48		SETSCREW 2 B.A. x 1" long hexagonal head	4
49	BN31/2BA	NUT spiral blind captive	4
50	154VRR	PLATE end for relay cover	1
51		GROMMET SIC 676 060	4
52	284VRR	COVER for relays	1
53		SETSCREW 2 B.A. x 5/8" round head	5
11	UCB104/10S	BOLT	4
10	275WU	DISTANCE-PIECE	4
54	BN31/2BA	NUT spiral blind captive	5

Illus. ref.	Part	Description	Quantity per unit
<b>GARDNER ENGINE</b>			
55	170VRR	PANEL for electrical auxiliaries Up to: VRT/SL3/1449 - VRT/LL3/144	1
55	196VRR	PANEL for electrical auxiliaries From: VRT/SL3/1450 - VRT/LL3/145	1
56	408MWV	DISTANCE PIECE )	4
57	UCB104/14S	BOLT )	4
58	BN41/1/4" - 20UNC	) Panel - bottom fixing NUT spiral bund captive )	4
59	UCS104/4S	SETSCREW )	5
60	1214	WASHER 1/4" Shakeproof )	5
61	UCN104	NUT Grade 1 )	5
62		BOARD control C.A.V. 460C-3	1
63	BN41/1/4" 20UNC	NUT spiral blind captive )	3
64	UCB104/14S	BOLT )	3
65	1214	WASHER 1/4" Shakeproof )	3
66	207VRL	FUSE-BOX	1
67		FUSE-BOX CAV type ML	1
68		SETSCREW 2B.A. x 1.1/8" long 90° countersunk head	8
69		BUZZER 24V Westinghouse Part No. DK29/2	1
70		SETSCREW 2 B.A. x 7/8" long 90° countersunk head	2
71	BN3/2BA	NUT spiral blind captive	10
72	213VRR/1	BRACKET for fast fuse	1
73		FAST-FUSE C.A.V. type 448-2M	1
74		SETSCREW 2 B.A. x 3/4" round head	2
75		NUT 2 B.A.	1
76	1210	WASHER 3/16" Shakeproof	2
77	33320	RELAY Lucas Despatch starter protection and inhibition Up to: VRT/SL3/1449	2
77	10904405	RELAY I T T for starter lockout - From: VRT/SL3/1450	1
78	33261	RELAY Lucas Despatch horn stop light engine stop	3
79	281REL/C	BLOCK connecting 4 block - Up to: VRT/SL3/1449	1
80		SCREW Parker Kalon Type 'Z' 5/8" long x 4 round head	1
81	212VRR	PLATE for terminal block mounting	1
82	209VRR	DISTANCE-PIECE	3



Illus. ref.	Part	Description	Quantity per unit
83		SETSCREW 2 B.A. x 2" long round head	2
84		SETSCREW 2 B.A. x 2" long countersunk head	1
85	BN31/2BA	NUT spiral captive	4
86	BR2 300/40	STABILIZER rationalised voltage 24V Smiths Industries Ltd.	1
87		SCREW Parker Kalon Type 'Z' 1/4" long x 8 round head	2
88	154VRR	PLATE end for relay cover	1
89		GROMMET SIC 676.060	4
90	284VRR	COVER for relays	1
91		SETSCREW 2 B.A. x 5/8" round head	5
57	UCB104/10S	BOLT	4
56	275WU	DISTANCE-PIECE	4
92	BN31/2BA	NUT spiral blind captive	5
93		MOTOR fan make from Motor to C.A.V. symbol No. TM4524/39 Drawing No. VN62/4398	1
94	308REV	ADAPTER fan blade	1
95		FAN - 18" dia. 6 bladed narrow type assembly Wilmot Breedon No. 11/16026 Range 146-1	1
96	UFS104/5S	SCREW )	4
97	1214	WASHER 1/4" Shakeproof ) Fan to adapter	4
98	FJC1002/01	SWITCH Smiths thermostatic final assembly	1
99	1877530	RELAY C.A.V. type 405/3	1
	54190387	HOLDER fuse Lucas )	1
	188206	FUSE 5 amp Lucas ) Fan relay circuit	1
100	BN31/2BA	NUT spirol blind captive ) Fan relay	2
101		SETSCREW 2 B.A. x 1/2" long round head ) to panel	2
102	183VRR	TUBE fan support	1
103	UCS106/7S	SCREW ) Fan motor to	4
104	1220	WASHER 3/8" Shakeproof ) bracket and	7
105	UCN106	NUT Grade 1 ) support tube	7
106	UCS106/10S	SCREW ) to radiator	3
LAMP GROUP			
107	241BRND	HEAD-LAMP C.A.V. flush fitting type VF107/22 fitted with 24V pre-focus double filament 54/44W Lucas bulb No. 437 Despatch No.51440	2

Illus. ref.	Part	Description	Quantity per unit
108		FOG-LAMP Lucas CFT 12 complete with 24V 44W bulb No. 330 Despatch No. 55370	2
109		SIDELAMP VF46/15 (Lucas) complete with 24V - 6W bulb Despatch No. 54057502	2
STARTER CABLE FITTINGS GROUP			
GARDNER ONLY			
110		CABLE isolation switch to starter - positive 1-61/1.13 x 25' 4" 7.722m	1 ) VRT/LL/3
111		CABLE isolation switch to starter - negative 1-61/1.13 x 25' 4" 7.722m	1 ) VRT/LH/3 1 ) only
110		CABLE isolation switch to starter - positive 1-61/1.13 x 23' 0" 7.010m	1 ) VRT/SL/3
111		CABLE isolation switch to starter - negative 1-61/1.13 x 23' 0" 7.010m	1 ) only
LEYLAND ONLY			
110		CABLE - isolation switch to starter - positive 1-61/1.13 x 25' 4" 7.722m	1 ) VRT/LL/3
111		CABLE - isolation switch to starter - negative 1-61/1.13 x 25' 4" 7.722m	1 ) VRT/LH/3 1 ) only
110		CABLE - isolation switch to starter - positive 1-61/1.13 x 23' 0" 7.010m	1 ) VRT/SL/3
111		CABLE - isolation switch to starter - negative 1-61/1.13 x 23' 0" 7.010m	1 ) only
112	188WQ/5	CLIP pillar	8
113	60PL/6	CLIP pillar starter cable	38
114	209VRB	BRACKET for clips (cables and conduits)	1
115	222MWL	BRACKET for clip	3
116	263VRR	BRACKET for clip	1
117	264VRR	BRACKET for clip	1
118	269VRR	BRACKET for clip	1
119	357LSW	DISTANCE-PIECE	1
120	274WU	DISTANCE-PIECE	1
121	UCB104/30S	BOLT	2
122	UCS104/7S	SETSCREW	4



Illus. ref.	Part	Description	Quantity per unit
123	UCB104/32S	BOLT	1
124	UCB104/16S	BOLT	2
125	UCB106/16S	BOLT	12
126	UCB106/30S	BOLT	1
127	UCB106/28S	BOLT	1
128	UCB108/32S	BOLT	1
129	UCB106/24S	BOLT	1
130	421LDU	DISTANCE-PIECE	1
131	1214	WASHER 1/4" Shakeproof	11
132	UCN104	NUT Grade 1	11
133	1220	WASHER 3/8" Shakeproof	14
134	UCN106	NUT Grade 1	14
135	1224	WASHER 1/2" Shakeproof	1
136	UCN108	NUT Grade 1	1
137	140VRR	BRACKET for electrical conduit and starter cable	1
138	222VRV	DISTANCE-PIECE	2
139	UCB105/16S	BOLT	2
140	1218	WASHER 5/16" Shakeproof	2
141	UCN105	NUT Grade 1	2
142	265VRR	CLIP for conduits	8
145	1214	WASHER 1/4" Shakeproof	2
146	UCN104	NUT Grade 1	2
147		GROMMET SIC.672-2 starter cables at Z member	2
148	279REL	BRACKET clip )	1
149	L83/1	CLIP Clayton )Plug and	1
150		SCREW 2 B.A. x 7/8" long cheese head )cable	2
151		NUT 2 B.A. )rear lights	2
152	1210	WASHER 2 B.A. Shakeproof )	2
153	44VRR	HARNESS cable - main - VRT/SL3 only to (1449)	1
153	88VRR	HARNESS cable - main - VRT/SL3 only from (1450)	1
154	45VRR	HARNESS cable - positive ) Leyland	1
155	46VRR	HARNESS cable - negative ) VRT/SL/3 only	1
154	51VRR	HARNESS cable - positive ) Gardner	1
155	50VRR	HARNESS cable - negative ) VRT/SL/3 only	1
	310REU	BRACKET clip )	2
	UCB104/28S	BOLT ) Starter cables over frame	2
	285REL	BRACKET clip starter cable over isolation switch	1

Illus. ref.	Part	Description	Quantity per unit
	AS/4580/3	CLIP Nylastic )	1
	2 BA x 1/2"	SCREW )	1
	1210	WASHER 3/16" Shakeproof )	1
	2 BA	NUT )	1
156	72VRR/1	HARNES - side head and fog lamps and radiator fan and switch Gardner only	1
153	60VRR	HARNES cable - main - VRT/LL/3 only to (144)	1
153	90VRR	HARNES cable - main - VRT/LL/3 only from (145)	1
154	58VRR	HARNES cable - positive ) Leyland VRT/LL/3	1
155	59VRR	HARNES cable - negative ) VRT/LH/3 only	1
154	56VRR	HARNES cable - positive ) Gardner VRT/LL/3	1
155	57VRR	HARNES cable - negative ) VRT/LH/3 only	1
156	23VRR/1	HARNES cable - side-fog and headlamps - Leyland only	1
157	261VRR	BRACKET for conduits	1
158	UCS104/5S	SETSCREW	2
159	1214	WASHER 1/4" Shakeproof	2
160	UCN104	NUT Grade 1	2
161	130VRR	BRACKET conduit mounting	1
162	251VRR	BRACKET for vent pipe and conduit support	1
163	279VRR	BRACKET for conduit support	3
164	UCS106/6S	SETSCREW ) VRT/LL	2
165	1220	WASHER 3/8" Shakeproof ) and VRT/LH	2
166	UCN106	NUT Grade 1 ) only	2
167	124VRR	CHANNEL for conduit support - front	1
168	125VRR	CHANNEL for conduit support - rear	1
169	185VRR	CHANNEL for conduit support - intermediate complete with plate for channel VRT/LL and VRT/LH only	1
170	238VRR	BRACKET for conduit channel - short	4
171	237VRR	BRACKET for conduit channel - long	2
172	236VRR	ANGLE support for conduit channel offside	1
173	235VRR	ANGLE support for conduit channel - nearside	1
174	UCS106/10S	SETSCREW	6
175	UCS106/6S	SETSCREW	11
176	1220	WASHER 3/8" Shakeproof	17
177	UCN106	NUT Grade 1	17
178	271VRR	TIE for conduit clamp	1
179	275VRR	BRACKET for conduit clamp	2
180	UCS104/5S	SETSCREW	4
181	233VRR	CLAMP for conduits	17
182	NP/N089/11/6	LOCKNUT	34



Illus. ref.	Part	Description	Quantity per unit
183	333VRR	CLAMP for conduits ) VRT/LL	1
184	UCB104/14S	BOLT for conduit cable ) VRT/LH	2
185	NP/N089/11/6 332VRR	LOCKNUT ) SPACER ) only	2 2
186	265VRR	CLIP pillar for conduits	22
187	UCB104/24S	BOLT	3
188	403MWV	BRACKET for conduit clips	2
189	UCS104/8S	SETSCREW for bracket 403MWV	2
190	278VRR	CLIP pillar 29/32" dia ) For side and	2
191	277VRR	CLIP pillar 11/16" dia ) head harness	4
192	252MWV	BRACKET for conduit clip radiator nearside	1
193	UCB104/T6S	BOLT	2
194	258VRR	CLIP for conduit )	1
195	260VRR	DISTANCE-PIECE ) For 1.1/2" conduit	1
196	UCB105/20S	BOLT	1
197	262VRR	BRACKET for cables and conduits on outrigger	1
198	UCS106/7S	SETSCREW	1
199	1220	WASHER 3/8" Shakeproof	1
200	UCN106	NUT Grade 1	1
201	UCB104/14S	BOLT )	22
202	UCB104/12S	BOLT ) For conduit clamps	6
	UCB104/16S	BOLT )	6
203	273REU	BRACKET clip support	1
204	346REV	BRACKET clip support	1
205	222MWL	BRACKET clip support )	1
206	292VRR	BRACKET support for conduit clips ) Leyland only	1
207	169VRR	BRACKET support - cable conduit )	1
208	265VRR	CLIP for conduit )	20
209	UCB104/14S	BOLT )	2
210	1214	WASHER 1/4" Shakeproof )	7
211	UCN104	NUT Grade 1 ) Gardner only	7
212	UCB104/24S	BOLT )	4
213	UCS104/6S	SCREW )	1
	222MWL	BRACKET for pipe clips )	1
	242LDL	CLIP 5/8" dia for conduit	3
	332VRR	SPACER	34
	333VRR	CLAMP	17

Illus. ref.	Part	Description	Quantity per unit
208	265VRR	CLIP for conduit )	28
209	UCB104/14S	BOLT )	4
210	1214	WASHER 1/4" Shakeproof )	10
211	UCN104	NUT Grade 1 )	10
212	UCB104/24S	BOLT )	5
213	UCS104/6S	SCREW ) Leyland	1
214		SCREW M10 x 12 mm long ) only	2
215		WASHER Shakeproof M10 )	3
216		WASHER to BS 3410 table 3 heavy gauge - )	
		7/16" dia. )	1
217		SCREW M10 x 16 mm )	1
218	42238/1	TERMINAL amp	18
219	151326/1	CONNECTOR 11 way amp	2
220	AZ17282	SHROUD Ward and Goldstone	2
221	54190547	CONNECTOR cable Lucar ) For cables at alternator	2
222	33470	TERMINAL cable ) - Gardner only	2
223	33470	TERMINAL cable ) For cables at alternator -	2
224	34112	TERMINAL cable ) Leyland only	2
225	176VRR	BOX junction - engine )	1
226	133VRR	COVER for junction box )	1
227	UCS104/4S	SCREW )	4
228	1214	WASHER 1/4" Shakeproof )	4
229	UCN104	NUT Grade 1 )	4
		) Gardner	
230	BN31/2BA	NUT spiral captive ) only	4
231		SETSCREW 2 B.A. x 3/4" M.S. )	4
		)	
232		GROMMET standard insulators No. SIC5311 )	2
233	Y5658/311	PLUG gland C.A.V. )	1
234	112S	CLIP hose BS 3628 )	1
205	222MWL	BRACKET for pipe clips )	2
235	242LDL	CLIP pipe )	1
236	UCB104/6S	BOLT )	1
237	UCB104	NUT Grade 1 )	2
238	1214	WASHER Shakeproof )	2
		)	
239	247REL	BRACKET for pipe clips )	1
240	298VRR	CLIP pipe ) Engine compartment	1
241	UCB105/6S	BOLT ) - Leyland only	1
242	UCB105	NUT Grade 1 )	1
243	1218	WASHER Shakeproof )	1

Illus. ref.	Part	Description	Quantity per unit
244	297LSV	CLIP pillar )	4
245	UCB104/24S	BOLT ) Engine compartment	1
246	328REL	BRACKET for pipe clips ) - Leyland only	1
247	127VRR/1	HARNESS cable - electrical panel to switch panel	1
ENGINE COMPARTMENT GROUP			
248	689VRY	BRACKET for engine enclosure electrics	1
249	UCS105/5S	SCREW )	4
250	UCN105	NUT Grade 1 ) Bracket to air	4
251	1218	WASHER 5/16" Shakeproof ) cleaner angles	4
252		LAMPHOLDER SBC polished brass GEC 1/2" thread with ring shade	1
253	RP16/16	WASHER fibre	1
254		BULB lamp 24V - 12W double contact SBC	1
255		OUTLET 5 amp 2 pin socket MK List No.50 (supplied in cartons of 5)	1
256		SCREW countersunk 4 B.A. x 7/8" long	2
257		NUT 4 B.A.	2
258	1206	WASHER Shakeproof 4 B.A.	2
259	54190387	HOLDER fuse in line Lucas	1
260	188211	FUSE Lucas	1
261	526VRY	BRACKET mounting door switch )	1
266		SWITCH door actuated - Burgess TPS2 )	1
		SCREW countersunk 4 BA x 1.1/8" ) Up to:	2
268	1206	WASHER Shakeproof 4 BA ) VRT/SL3/1449	2
269		NUT 4 BA )	2
261	544VRY	BRACKET mounting door switch )	1
266	25/505537	SWITCH door (Daimler Part) Arrow No. ) From: 95A/05A/33 ) VRT/SL3/1450	1
262		SWITCH start CAV Type 406/1	1
263		SWITCH start CAV Type 406A/10	1
264		BLOCK packing CAV 5865/43	1
	326VRR	DISTANCE PIECE for packing block	2
265		SCREW 2 BA cheese head	2
270	1210	WASHER 2 BA Shakeproof	2
271		UNIT rear light BMAC No. 759/1E/442	2

Illus. ref.	Part	Description	Quantity per unit
272	268VRR	PLUG and cable for rear lights	2
273	149VRR/1	HARNESS cable - junction box to nearside rear light socket	1
274	246VRR	SOCKET connector rear light offside	1
275	284LDL	CLIP for cable conduit 5/8" dia for harness 149VRR/1	1
276	47VRR	HARNESS cable ) Engine compartment) up to VRT/SL3/1449	1
	87VRR	HARNESS cable ) Leyland engine ) from VRT/SL3/1450	1
276	52VRS	HARNESS cable) Engine compartment - up to VRT/ ) Gardner SL3/1449	1
	89VRS	HARNESS cable) engine - from VRT/SL3/1450	1
277		P-CLIP - Permark as AS3180/6C )	10
278		WASHER 3/16" dia. ) Plug and cable	10
279		SCREW self-tapping Parker Kalon ) 268VRR to	
		type 'Z' roundhead No. 10 size ) stiffness on inside	
		x 1/2" long ) of side panels	8
		NUT 4 BA )	2
280	242LDL	CLIP for cable conduit 5/8" dia.	12
281	284LDL	CLIP for cable conduit 5/8" dia.	5
282	283LDL	CLIP for cable conduit 5/8" dia.	7
283	259LDD	CLIP pillar	2
284	UCB104/14S	BOLT	1
285	1214	WASHER 1/4" Shakeproof	10
286	UCN104	NUT Grade 1	10
287	UCS104/5S	SCREW ) Door switch	2
288	UCN104	NUT Grade 1 ) mounting bracket to	2
289	1214	WASHER Shakeproof ) bracket for engine	2
290		WASHER 1/4" plain ) enclosure electrics	2
291	UCS106/6S	SCREW	2
292	1220	WASHER 3/8" Shakeproof	2
293	UCN106	NUT Grade 1	2
294	166VRR	HARNESS cable rear connections block to electro pneumatic valves - up to VRT/SL3/1665 - VRT/LL3/144	1
294	197VRR	HARNESS cable) on and) VRT/SL3/1666	1
	440VRH	BRACKET cup ) from ) VRT/LL3/145	1
295	363MWV	BRACKET clip support	3
296	252MWV	BRACKET clip support	2



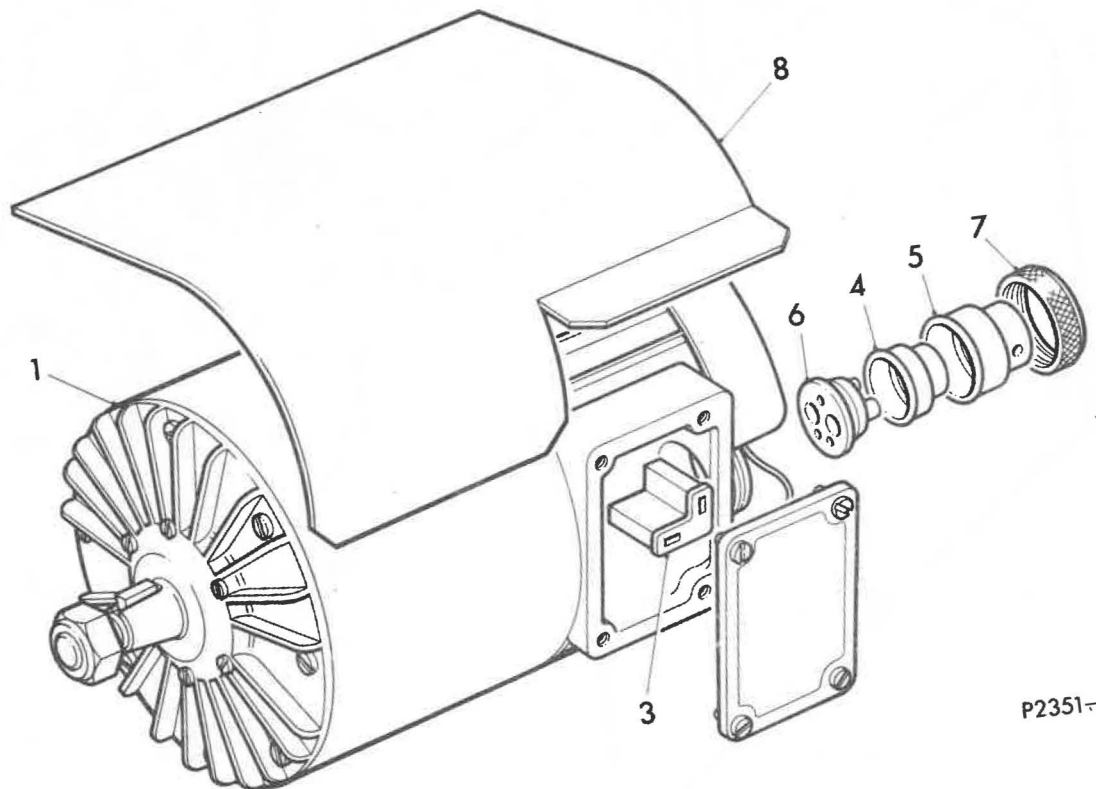
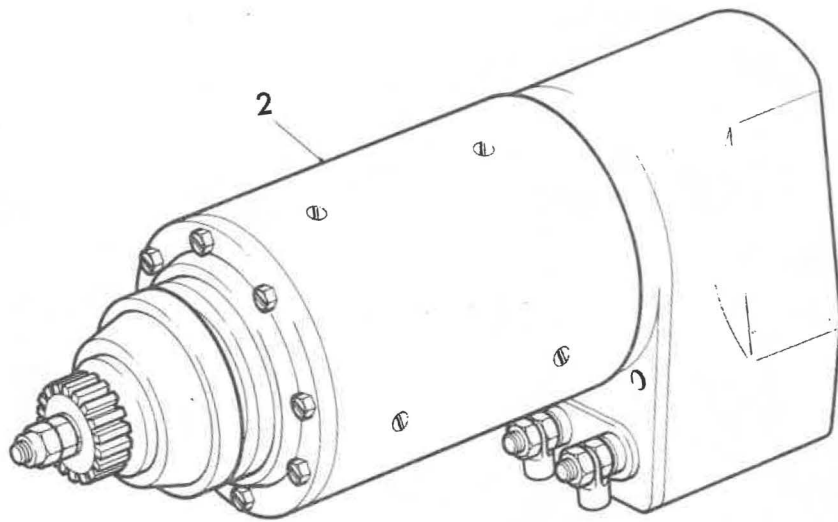
PL 301925

Illus. ref.	Part	Description	Quantity per unit
297	UCS104/5S	SCREW	9
298	UCS105/4S	SCREW	6
299	1218	WASHER 5/16" Shakeproof	6
300	UCN105	NUT Grade 1	6
		) Junction box to bulkhead	
301	UCS106/7S	SCREW	3
302	1220	WASHER 3/8" Shakeproof	3
303	UCN106	NUT Grade 1	3
		) Junction box to Z-member	
304		SCREW 2 B.A. cheesehead x 3/8" long	5
305	1210	WASHER 3/16" Shakeproof	5
306		NUT 2 B.A.	5
		) Junction box cover to junction box	
307	289VRR	LEDGE for junction box cover	1
308	UCS104/5S	SCREW	2
309	1214	WASHER 1/4" Shakeproof	2
310	UCN104	NUT Grade	2
		) Ledge to bulkhead and bracket 291VRR	
311	291VRR	BRACKET support for conduits	1
315		GROMMET No. SIC 5480-070	1
316		GROMMET No. SIC 3713-070	1
317		GROMMET No. SIC 3712-070	1
318		GROMMET No. 6632	1
		) Standard insulators	
319	281REL/A	BLOCK connection 2 way	1
320	281REL	BLOCK connection 12 way	4
321		SCREW 4 B.A. cheese-head x 3/4" long	9
322	1206	WASHER 1/8" Shakeproof	9
323		NUT 4 B.A.	9
324		GROMMET No. SIC 666-070 standard insulators	1
325	161VRR	HARNESS cable - translator to rear connection block (cables to electro pneumatic valves)	1
326	163VRR	HARNESS cable - rear connection block to translator	1
327	164VRR	HARNESS cable - transducer to translator	1
328	293VRR	HARNESS cable to single unit electro pneumatic valve (up to VRT/SL3/1246 - VRT/LL3/144)	1
330		SWITCH for reversing light - Westinghouse No. 274602	1
331		GROMMET No. SIC 3710-070 standard insulators for speedometer generator cables	1

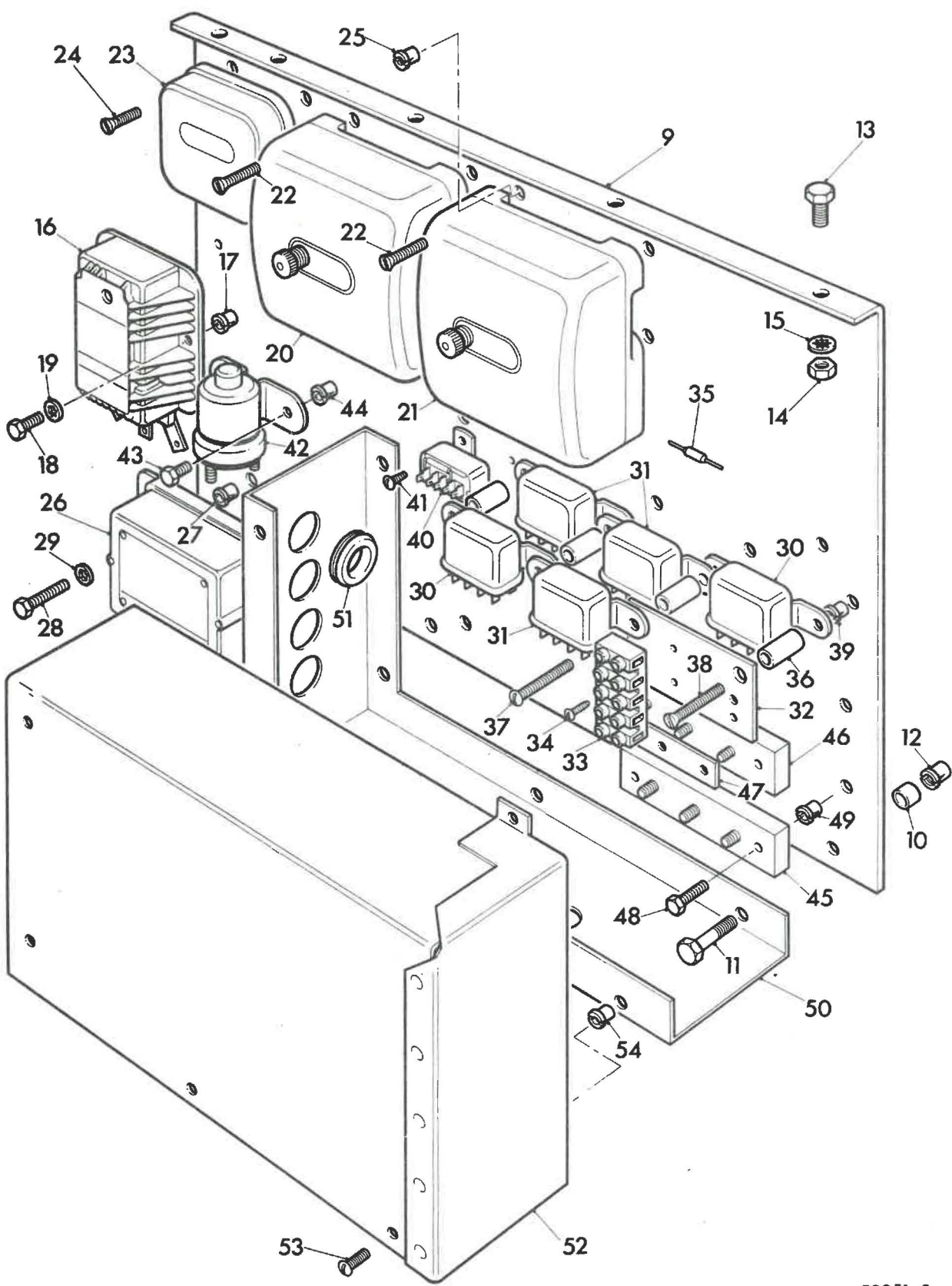
Illus. ref.	Part	Description	Quantity per unit
332	54VRR	BOX junction sub assembly	1
333	SBV1691	STUD latch spire	1
334	490VRY	LATCH spring	1
335		SCREW 2 B.A. hexagonal head x 3/8" long	2
336		SCREW 2 B.A. hexagonal head x 1/2" long	1
337	516LDJ	DISTANCE-PIECE	1
338		WASHER plain 2 B.A.	as reqd.
339		NUT plain 2 B.A.	2
340		WASHER Shakeproof 2 B.A.	3
341	173VRR	COVER for junction box	1
<b>BATTERY ISOLATION SWITCH GROUP</b>			
342		SWITCH battery isolation C.A.V. 444C-3M despatch No. 1831C912	1
343	UCB104/12S	BOLT	3
344	1214	WASHER 1/4" Shakeproof	3
345	UCN104	NUT Grade 1	3
346	109VRB	HOLDER for isolation switch and booster socket	1
347	UCS106/7S	SETSCREW	4
348	1220	WASHER 3/8" Shakeproof	4
349	UCN106	NUT Grade 1	4
350		GROMMET No. SIC 3717-070	4
	340PL	BOOT rubber	2
		BOOT rubber CAV 5549/447	2
<b>CONTROL UNIT GROUP</b>			
NEW ITEMS INTRODUCED ON & FROM VRT/SL3/1450 - VRT/LL3/145			
	846734/2	FUSE cartridge fully automatic gearbox only	1
	AA4.79484.03	EYELET )United Carriage )	1
	AA7.79637.07	SPRING )Fasteners assemble ) Both	1
	PA4.79484.01	BODY moulding )to make fuse ) engine	1
	PA4.79484.02	CAP moulding )holder Part 10865811 ) types	1
<b>LEYLAND ENGINE</b>			
	281REL/A	BLOCK connecting 2 way	1
		SCREW Parker Kalon Type 2 5/8 in long No. 4 rd hd	1
		SETSCREW 6 BA x 1/2" long cheese head	1
	10896438	DIODE	1
		SCREW 2 BA x 5/8" round head	1

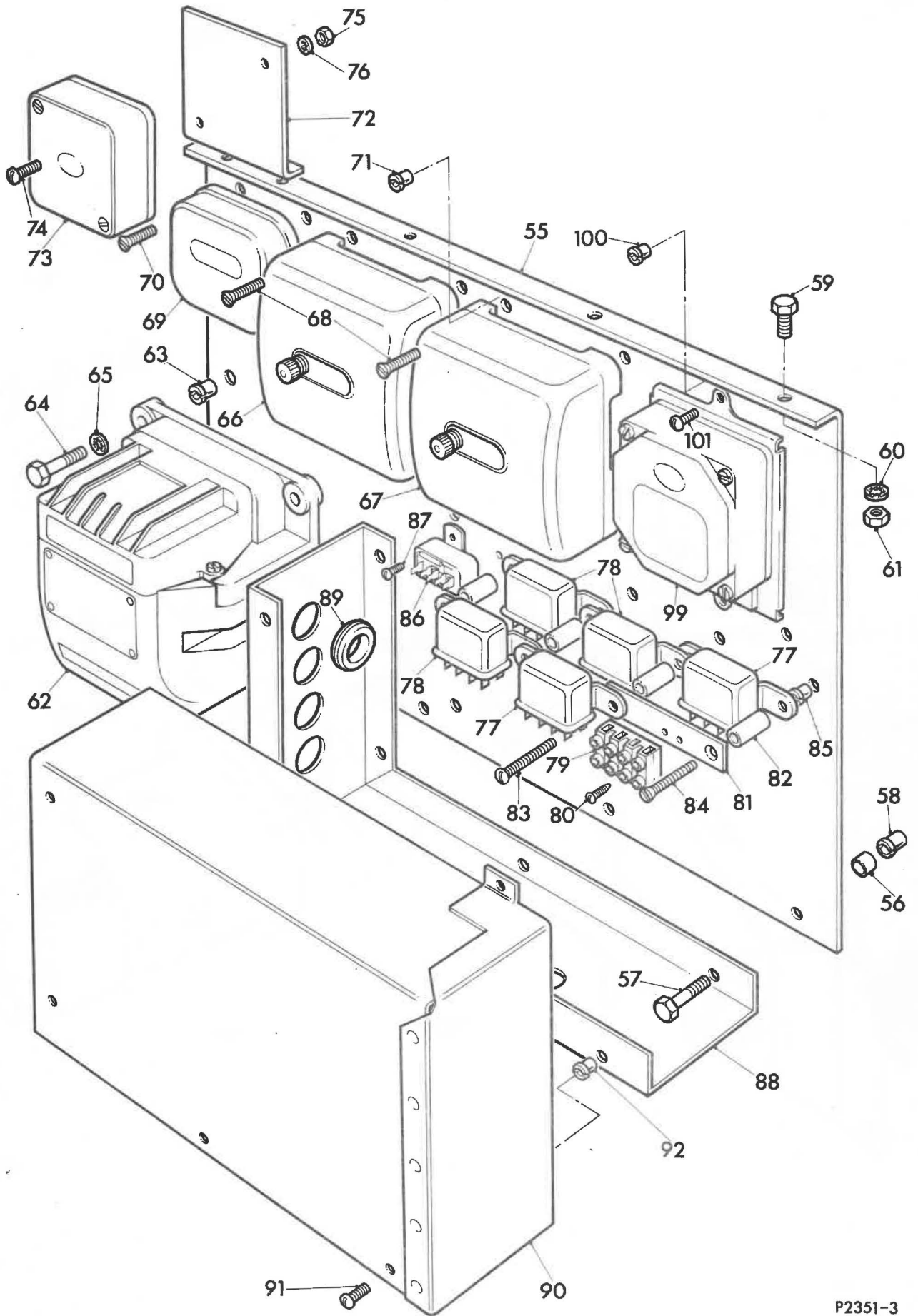


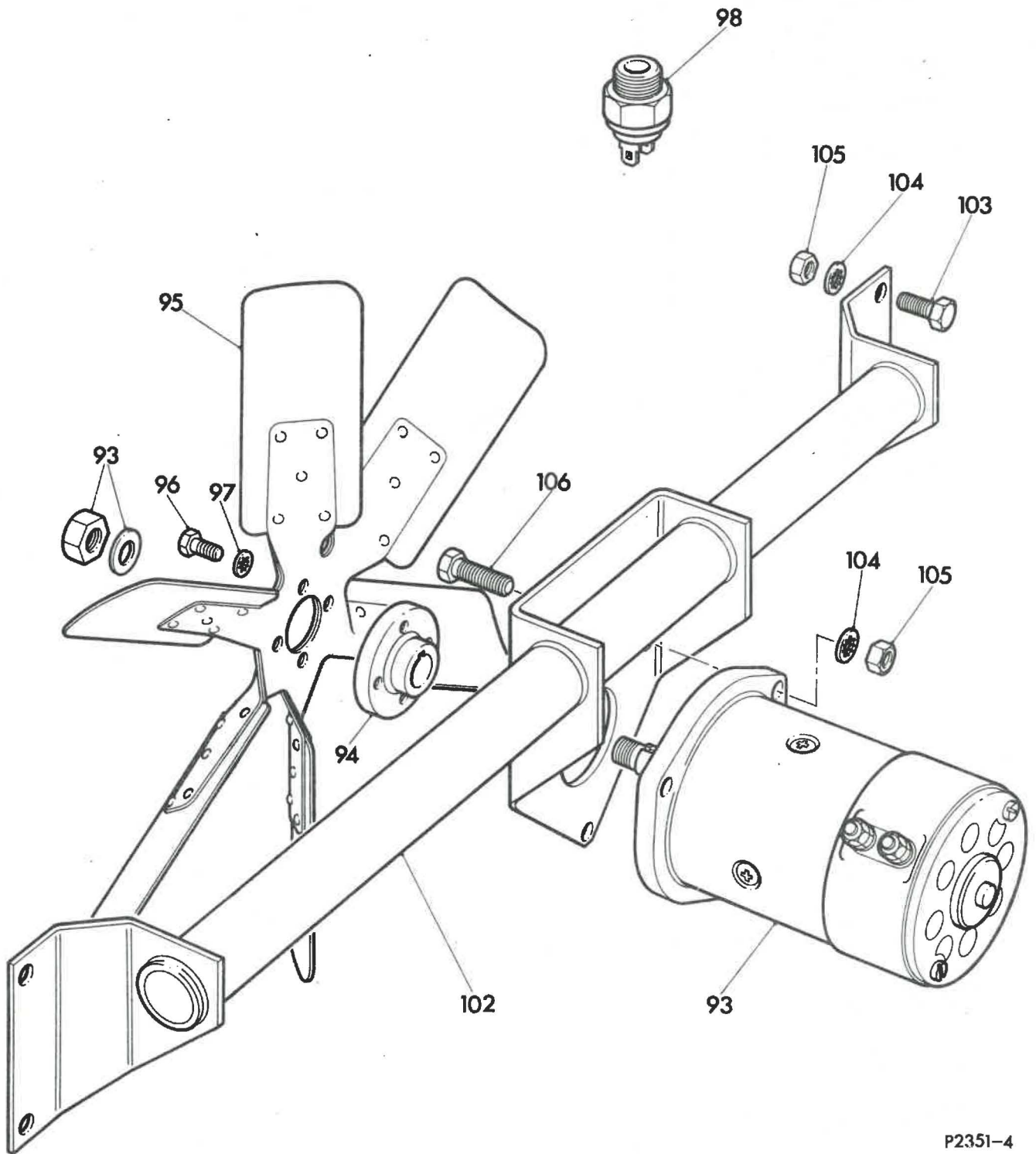
Illus. ref.	Part	Description	Quantity per unit
		<b>GARDNER ENGINE</b>	
	76732	RELAY CAV 2 ST starter	1
		SETSCREW 2 BA x 1/2" hex head	2
	BN31/2 BA	NUT spiral captive	2
	281REL/A	BLOCK connecting 2 way	1
	282VRR	PLATE mounting for relay	1
		SCREW Parker Kalon Type 2 5/8" long No.4 rd hd	1
	10896438	DIODE	1
	196VRR	PANEL for electrical auxiliaries	1

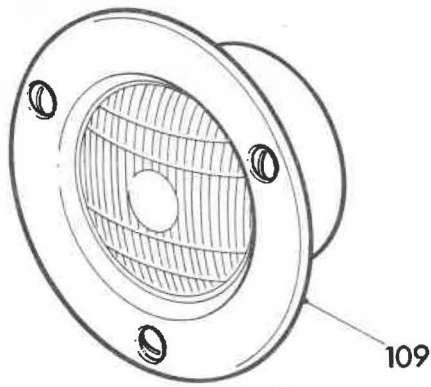
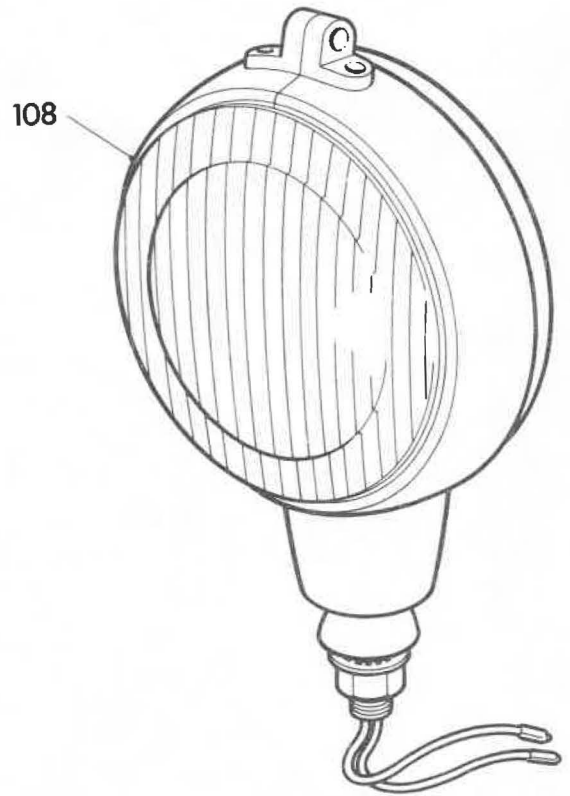
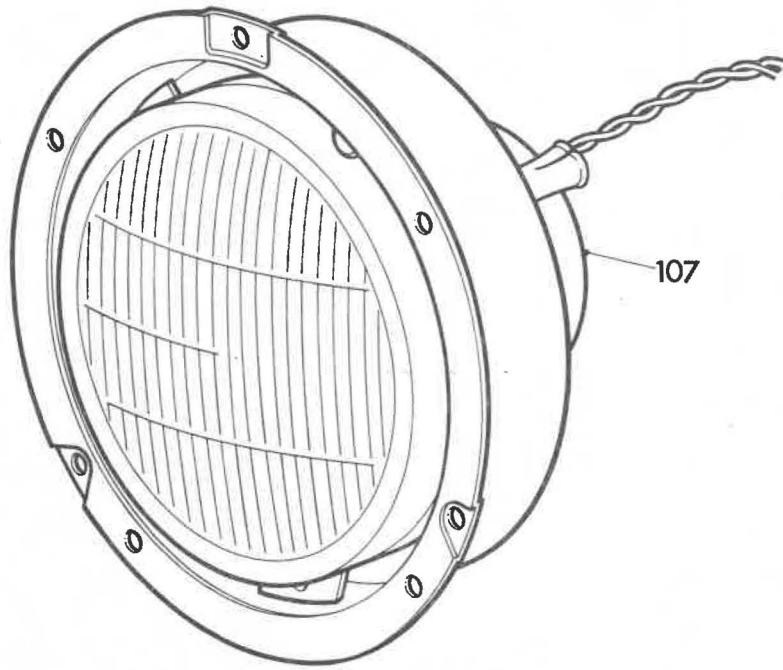


P2351-1

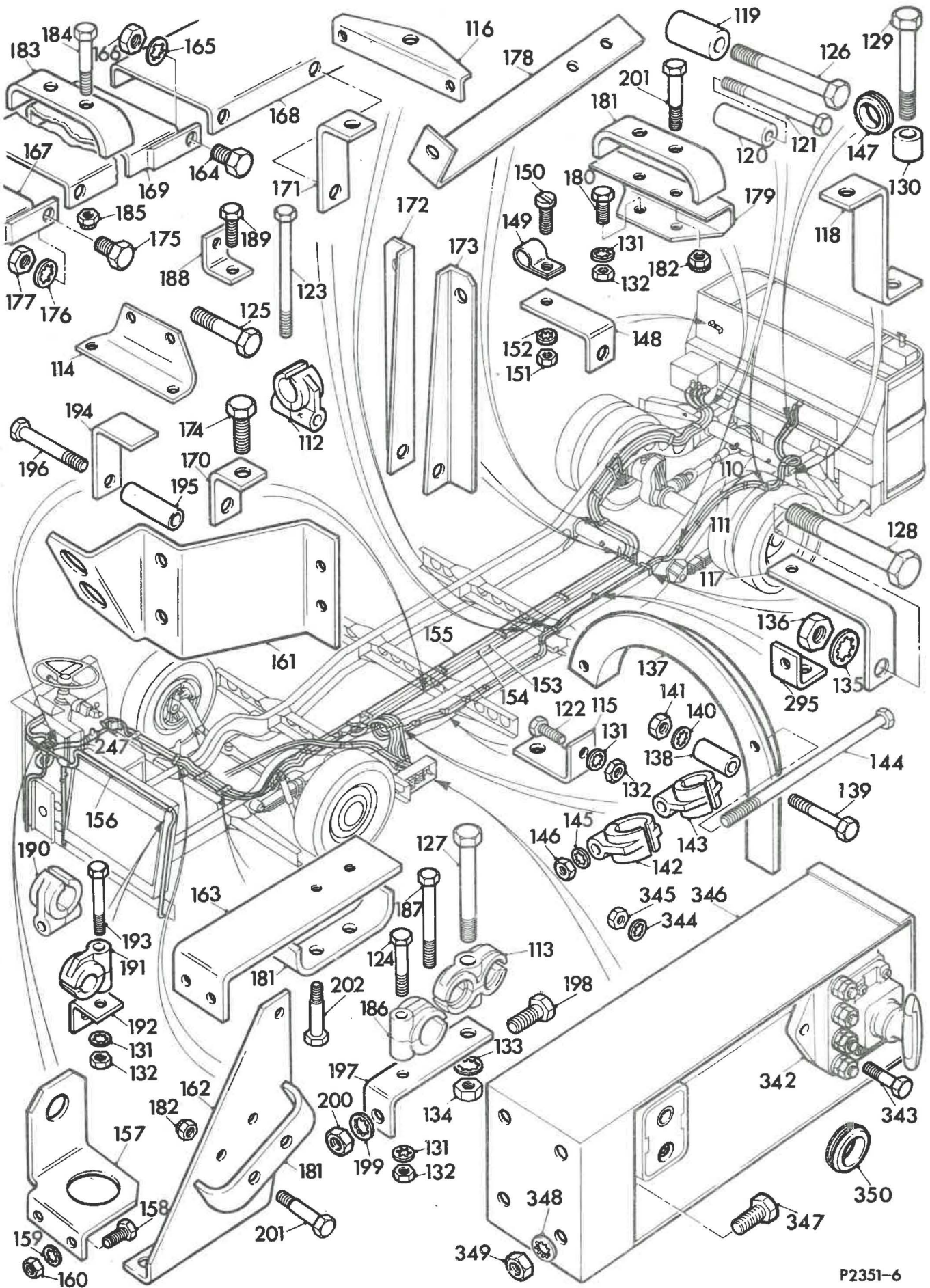


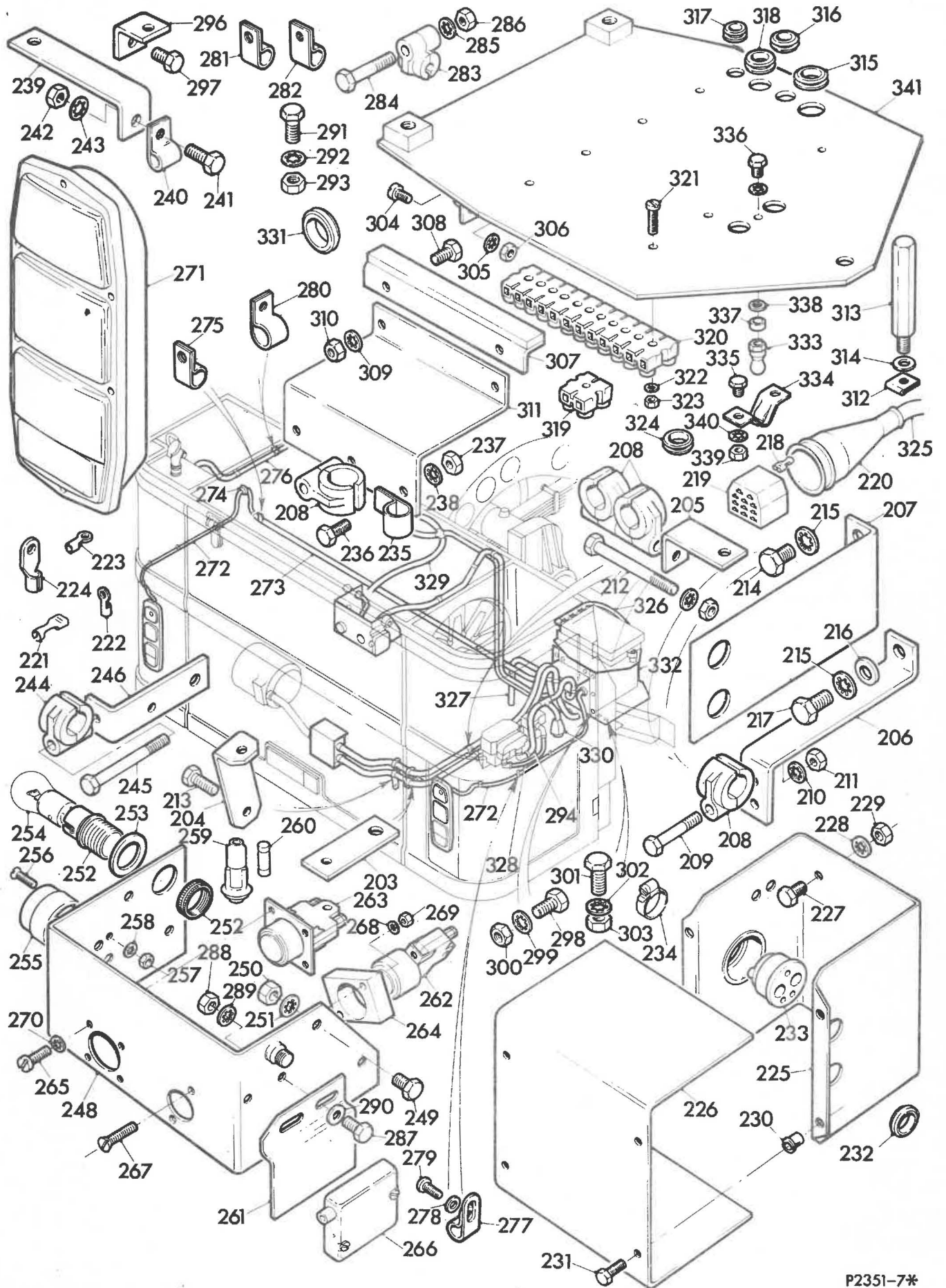






P2351-5





Illust. ref.	Part	Description	Quantity per unit
		Sub Group H.15	
		TACHOGRAPH - SMITHS	
		TACHOGRAPH - with straight drive - SG/20/24/5	1
		DRIVE right angle - BG2414/00 )	1
		NUT - 31/362/829/01 ) To	1
		ADAPTER - 41/283/816/00 (A5) ) gearbox	1
		GEARBOX TRIPLEX - BG4603/2/0500) Mid-frame	1
		ADAPTER -A10 )	1
		ADAPTER cable drive - 41/283/812/00 (A1)	1
		CABLE drive - gearbox end - DF28628/00 - )	
		131" long )	1
		CABLE drive - intermediate - DF28628/00 - )	
		102" long )	1
		CABLE drive - instrument end - DF25428/00 )	
		156" long )	1
		USED ON VRT/SL/3 VEHICLES )	
		CABLE drive - gearbox end - DF28628/00 - )	
		131" long )	1
		CABLE drive - intermediate - DF28628/00 - )	
		131" long )	1
		CABLE drive - instrument end - DF25428/00 )	
		156" long )	1
		USED ON VRT/LL/3 VEHICLES )	
		TACHOGRAPH - LUCAS KIENZLE	
		TACHOGRAPH Type No. 1311 complete with - straight drive - 37/00/6500/05/00/1004/24	1
		DRIVE right angle - 1022/01/31/1000)To	1
		KEY drive - 1040/12/00/011/06 )gear	1
		NUT - 1040/12/00/003/04 )-box	1
		GEARBOX/ADAPTER - 1031/01/36/0500 - mid-frame	1
		ADAPTER cable drive - 1040/12/002/01	1
		CABLE drive gearbox end - 1040/16/01/3320 )	1
		CABLE drive intermediate - 1040/16/01/2600 )	1
		CABLE drive instrument end - 1040/06/01/3965 )	1
		USED ON VRT/SL/3 VEHICLES )	

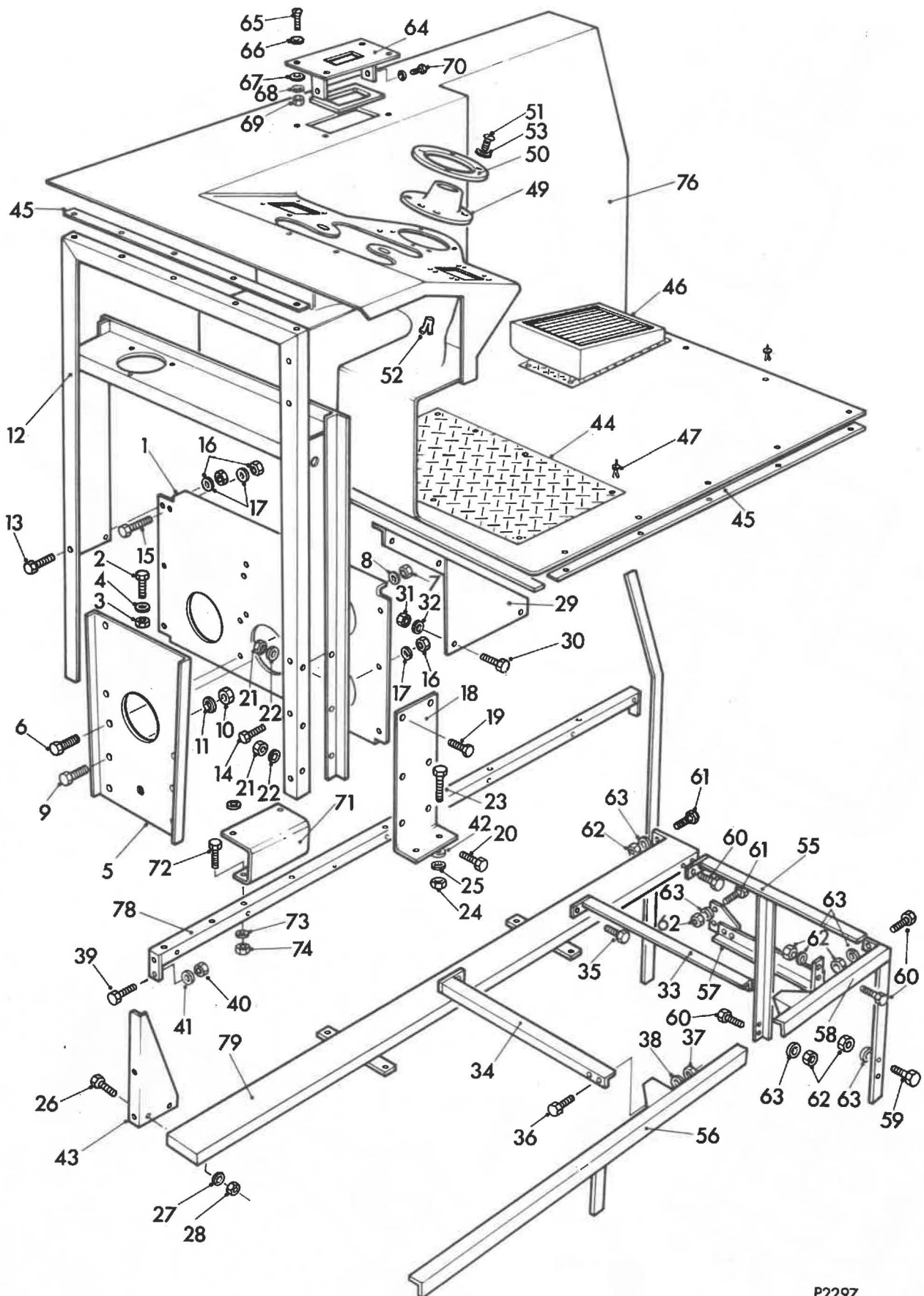
Illust. ref.	Part	Description	Quantity per unit
		CABLE drive - gearbox end - 1040/16/01/3320 )	) 1
		CABLE drive intermediate - 1040/16/01/3320 )	) 1
		CABLE drive instrument end - 1040/06/01/3965 )	) 1
		USED ON VRT/LL/3 VEHICLES )	)
	1119VRA	SIDEMEMBER frame nearside complete) )	1
	1120VRA	- VRT/SL ) Smiths	1
	1121VRA	SIDEMEMBER frame nearside complete - VRT/SL ) Lucas	1
	1122VRA	SIDEMEMBER frame nearside complete - VRT/LL ) Kienzle	1
	UCS104/8S	SCREW )	2
	UCN104	NUT ) Triplex gearbox	2
	1214	WASHER Shakeproof ) to frame	2
	515LSV	BRACKET	2
	50VU/5	CLIP pillar	2
	UCB104/14S	BOLT )	1
	UCN104	NUT Grade 1 ) Clip to bracket	1
	1214	WASHER Shakeproof )	1
	298VRR	CLIP cable	1
	13LHJ	PANEL for instruments	1
		TERMINAL - Ripaults T25	2
		CLIP L84/2 Clayton ) Smiths Tacho	12
		CLIP L83/2 Clayton )	4
		CLIP L83/2 Clayton - Lucas Kienzle Tacho	30
		CONNECTOR - Amp Faston 0/180900/0	1
		TERMINAL - Amp 42238/1	4
		GROMMET - S.I.C 668/3530/5	1
	698VRY	UNDERSHIELD - engine enclosure front and centre section	1

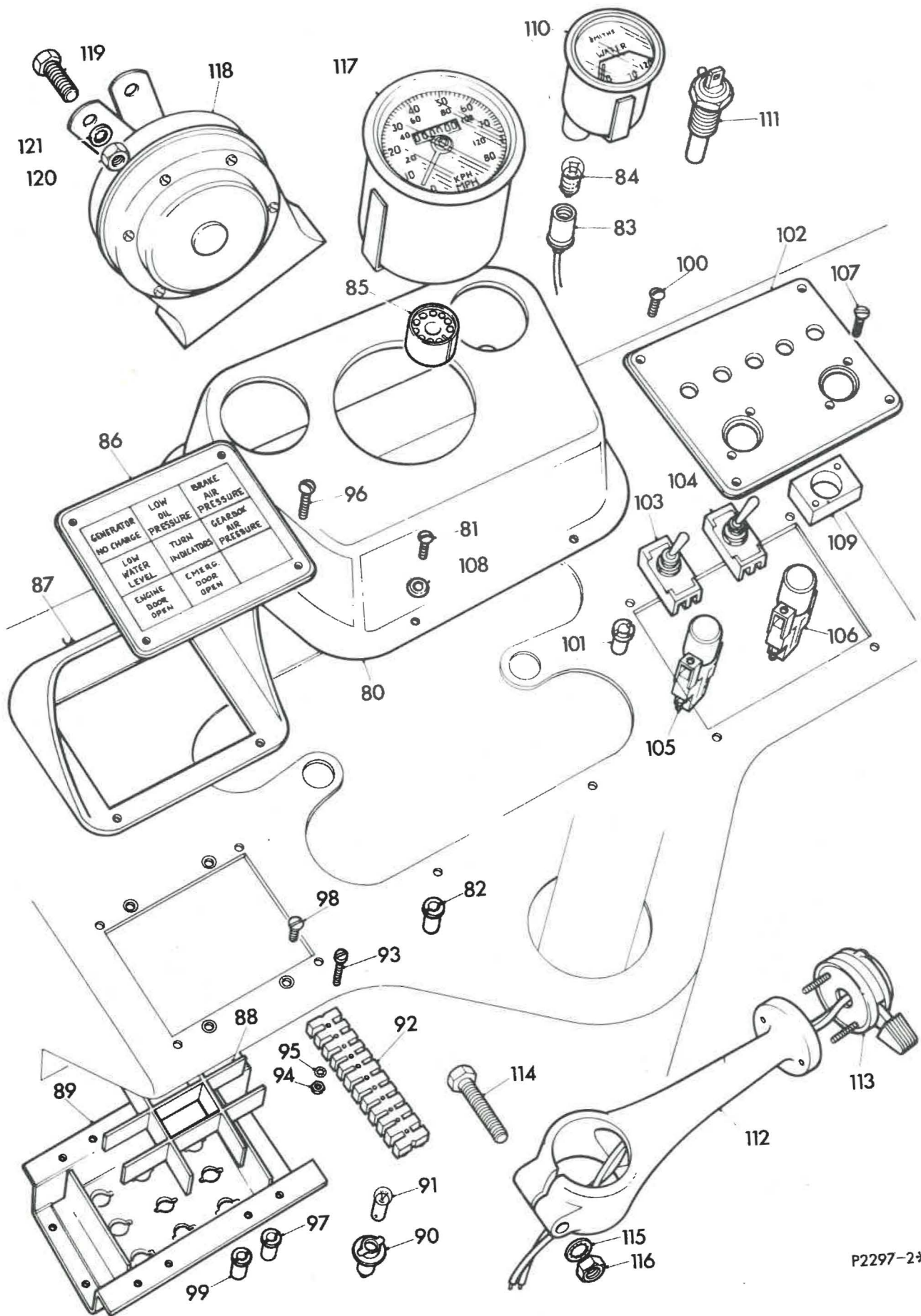
Illus. ref.	Part	Description	Quantity per unit
Sub Group J.11			
DRIVERS STRUCTURE UNIT			
CAB SUPPORTS GROUP			
1	22VRJ	CHANNEL for steering box support member	1
2	UCS108/10S	SETSCREW	4
3	UCN108	NUT Grade 1	4
4	1224	WASHER 1/2" Shakeproof	4
5	118VRJ	CHANNEL support for power steering box brackets	1
6	UCS108/8S	SETSCREW	2
7	UCN108	NUT Grade 1	2
8	1224	WASHER 1/2" Shakeproof	2
9	UCS108/10S	SETSCREW	4
10	UCN108	NUT Grade 1	4
11	1224	WASHER 1/2" Shakeproof	4
12	2VRJ	MEMBER front support complete	1
13	UCS106/7S	SETSCREW	5
14	UCS106/8S	SETSCREW	1
15	UCS106/10S	SETSCREW	1
16	UCN106	NUT Grade 1	7
17	1220	WASHER 3/8" Shakeproof	7
18	203VRJ	BRACKET	1
19	UCS106/10S	SETSCREW	2
20	UCS106/7S	SETSCREW	4
21	UCN106	NUT Grade 1	6
22	1220	WASHER 3/8" Shakeproof	6
23	UCB108/14S	BOLT	2
24	UCN108	NUT Grade 1	2
25	1224	WASHER 1/2" Shakeproof	2
26	UCS106/7S	SETSCREW	5
27	UCN106	NUT Grade 1	5
28	1220	WASHER 3/8" Shakeproof	5
29	217VRJ	SUPPORT for fibre glass moulding complete	1
30	UCS104/5S	SETSCREW	4
31	UCN104	NUT Grade 1	4
32	1214	WASHER 1/4" Shakeproof	4
33	101VRJ	MEMBER seat support	1
34	102VRJ	MEMBER seat support	1
35	UCS106/7S	SETSCREW	4
36	UCS106/8S	SETSCREW	4

Illus. ref.	Part	Description	Quantity per unit
37	UCN106	NUT Grade 1	8
38	1220	WASHER 3/8" Shakeproof	8
39	UCS105/6S	SETSCREW	3
40	UCN105	NUT Grade 1	3
41	1218	WASHER 5/16" Shakeproof	3
42	213HGU	DISTANCE PIECE	1
43	132VRJ	BRACKET for front support member	1
44	221VRJ	PLATE floor	1
45		FOAM polyurethane "Tesamoll" 761 Art No. 4765 x 1/2" wide x 7' 0" Approx. length per chassis	1
46	12VRJ	REST heel for drivers right foot	1
47		FASTENER nylon "Tap-it" Type M-406	8
48	228VRJ	PLATE for front support member offside	1
49	223VRJ	EXCLUDER draught for steering column	1
50	224VRJ	RING retaining for draught excluder	1
51		SCREW 2 B.A. x 3/4" long	4
52	BN3/2BA	NUT captive spiral blind	4
53		WASHER cup	4
54		FASTENER nylon "Tap-it" Type M-406	33
55	115VRJ	MEMBER end support	1
56	117VRJ	MEMBER nearside support	1
57	233VRJ	MEMBER bottom support	1
58	234VRJ	MEMBER cab side support	1
59	UCS106/10S	SETSCREW	2
60	UCS106/8S	SETSCREW	8
61	UCS106/7S	SETSCREW	4
62	UCN106	NUT Grade 1	14
63	1220	WASHER 3/8" Shakeproof	14
64	129VRJ	BRACKET mounting for handbrake valve	1
65		SCREW 1/4" UNC x 1" long chrome plated slotted 90° raised countersunk head to BS 450	4
66		WASHER cup	4
67		WASHER 1/4" plain to BS 3410 Table 6	4
68	1214	WASHER 1/4" Shakeproof	8
69	UCN104	NUT Grade 1	6
70	UCS104/4S	SETSCREW	2
71	243VRJ	BRACKET steady for handbrake valve	1
72	UCS105/6S	SETSCREW	4
73	1218	WASHER 5/16" Shakeproof	4

Illus. ref.	Part	Description	Quantity per unit
74	UCN105	NUT Grade 1	4
75	245VRJ	SEAL rubber for handbrake valve	1
76	20VRJ	MOULDING for drivers structure	1
77		WASHER 5/16" plain to BS 3410 Table 3	as reqd.
78	130VRJ/1	MEMBER for electrical	1
79	134VRJ	MEMBER offside support	1
INSTRUMENTS AND PANELS GROUP			
80	237LHJ	PANEL for instruments	1
81		SCREW 2 B.A. x 3/4" long	8
82	BN3/2BA	NUT blind captive	8
83		LAMPHOLDER Smiths No. 41/761/129/18	1
84		BULB Smiths No. 40/621/150/14 24V	1
85		MOULDING socket for speedo connection Smiths No. 41/161/75700	1
86	103VRL	PANEL )	1
87	117LHJ	COWL )	1
88	201VRL	PARTITION ) For warning lights	1
89	104VRL	BOX mounting )	1
90		LAMPHOLDER 'Bulgin' List No. D630/MBC	9
91		BULB lamp 24V 3W Type MCC single contact	9
92	281/REL	BLOCK connecting 12 way (15 amp)	1
93		SCREW 4 B.A. x 1" cheese-head	2
94		NUT 4 B.A.	2
95	1206	WASHER 1/8" Shakeproof	2
96		SCREW 2 B.A. x 1" long	4
97	BN3/2BA	NUT blind captive	4
98		SCREW slotted 2 B.A. x 1/2" long	4
99	BN3/2BA	NUT bland captive	4
100		SCREW 2 B.A. x 3/4" long	4
101	BN3/2BA	NUT bland captive	4
102	102VRL/1	PANEL for switches	1
103	5865/172	SWITCH toggle - lever type (short pear dolly) C.A.V.	4
104	5865/173	SWITCH toggle - lever type (long pear dolly) C.A.V.	1
105	406/1	SWITCH starter push C.A.V.	1
106	406/4	SWITCH stop push C.A.V.	1
107		SCREW 2 B.A. x 7/8" long 90° countersunk head	4
108		WASHER cup	16
109	5865/43	BLOCK packing C.A.V.	2
110	BT2214/00	GAUGE temperature Graduated 20° 70° and 120° (Smiths)	1

Illus. ref.	Part	Description	Quantity per unit
111	TT6800/00	TRANSMITTER temperature (Smiths)	1
112	101VRL	BRACKET for horn push and dipswitch	1
113		PUSH horn and dipswitch - Lucas Type head 78 No. 543.396.53	1
114	UCB105/18S	BOLT	1
115	1218	WASHER Shakeproof	1
116	UCN105	NUT Grade 1	1
117	SIE1500/100	SPEEDOMETER I.C. (Smiths) to Data Sheet M.A.D.S. 420	1
118	306VRR	HORN 'Mixo' Type TR129 No. 45916/50244/3 Leyland CAL1149	1
119	UCS106/6S	SCREW	2
120	UCN105	NUT Grade 1	2
121	1218	WASHER Shakeproof	2





Illus. ref.	Part	Description	Quantity per unit
Sub Group J.11			
DRIVERS STRUCTURE UNIT			
CAB SUPPORTS GROUP			
1	22VRJ	CHANNEL for steering box support member	1
2	UCS108/10S	SETSCREW	4
3	UCN108	NUT Grade 1	4
4	1224	WASHER 1/2" Shakeproof	4
5	118VRJ	CHANNEL support for power steering box brackets	1
6	UCS108/8S	SETSCREW	2
7	UCN108	NUT Grade 1	2
8	1224	WASHER 1/2" Shakeproof	2
9	UCS108/10S	SETSCREW	4
10	UCN108	NUT Grade 1	4
11	1224	WASHER 1/2" Shakeproof	4
12	24VRJ	MEMBER front support complete	1
13	UCS106/7S	SETSCREW	5
14	UCS106/8S	SETSCREW	1
15	UCS106/10S	SETSCREW	1
16	UCN106	NUT Grade 1	7
17	1220	WASHER 3/8" Shakeproof	7
18	203VRJ	BRACKET	1
19	UCS106/10S	SETSCREW	2
20	UCS106/7S	SETSCREW	4
21	UCN106	NUT Grade 1	6
22	1220	WASHER 3/8" Shakeproof	6
23	UCB108/14S	BOLT	2
24	UCN108	NUT Grade 1	2
25	1224	WASHER 1/2" Shakeproof	2
26	UCS106/7S	SETSCREW	5
27	UCN106	NUT Grade 1	5
28	1220	WASHER 3/8" Shakeproof	5
29	217VRJ	SUPPORT for fibre glass moulding complete	1
30	UCS104/5S	SETSCREW	4
31	UCN104	NUT Grade 1	4
32	1214	WASHER 1/4" Shakeproof	4
33	101VRJ	MEMBER seat support	1
34	102VRJ	MEMBER seat support	1
35	UCS106/7S	SETSCREW	4
36	UCS106/8S	SETSCREW	4

Illus. ref.	Part	Description	Quantity per unit
37	UCN106	NUT Grade 1	8
38	1220	WASHER 3/8" Shakeproof	8
39	UCS105/6S	SETSCREW	3
40	UCN105	NUT Grade 1	3
41	1218	WASHER 5/16" Shakeproof	3
42	213HGU	DISTANCE PIECE	1
43	132VRJ	BRACKET for front support member	1
44	221VRJ	PLATE floor	1
45		FOAM polyurethane "Tesamoll" 761 Art No. 4765 x 1/2" wide x 7' 0" Approx. length per chassis	1
46	25VRJ	REST heel for drivers right foot	1
47		FASTENER nylon "Tap-it" Type M-406	8
48			
49	223VRJ	EXCLUDER draught for steering column	1
50	224VRJ	RING retaining for draught excluder	1
51		SCREW 2 B.A. x 3/4" long (chrome plated slotted 90°)	4
52	BN31/2BA	NUT captive spiral blind (raised csk hd BS450)	4
53		WASHER cup polished zinc plated to suit 2 B.A. csk head screw	4
54		FASTENER nylon "Tap-it" Type M-406	33
55	115VRJ	MEMBER end support	1
56	117VRJ	MEMBER nearside support	1
57	233VRJ	MEMBER bottom support	1
58	234VRJ	MEMBER cab side support	1
59	UCS106/10S	SETSCREW	2
60	UCS106/8S	SETSCREW	8
61	UCS106/7S	SETSCREW	4
62	UCN106	NUT Grade 1	14
63	1220	WASHER 3/8" Shakeproof	14
64	129VRJ	BRACKET mounting for handbrake valve	1
65		SCREW 1/4" UNC x 1" long chrome plated slotted 90° raised countersunk head to BS450	4
66		WASHER cup polished zinc plated to suit 2 B.A. csk head screw	4
67		WASHER 1/4" plain to BS3410 Table 6	4
68	1214	WASHER 1/4" Shakeproof	8
69	UCN104	NUT Grade 1	6
70	UCS104/4S	SETSCREW	2
71	243VRJ	BRACKET steady for handbrake valve	1
72	UCS105/6S	SETSCREW	4
73	1218	WASHER 5/16" Shakeproof	4

Illus. ref.	Part	Description	Quantity per unit
74	UCN105	NUT Grade 1	4
75	245VRJ	SEAL rubber for handbrake valve	1
76	15LHJ	MOULDING for drivers structure	1
77		WASHER 5/16" plain to BS3410 Table 3	as reqd.
78	130VRJ/1	MEMBER for electrical	1
79	134VRJ	MEMBER offside support	1
<b>INSTRUMENTS AND PANELS GROUP</b>			
80	237LHJ	PANEL for instruments	1
81		SCREW 2 B.A. x 3/4" long chrome plated slotted 90°	8
82	BN31/2BA	NUT blind captive spiral raised csk hd BS450	8
83		LAMPHOLDER Smiths No. 41/761/129/18	1
84		BULB Smiths No. 40/621/150/14 24V	1
85		MOULDING socket for speedo connection Smiths No. 41/161/75700	1
86	103VRL	PANEL )	1
87	117LHJ	COWL )	1
88	201VRL	PARTITION ) For warning lights	1
89	104VRL	BOX mounting )	1
90		LAMPHOLDER 'Bulgin' List No. D630/MBC	9
91		BULB lamp 24V 3W Type MCC single contact	9
92	281/REL	BLOCK connecting 12 way (15 amp)	1
93		SCREW 4 B.A. x 1" cheese-head	2
94		NUT 4 B.A.	2
95	1206	WASHER 1/8" Shakeproof	2
96		SCREW 2 B.A. x 1" long chrome plated slotted 90°	4
97	BN31/2BA	NUT blind captive spiral raised csk hd BS450	4
98		SCREW slotted 2 B.A. x 1/2" long csk head	4
99	BN31/2BA	NUT blind captive spiral	4
100		SCREW 2 B.A. x 3/4" long chrome plated slotted 90°	4
101	BN31/2BA	NUT blind captive spiral raised csk hd BS450	4
102	102VRL/1	PANEL for switches	1
103	5865/172	SWITCH toggle - lever type (short pear dolly) C.A.V.	4
104	5865/173	SWITCH toggle - lever type (long pear dolly) C.A.V.	1
105	406/1	SWITCH starter push C.A.V.	1
106	406/4	SWITCH stop push C.A.V.	1
107		SCREW 2 B.A. x 7/8" long 90° countersunk head -	4
108		WASHER cup zinc plated slotted (plated)	16
109	5865/43	BLOCK packing C.A.V.	2
110	BT2214/00	GAUGE temperature Graduated 20° 70° and 120° (Smiths)	1

Illus. ref.	Part	Description	Quantity per unit
111	TT6800/00	TRANSMITTER temperature (Smiths)	1
112	101VRL	BRACKET for horn push and dipswitch	1
113		PUSH horn and dipswitch - Lucas Type head HD78 No. 543.396.53	1
114	UCB105/18S	BOLT	1
115	1218	WASHER Shakeproof	1
116	UCN105	NUT Grade 1	1
117	SIE1500/100	SPEEDOMETER I.C. (Smiths) to Data Sheet M.A.D.S. 420	1
118	306VRR	HORN 'Mixo' Type TR129 No. 45916/50244/3 Leyland CAL1149	1
119	UCS105/6S	SCREW	2
120	UCN105	NUT Grade 1	2
121	1218	WASHER Shakeproof	2
	5459/263	TAG terminal CAV ER switch panel	6

