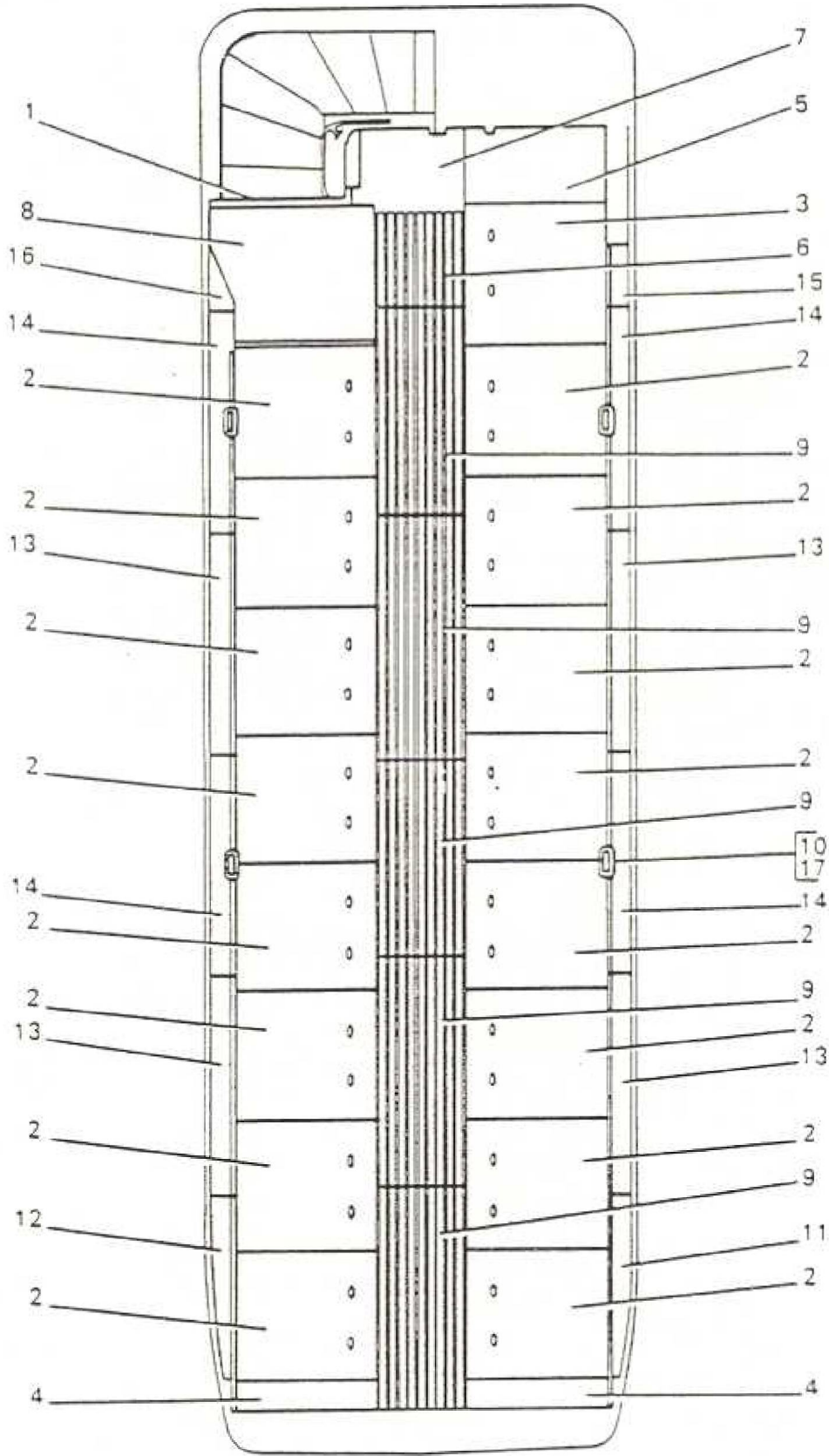
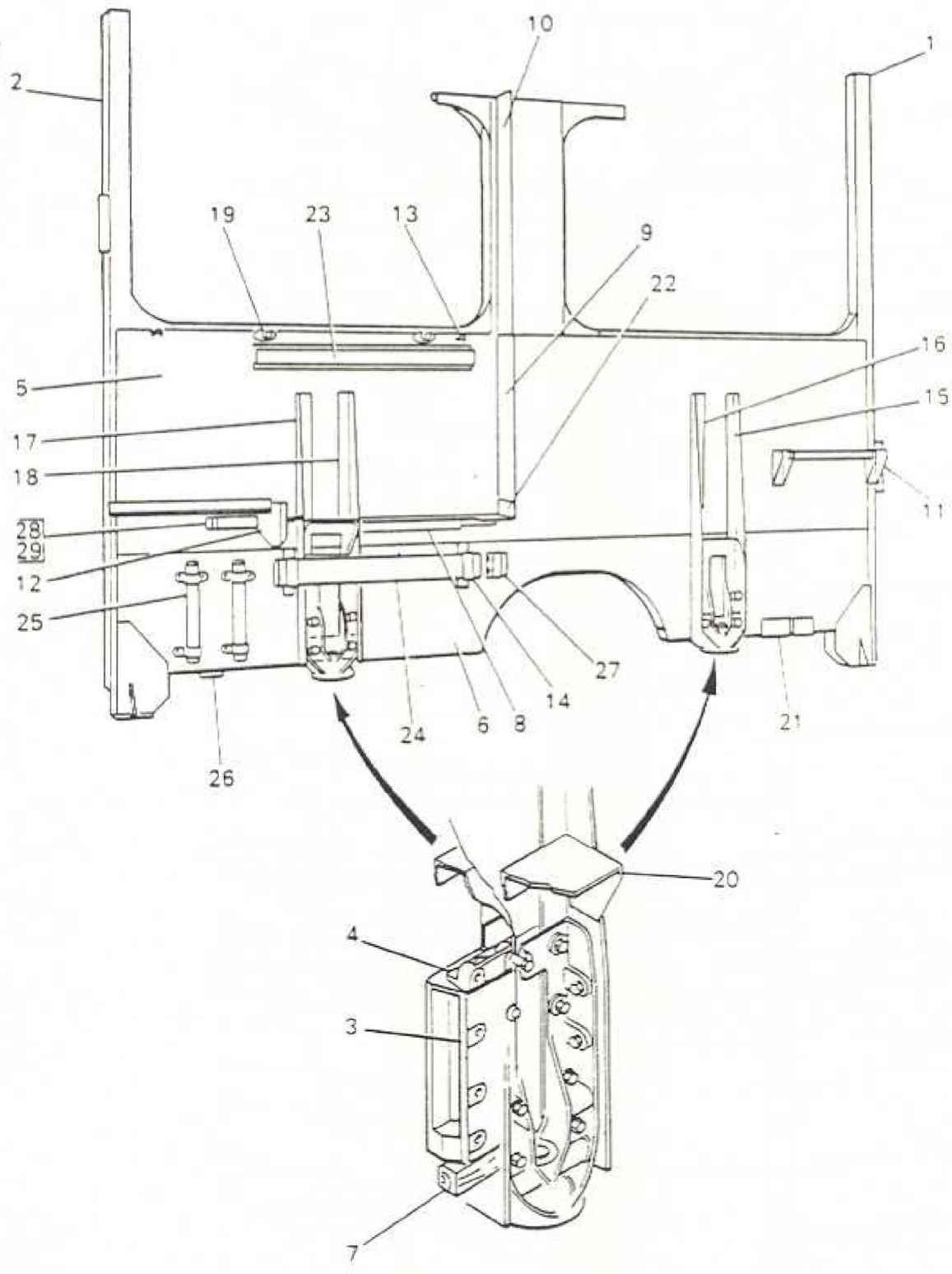
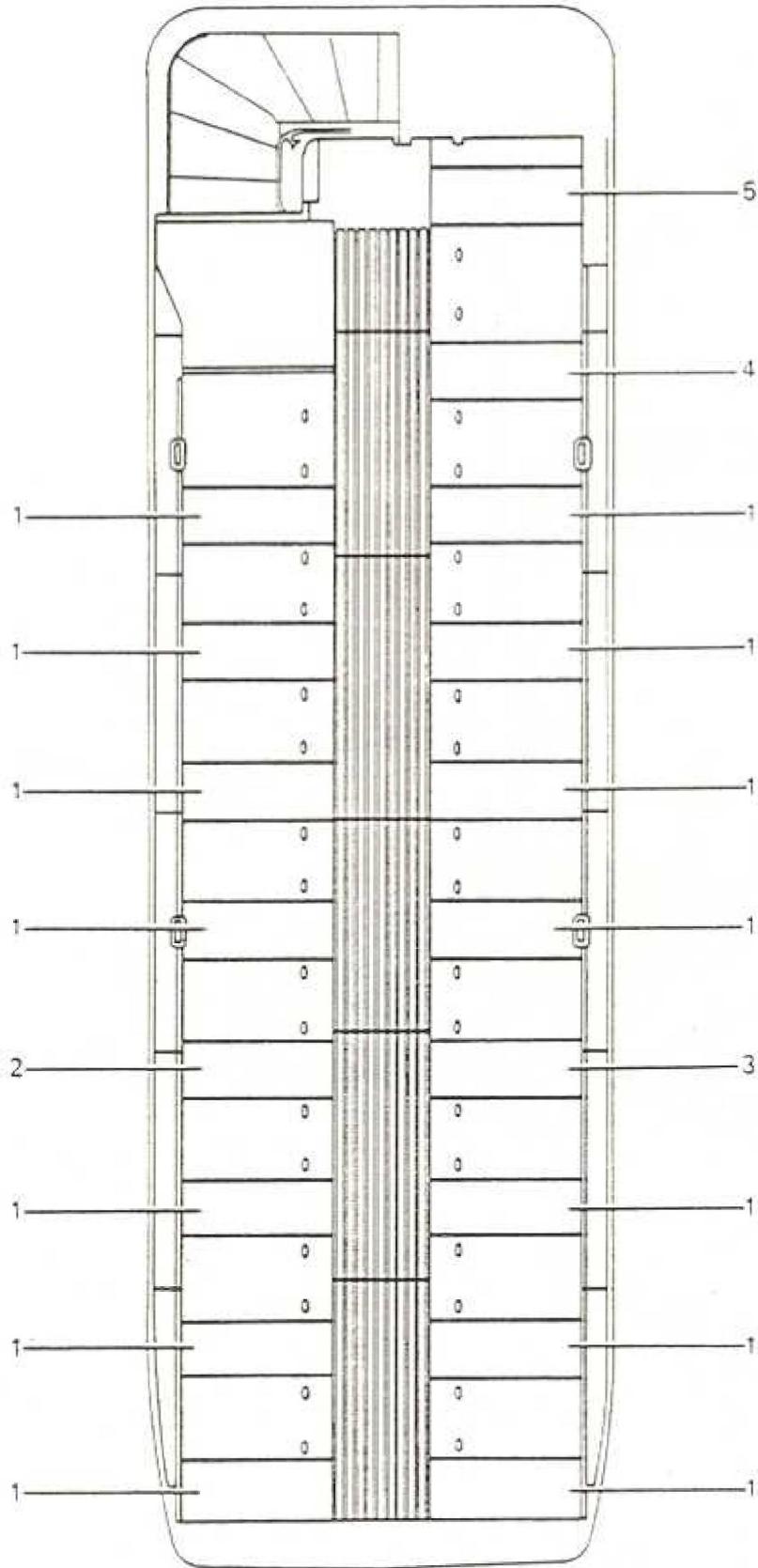


FRONT

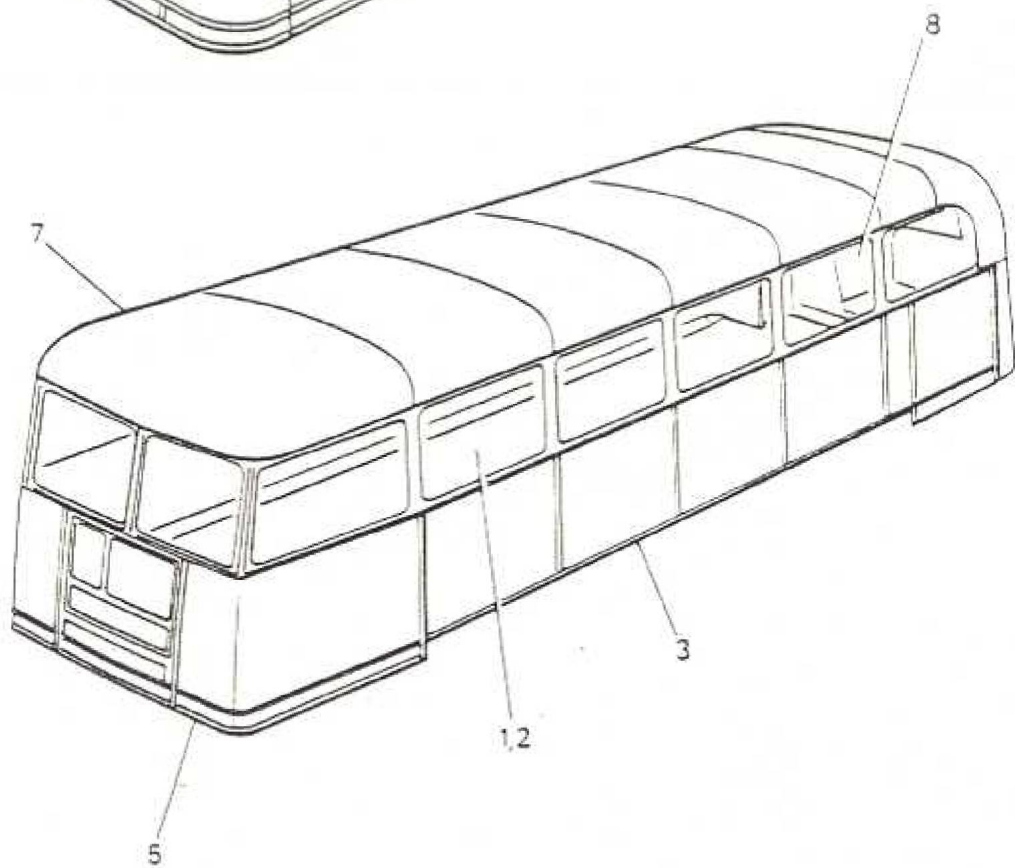
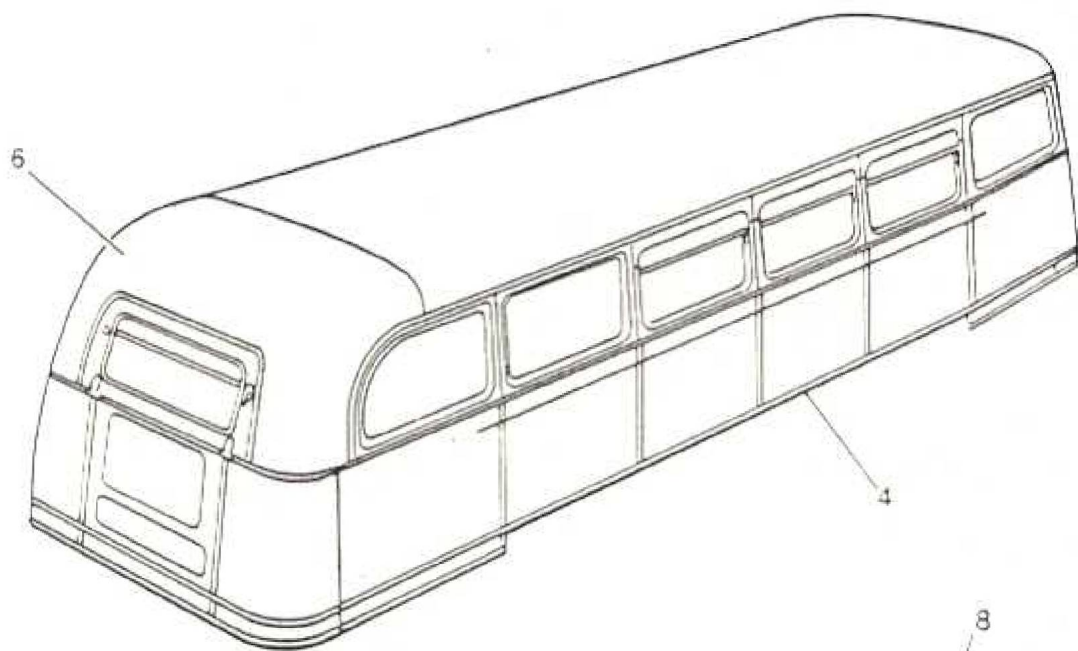


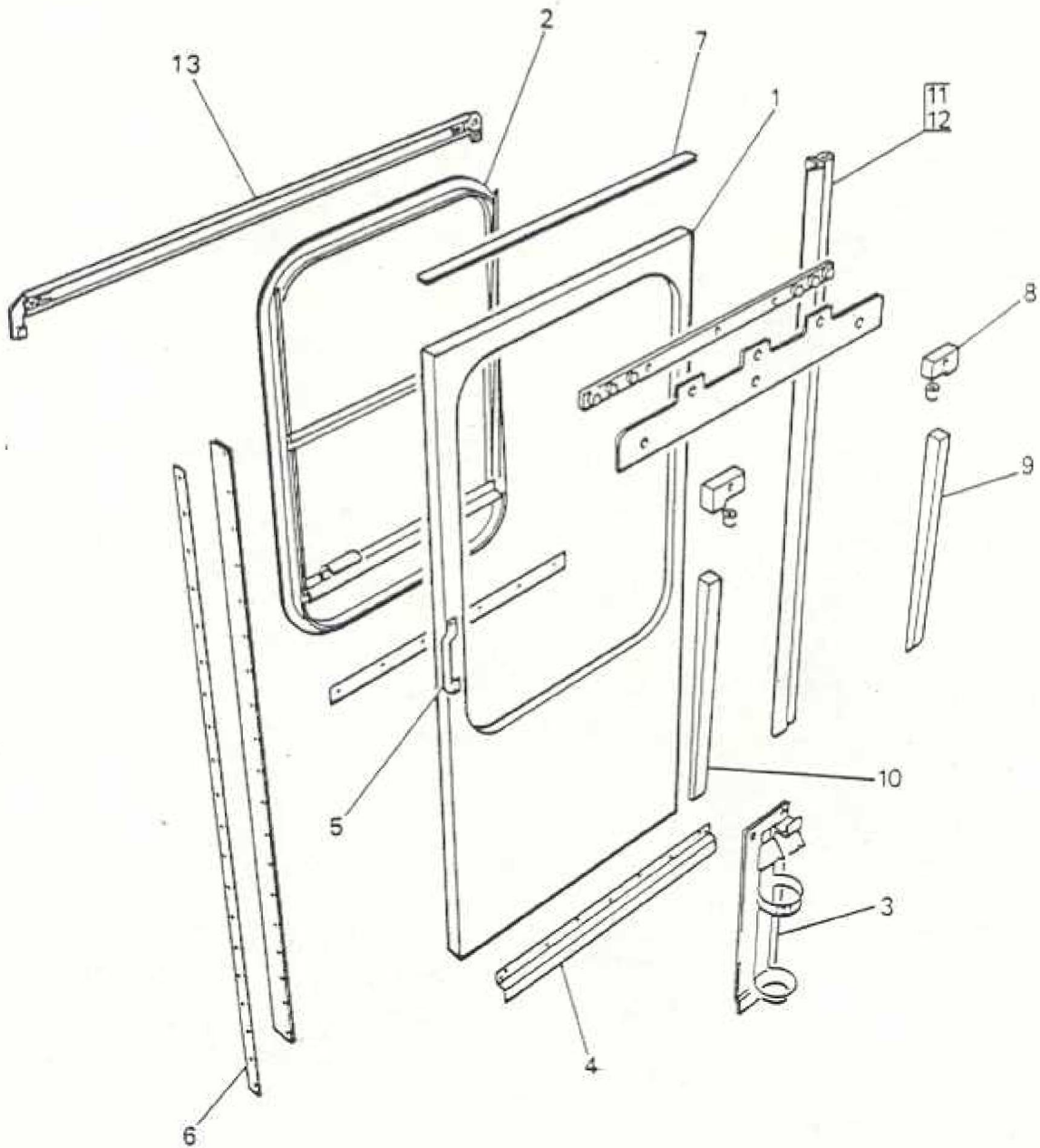
FRONT

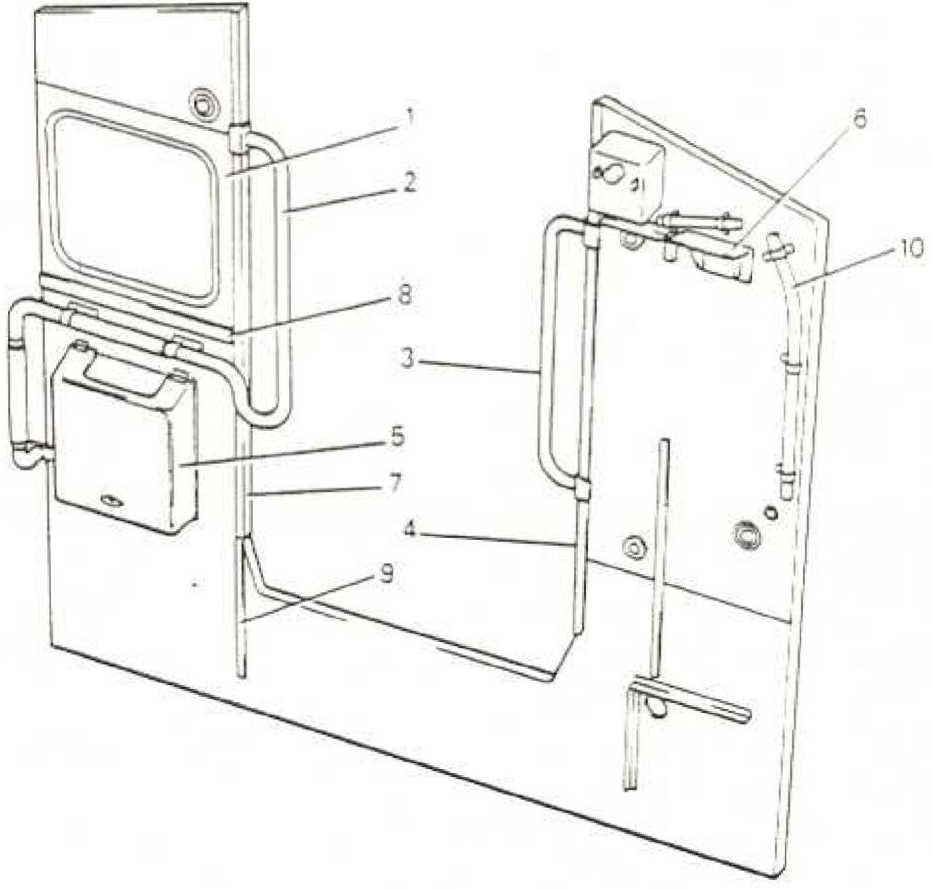


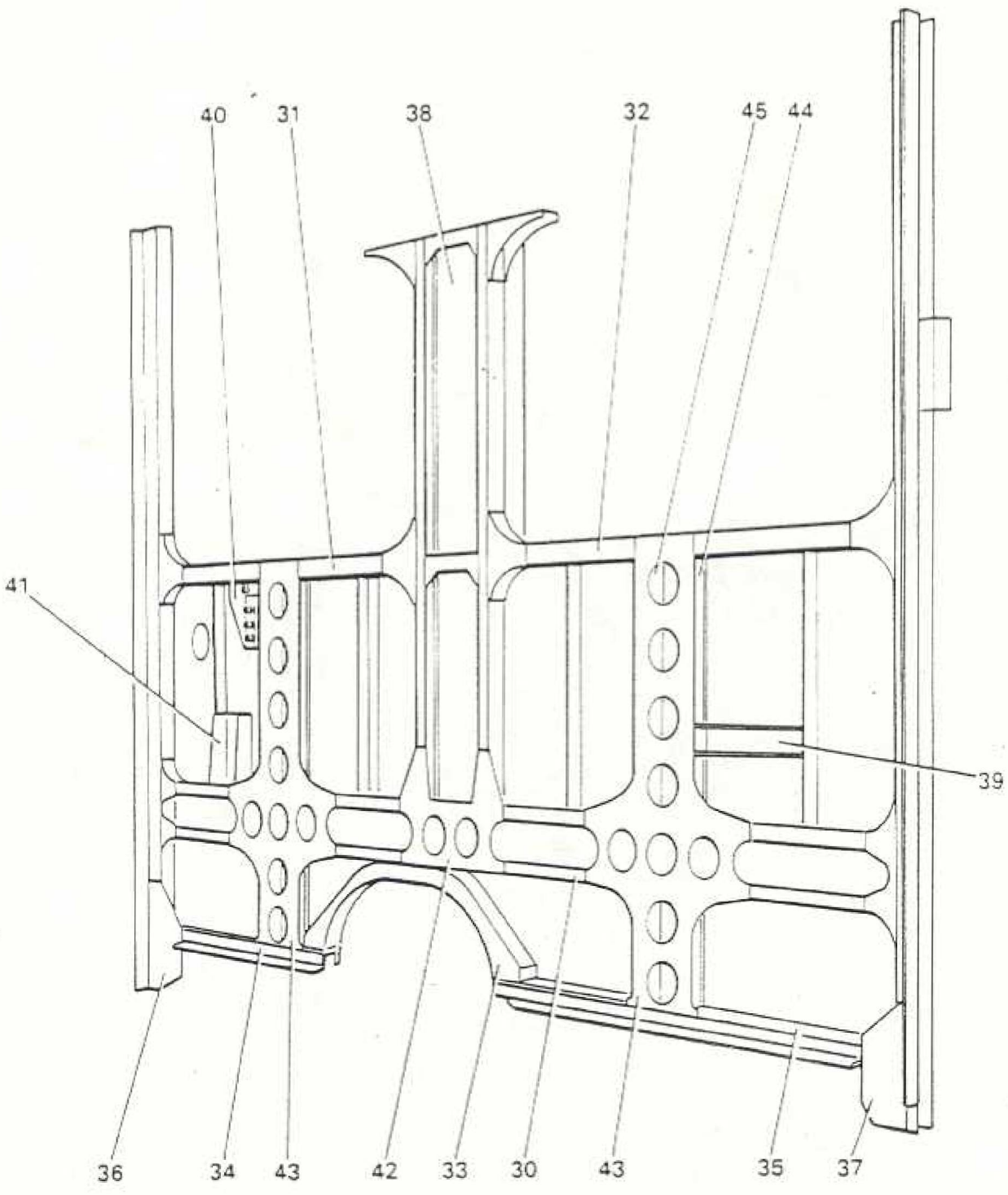


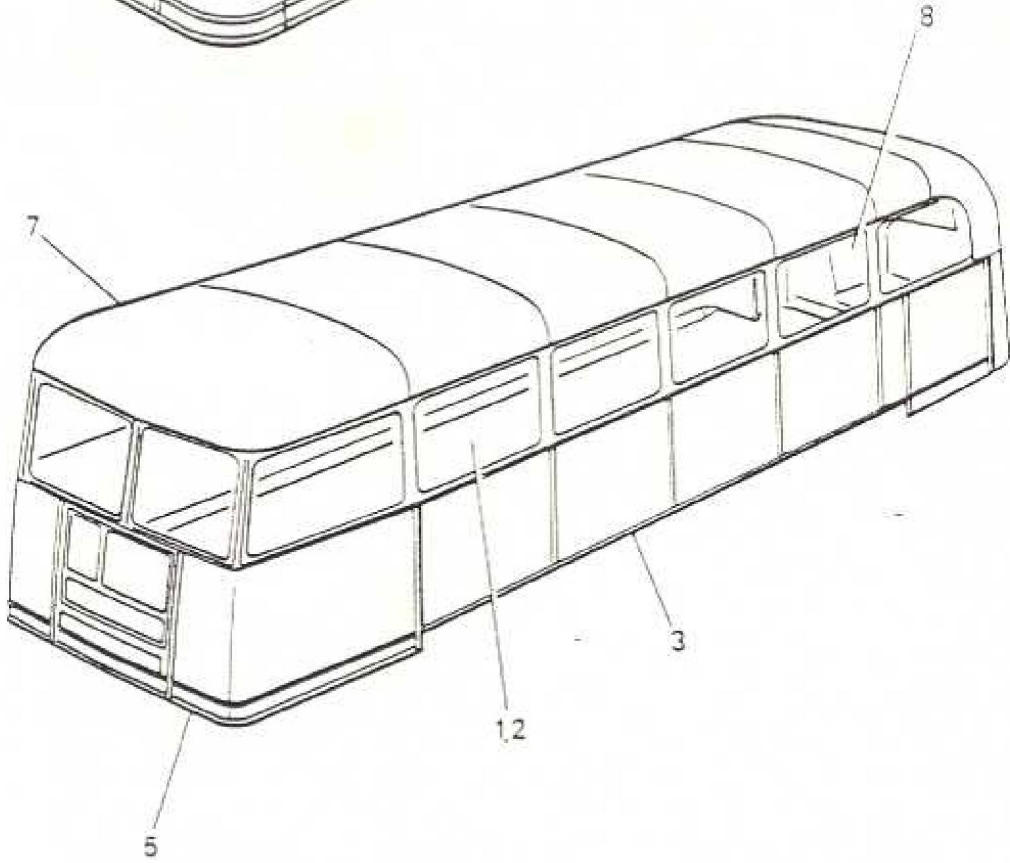
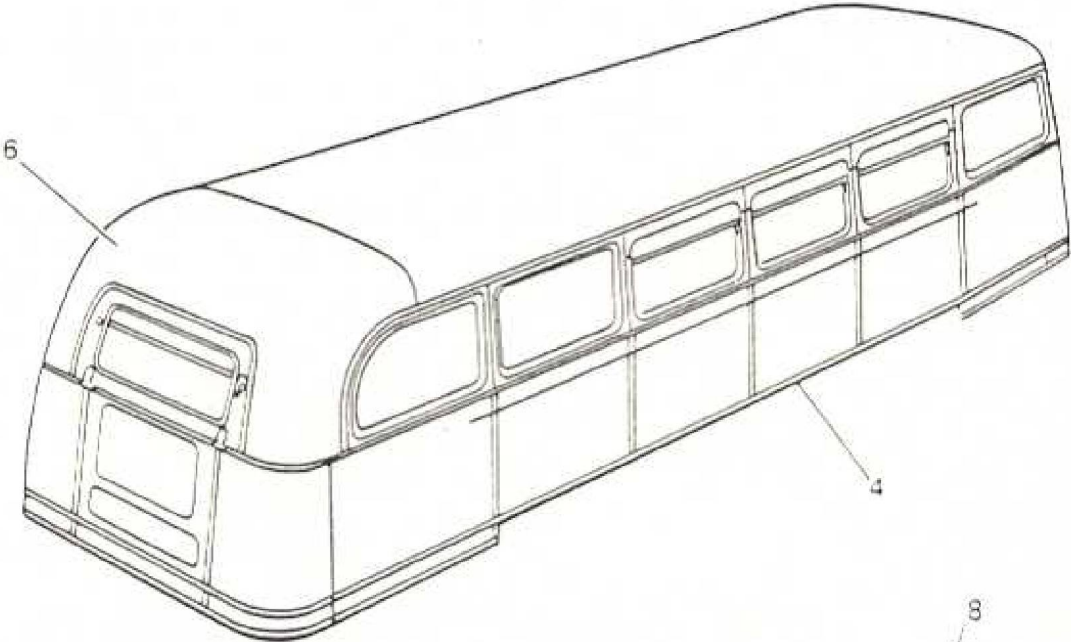


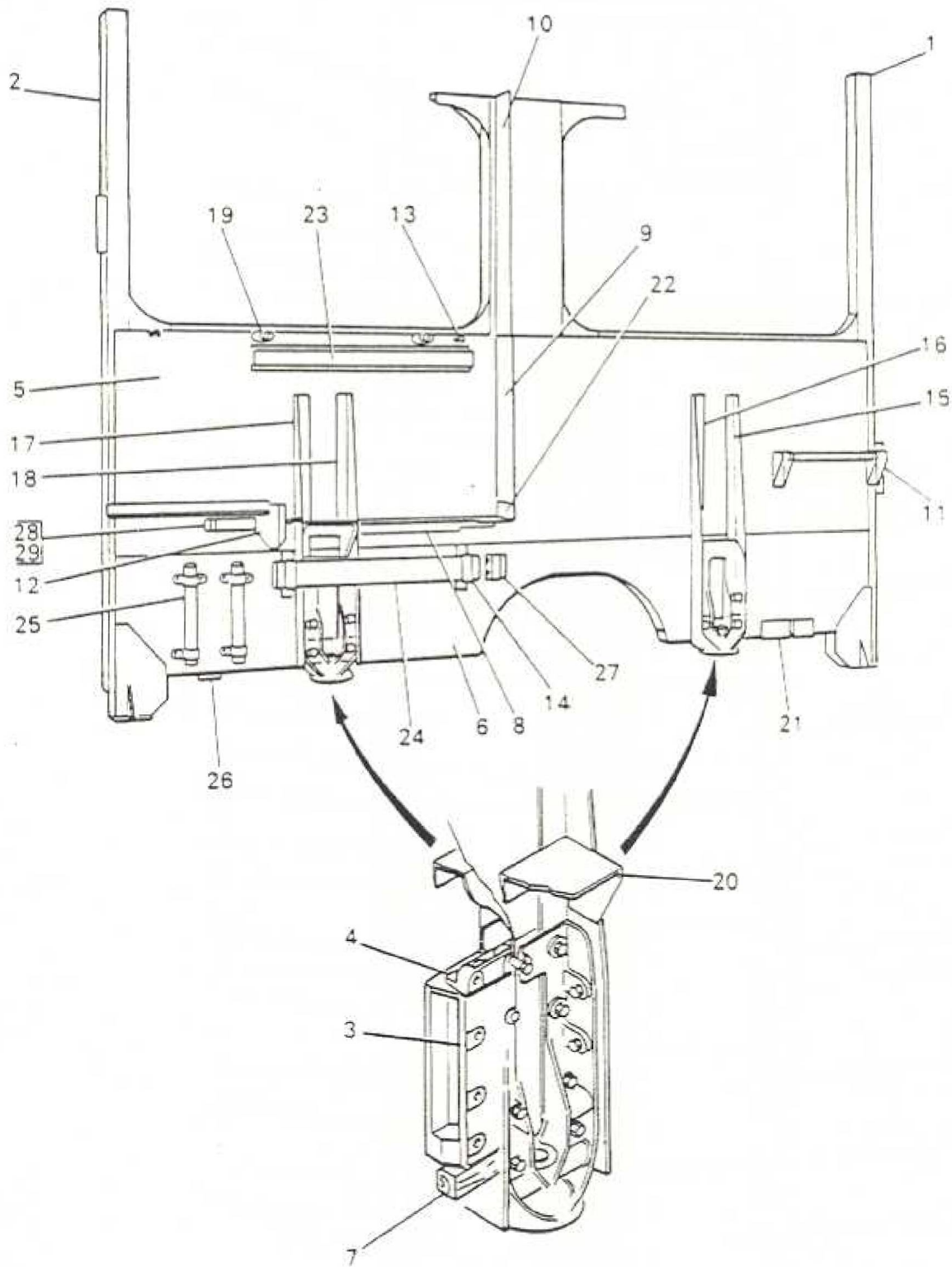


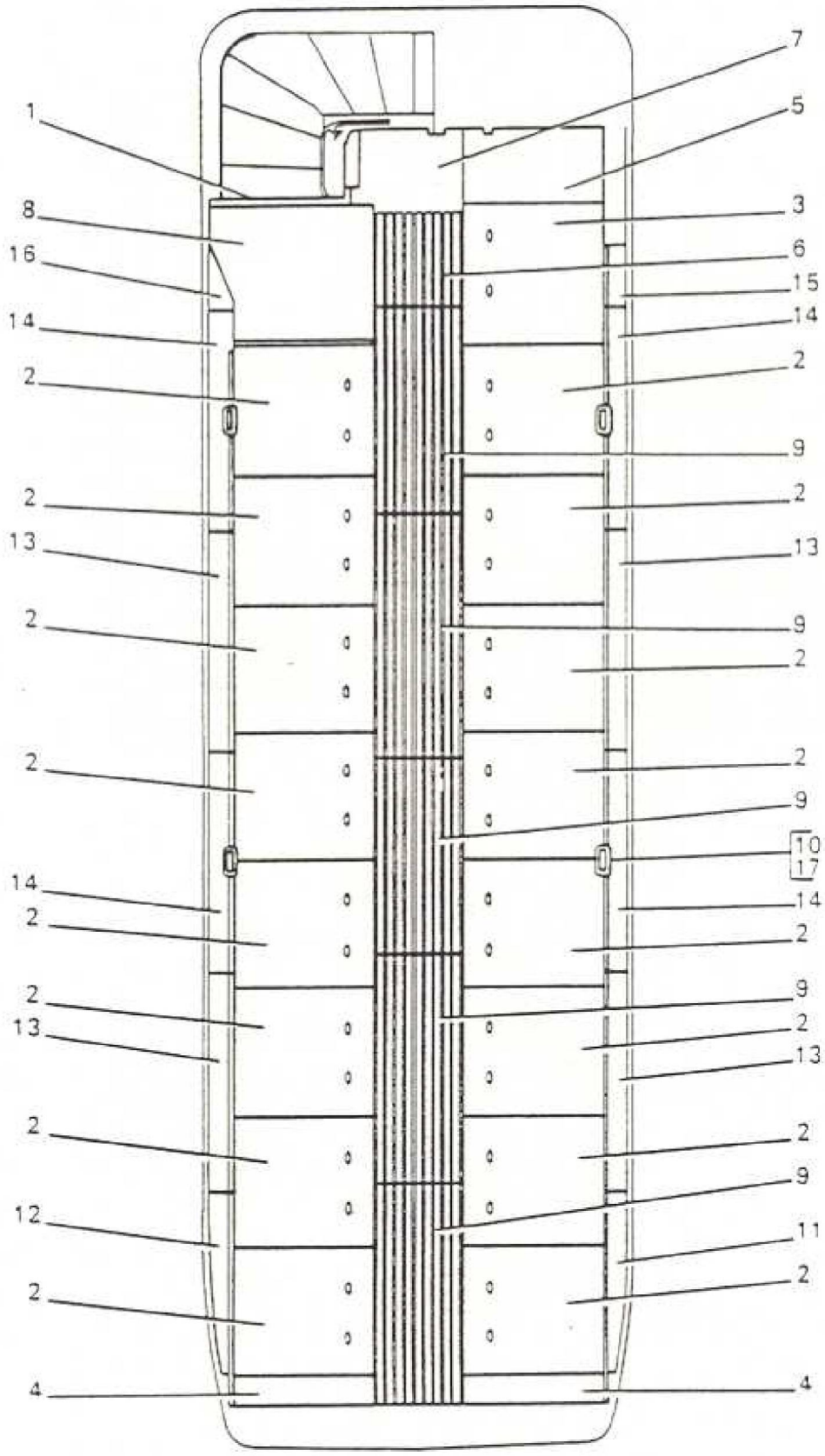




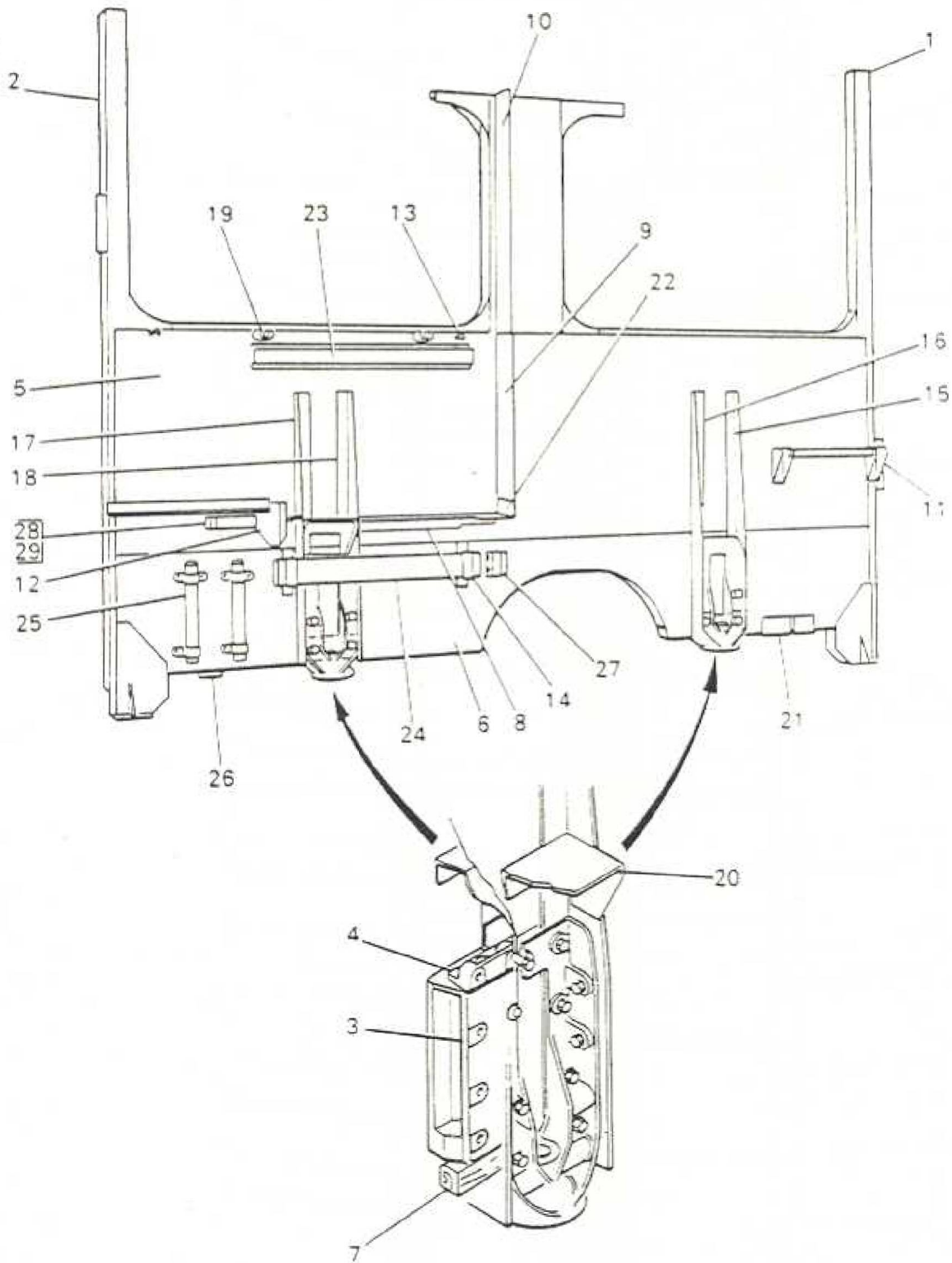


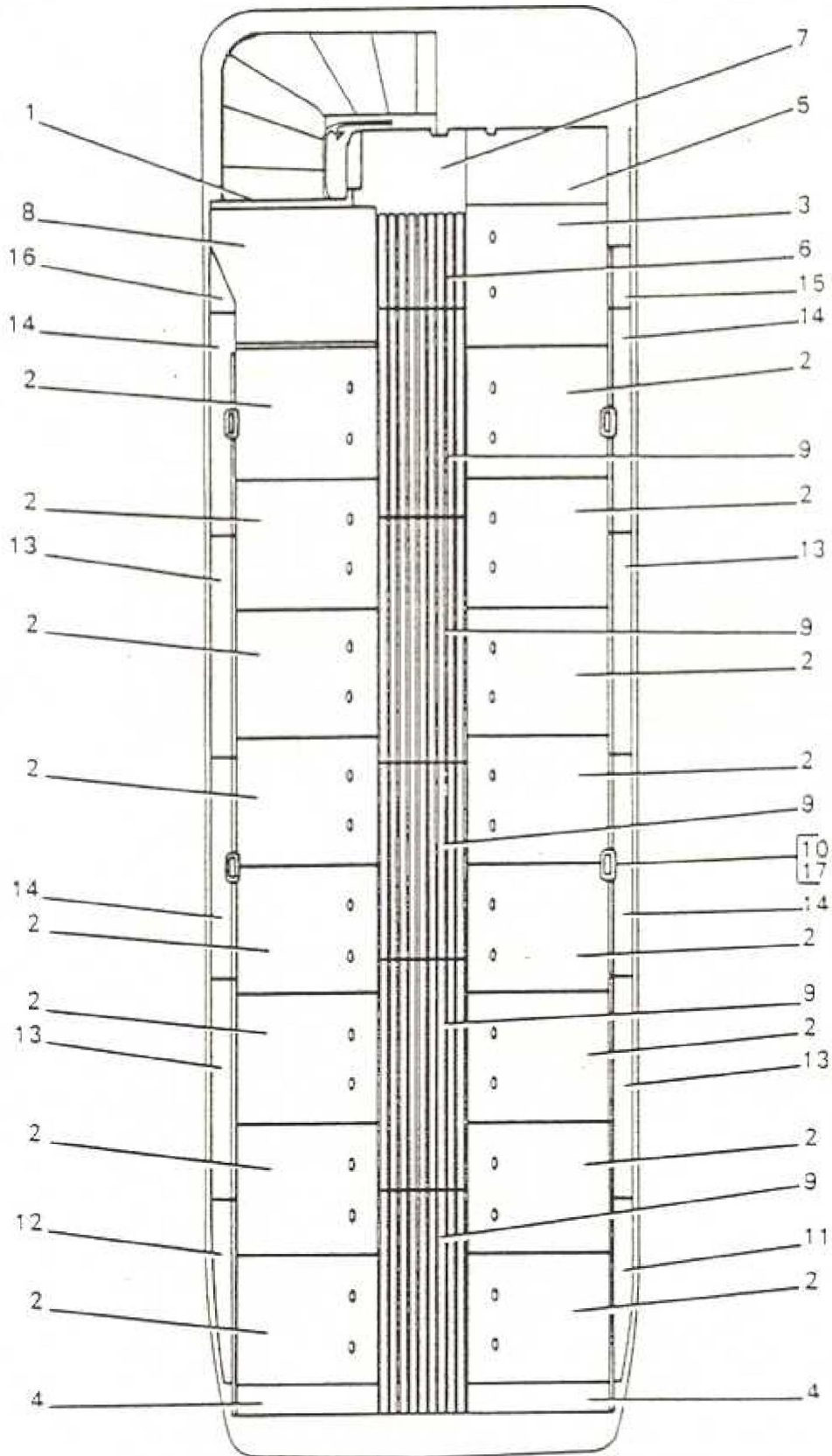




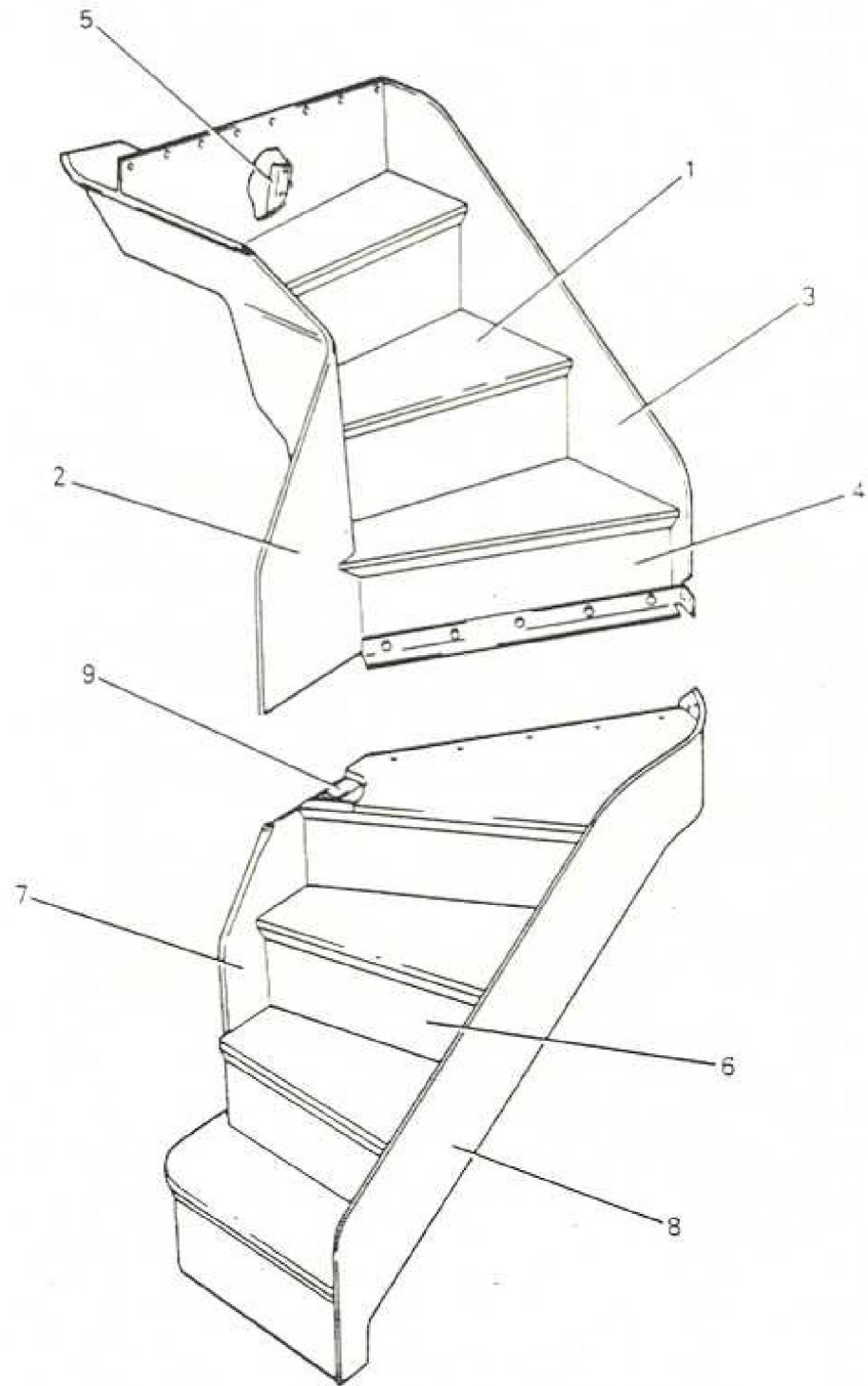


FRONT

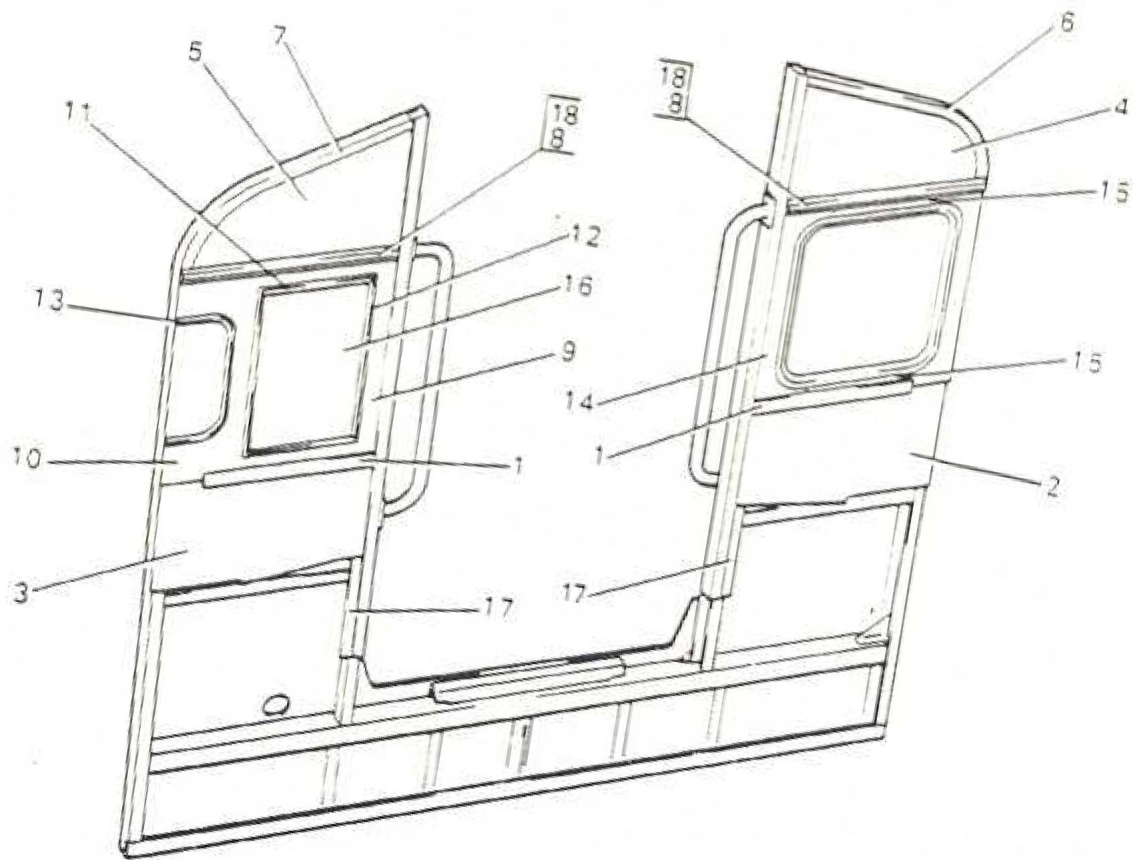


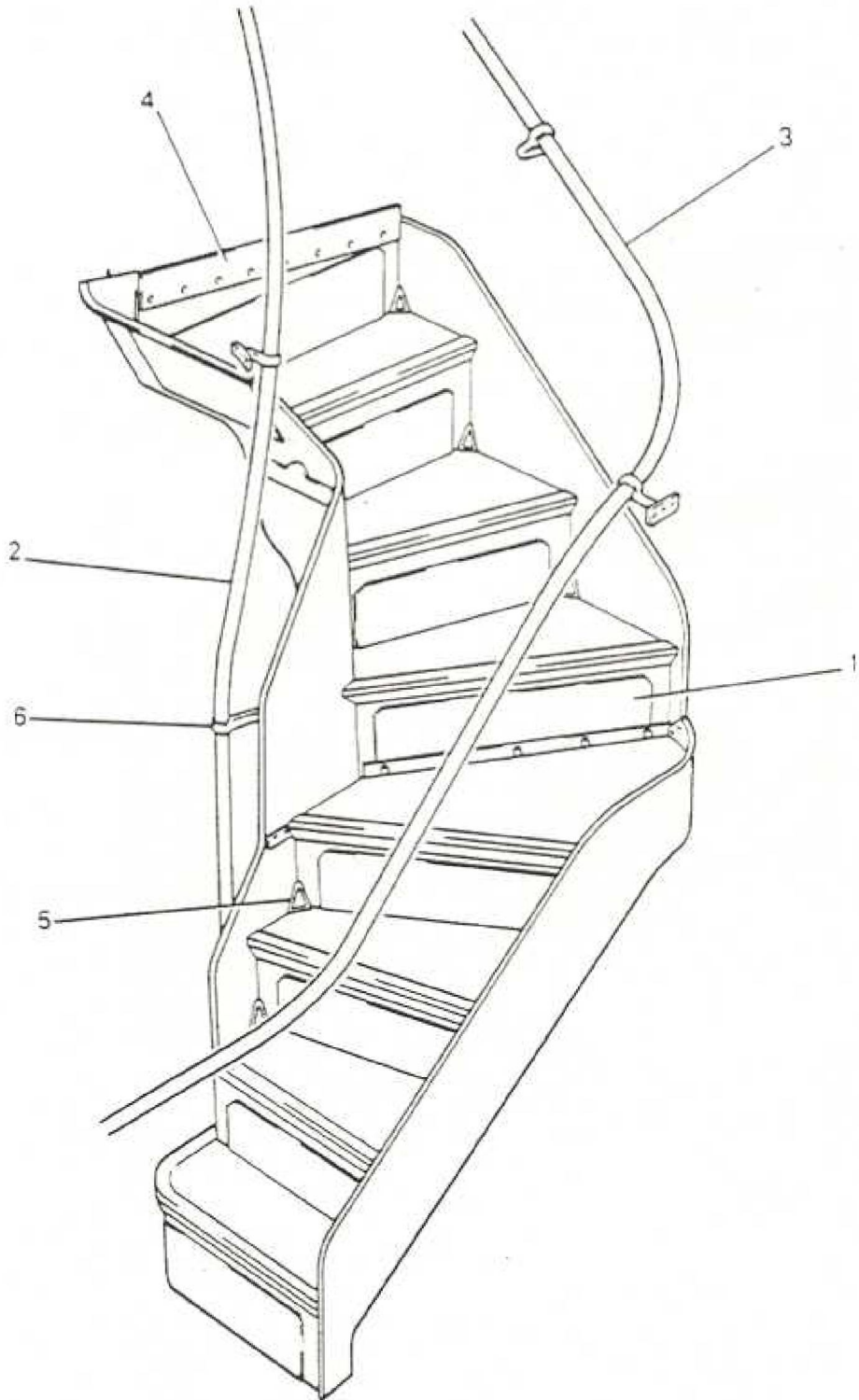


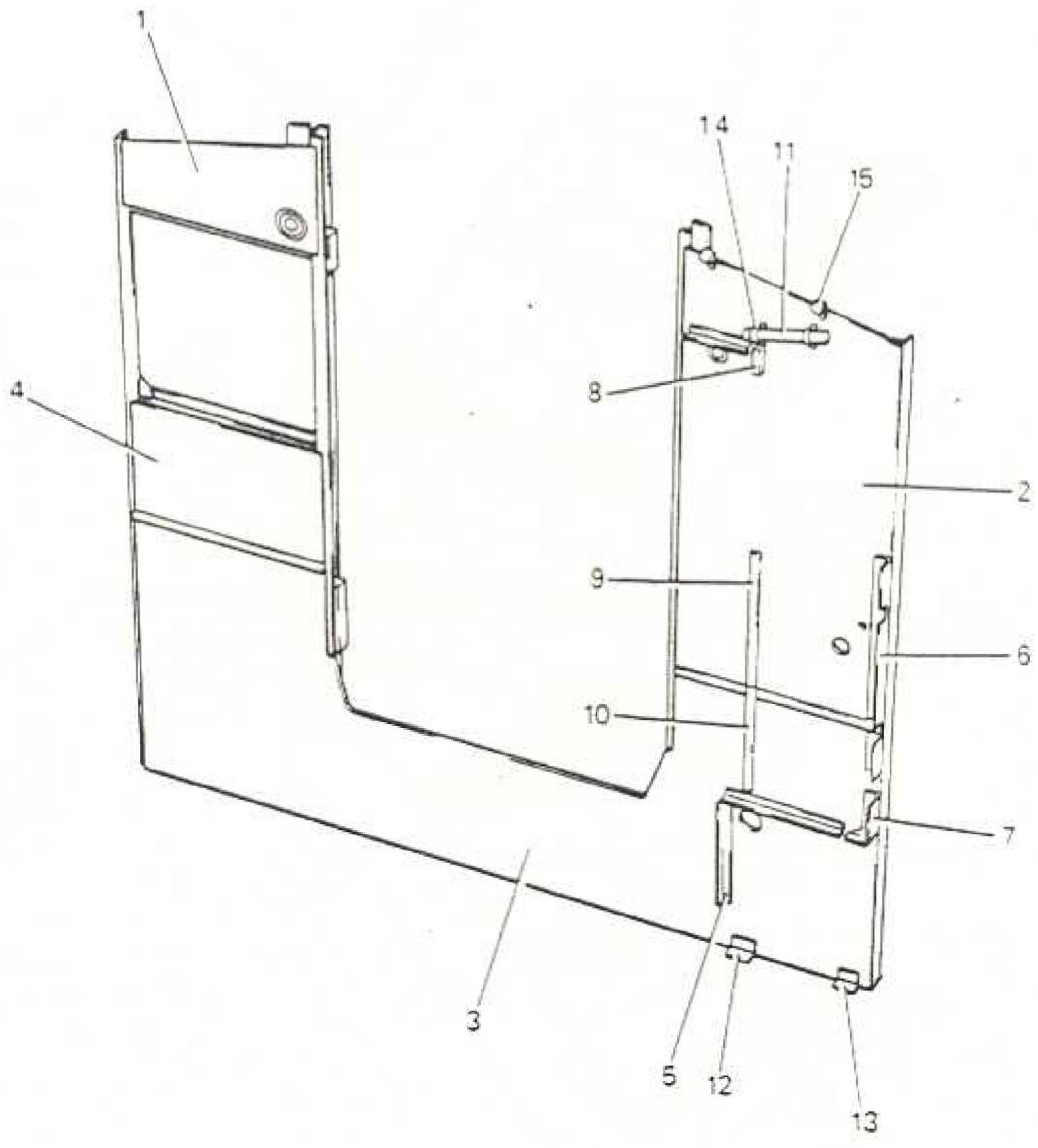
FRONT

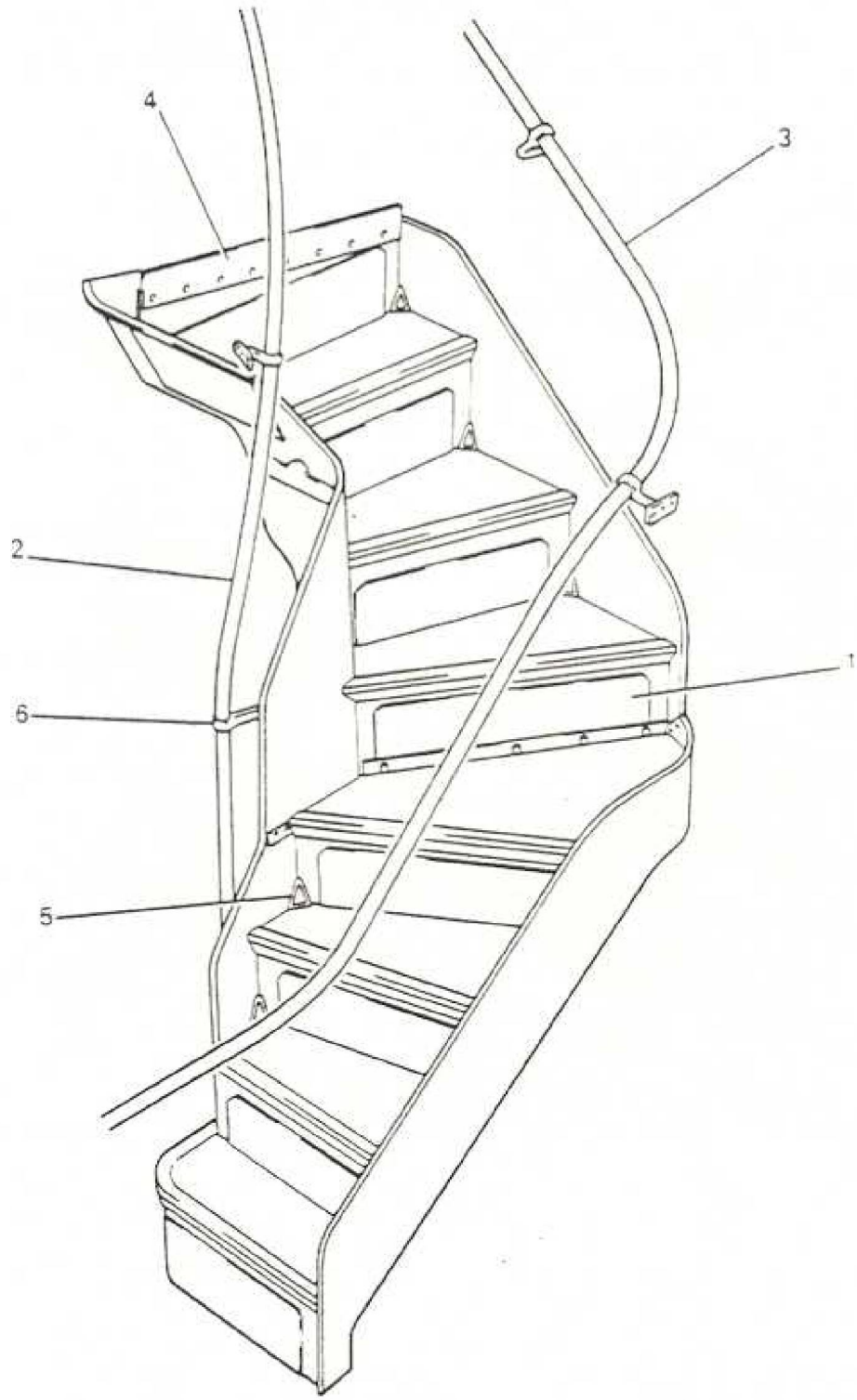


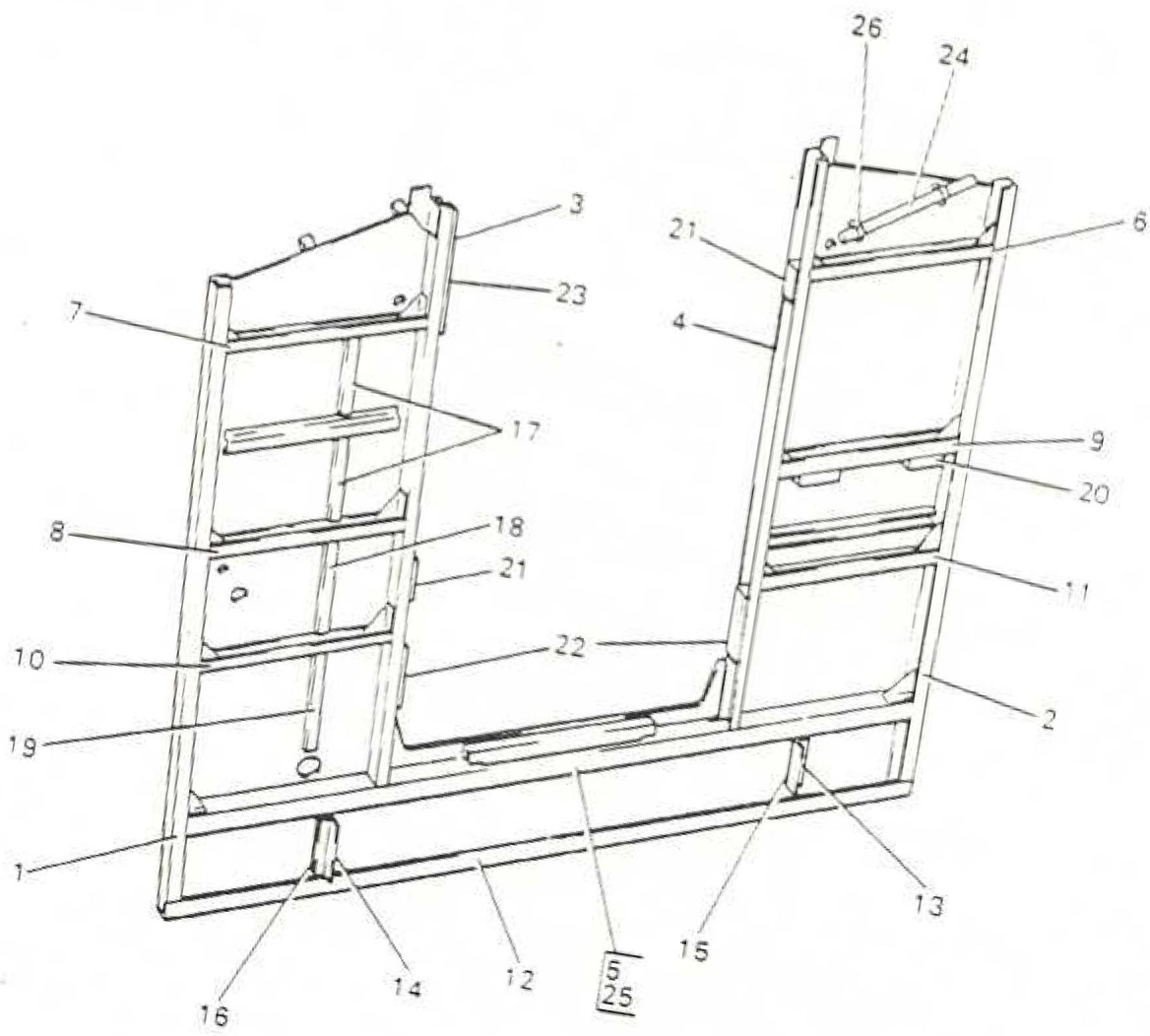
A10

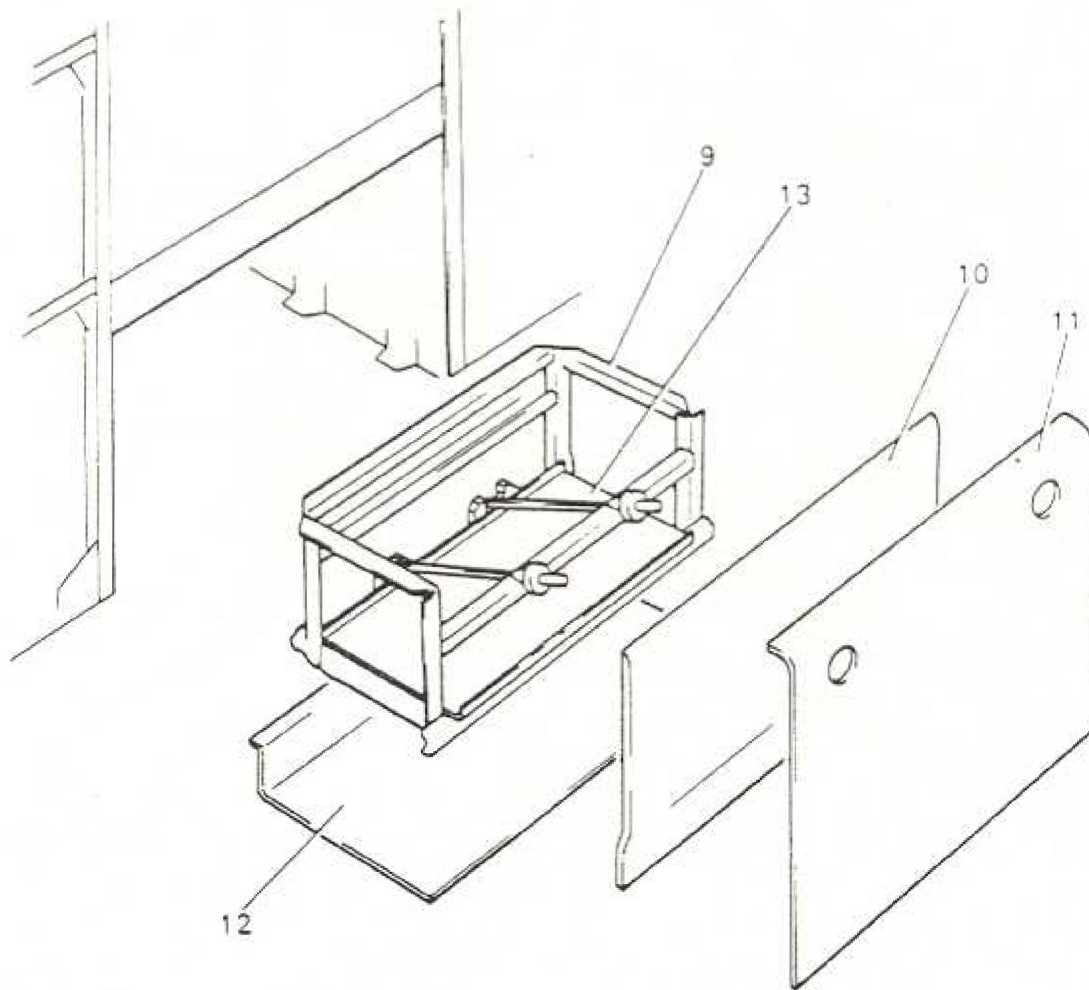


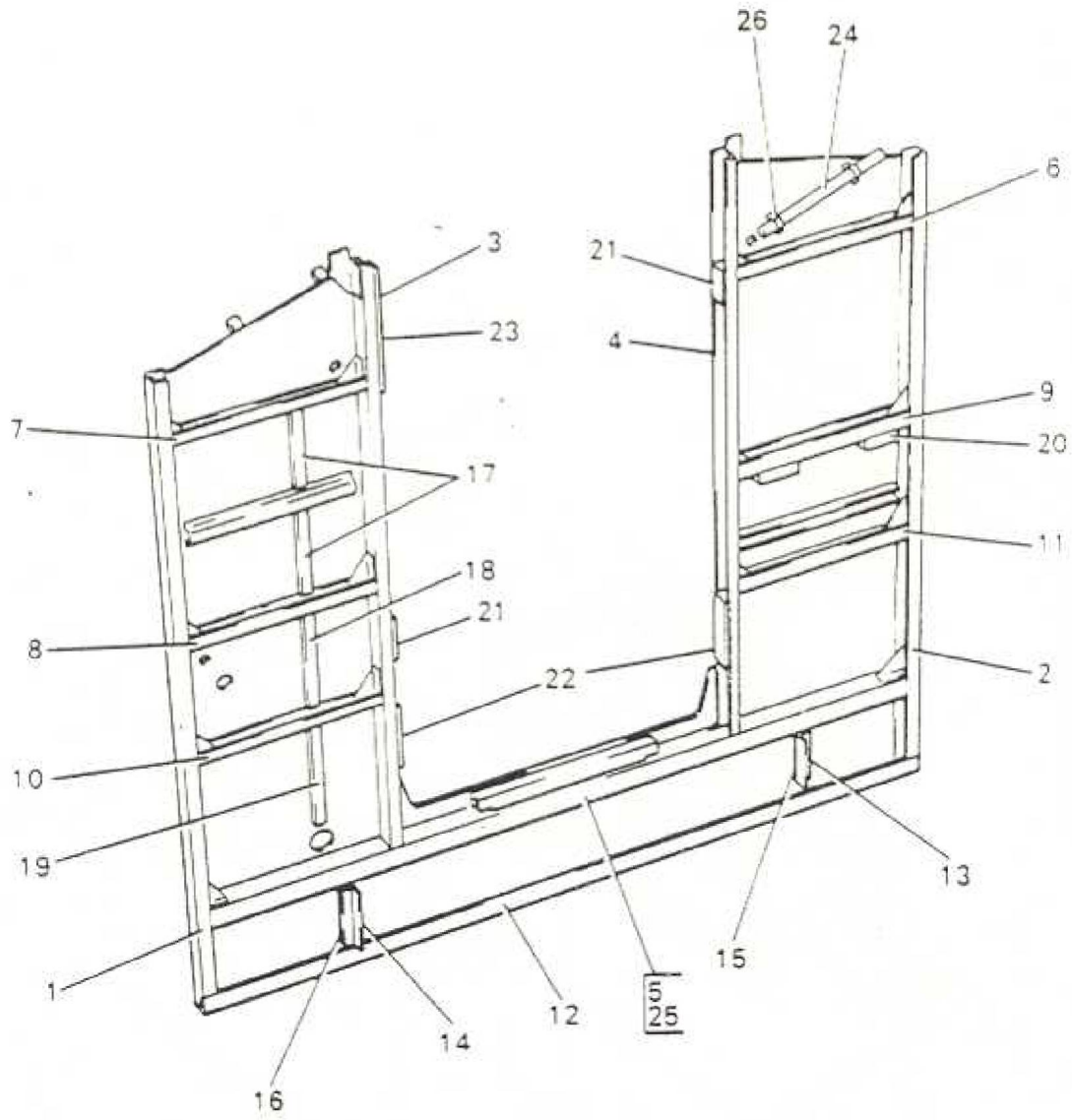


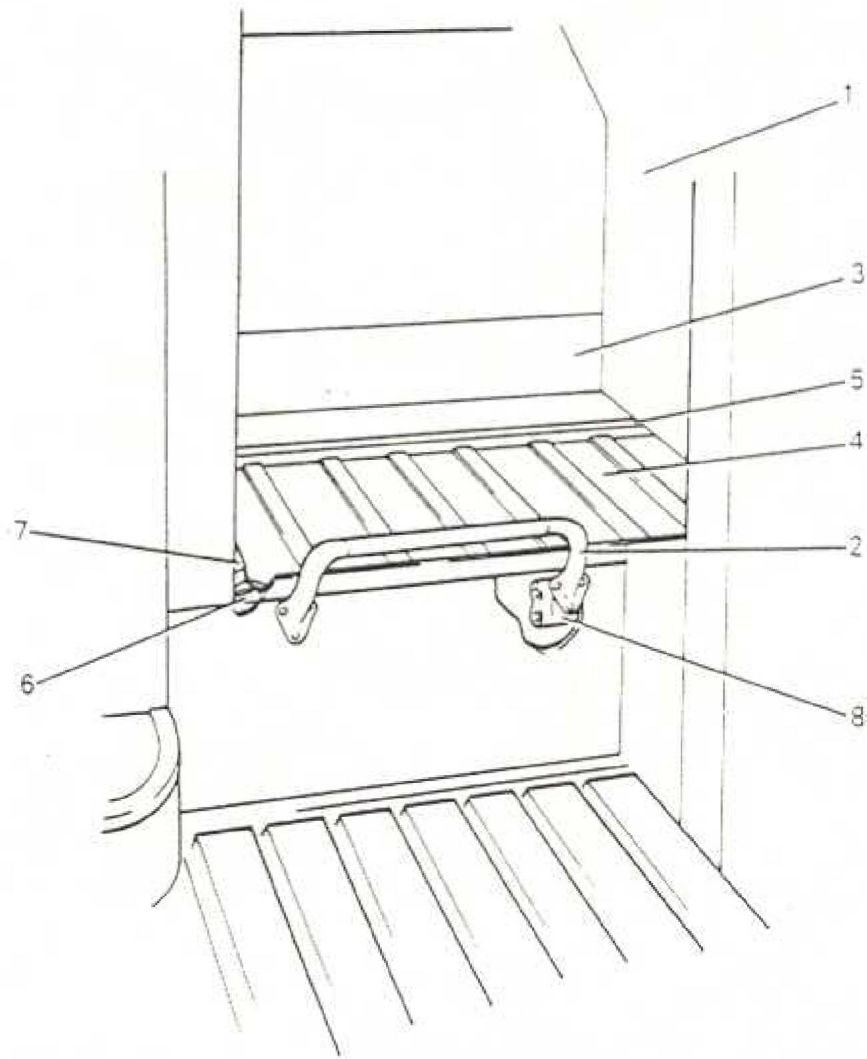


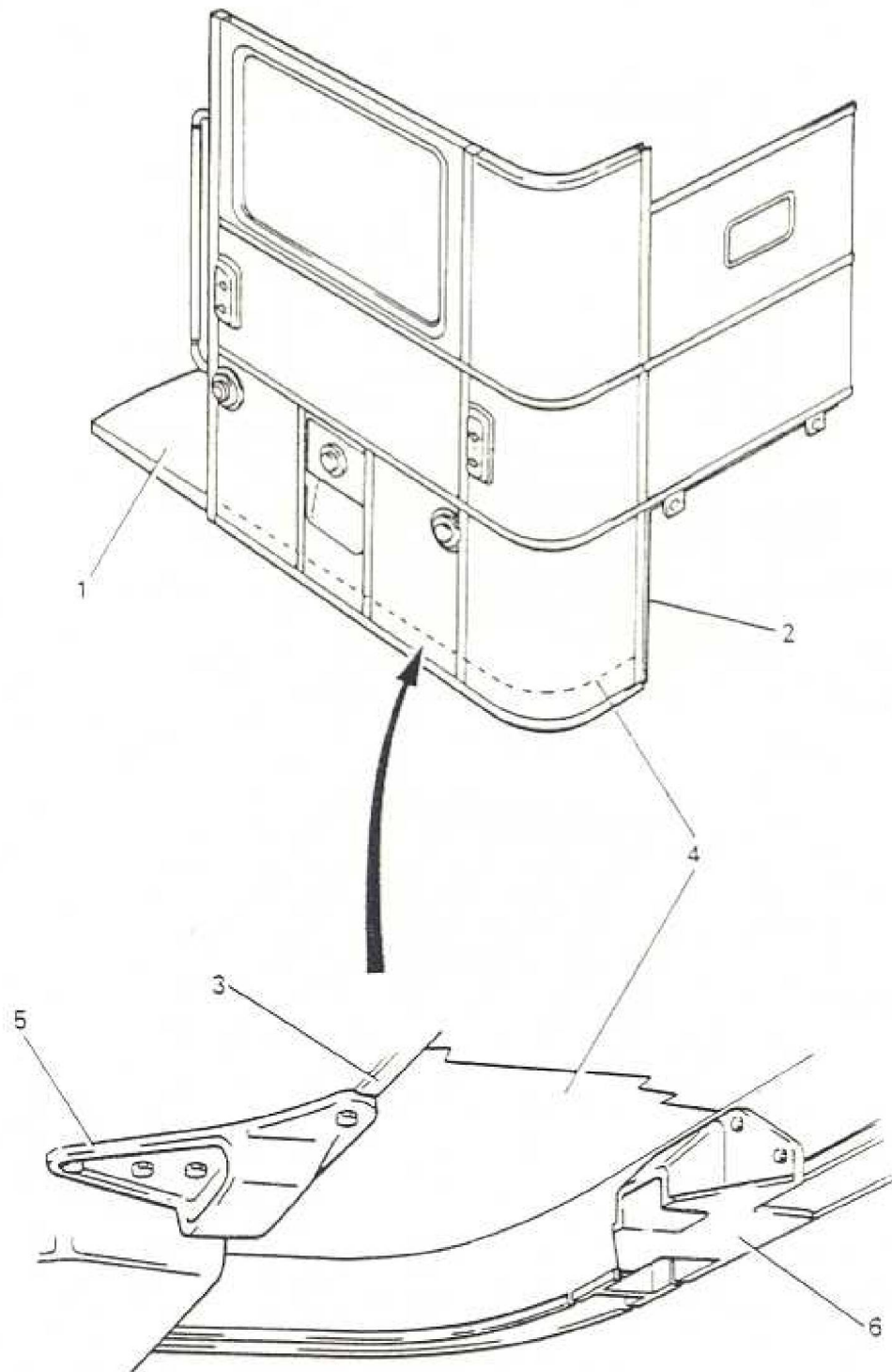


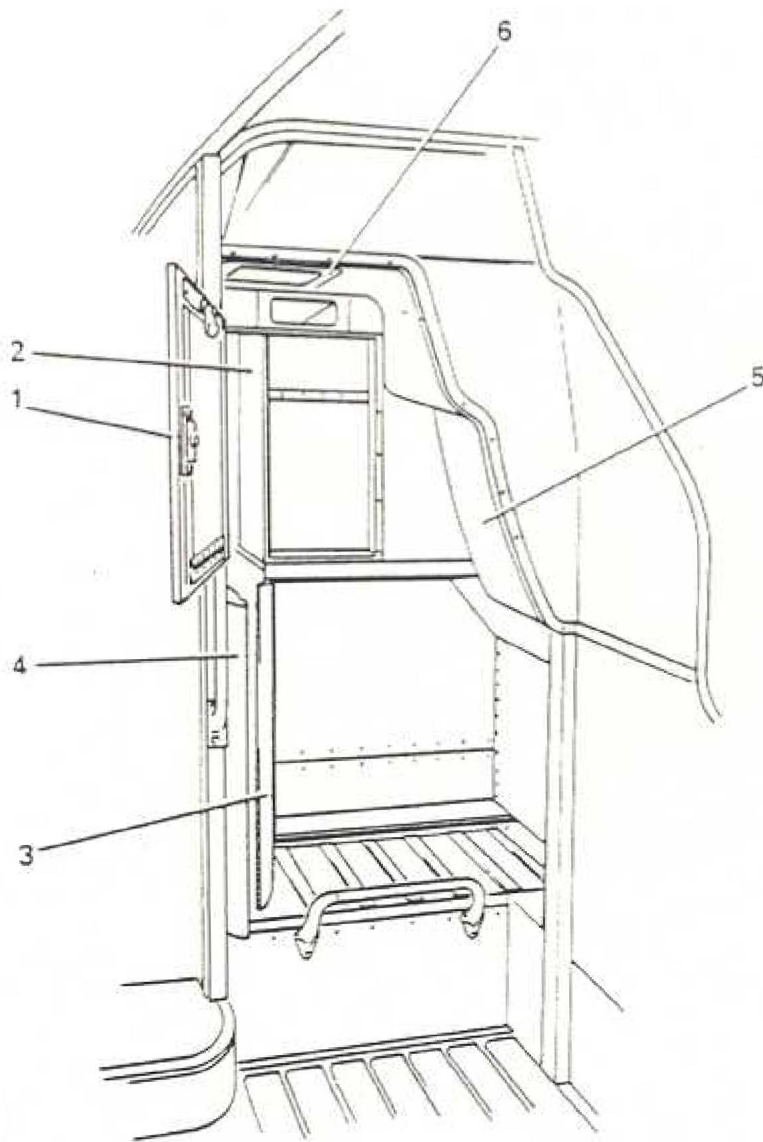


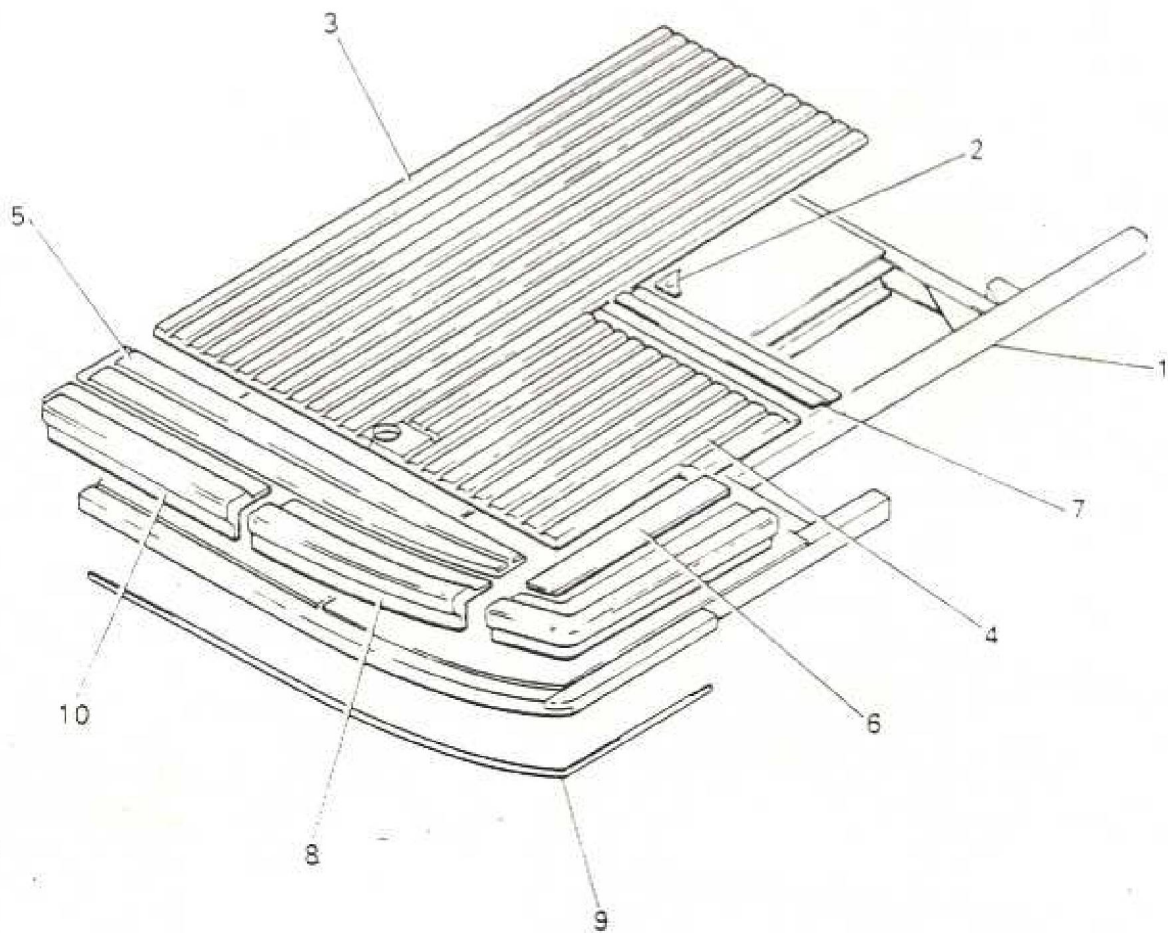


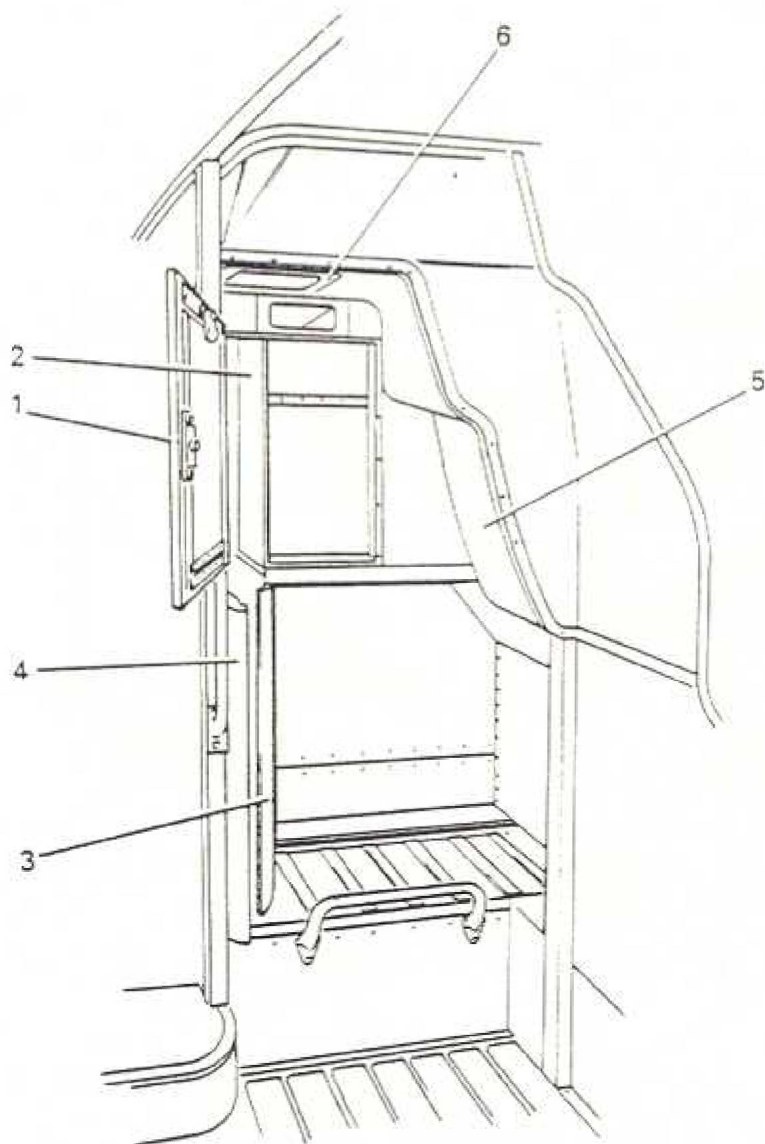


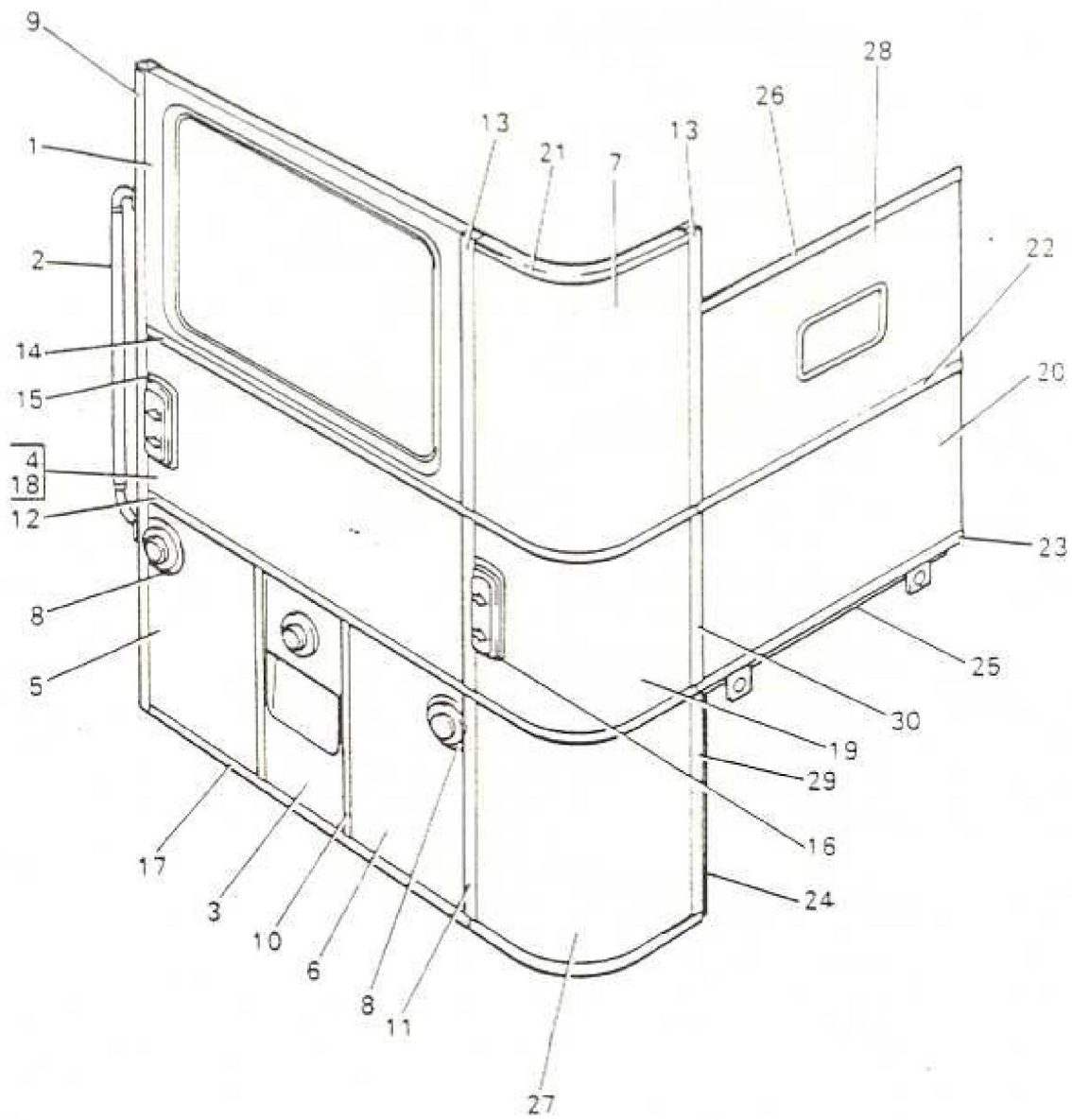


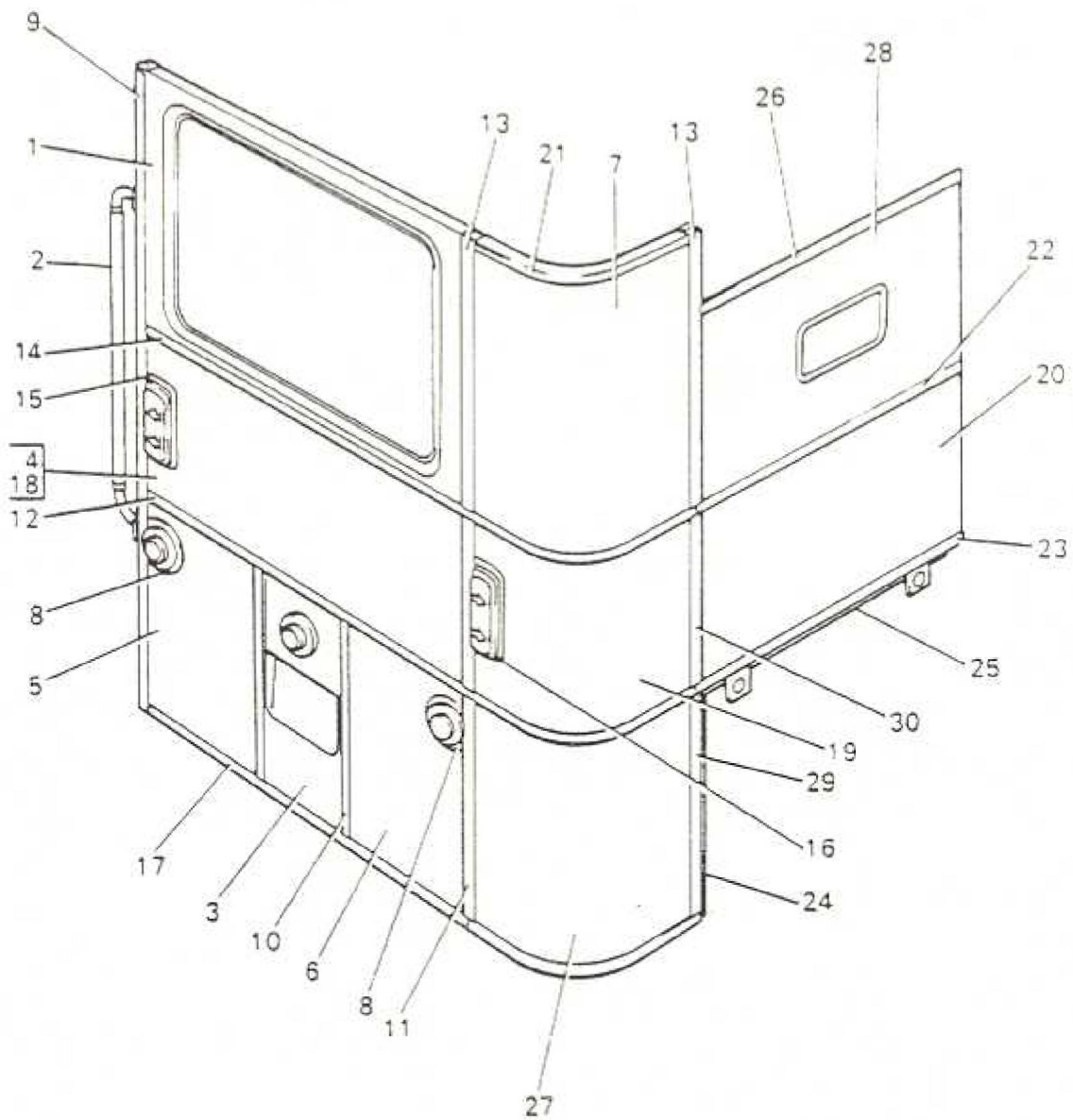


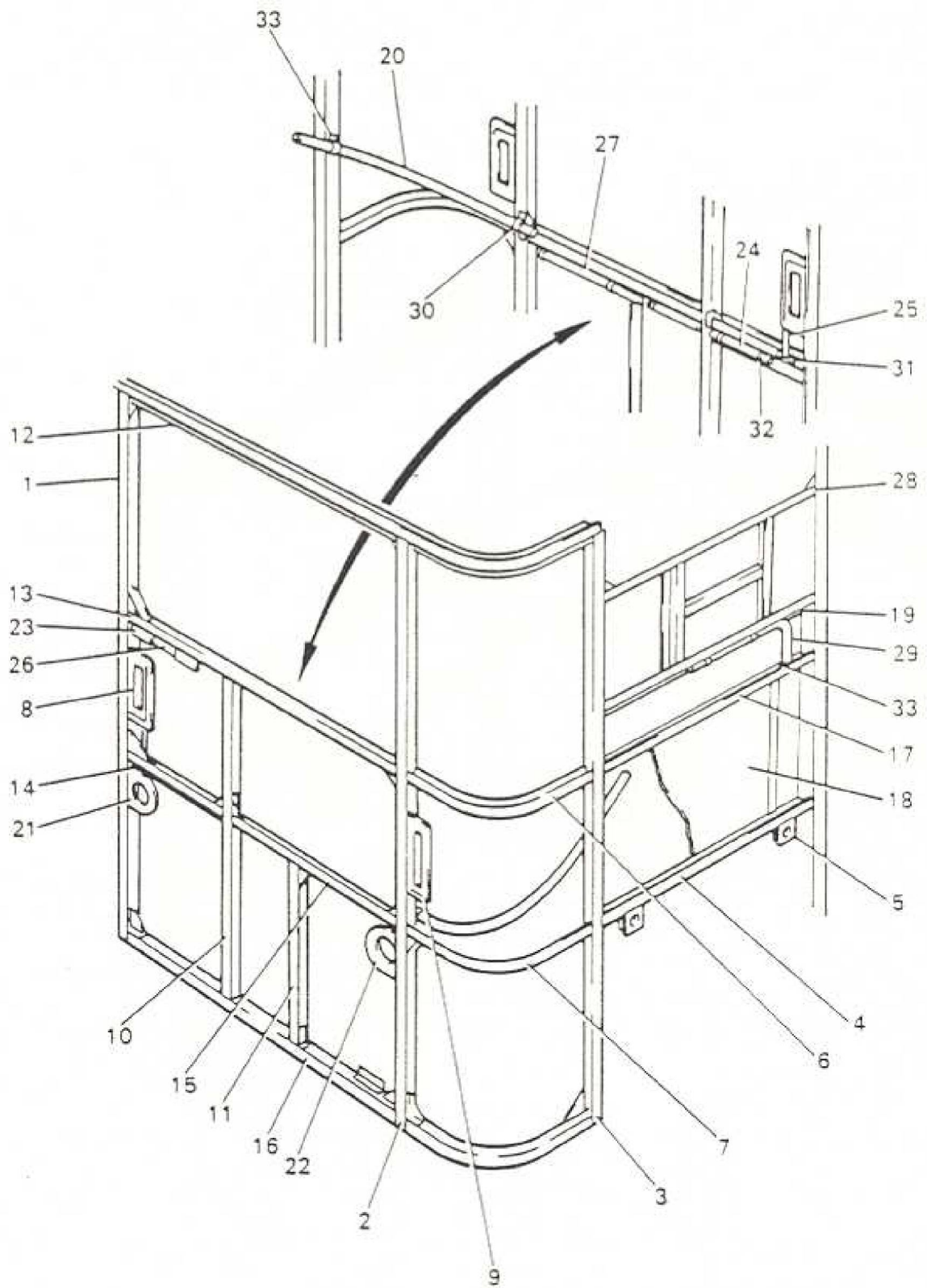


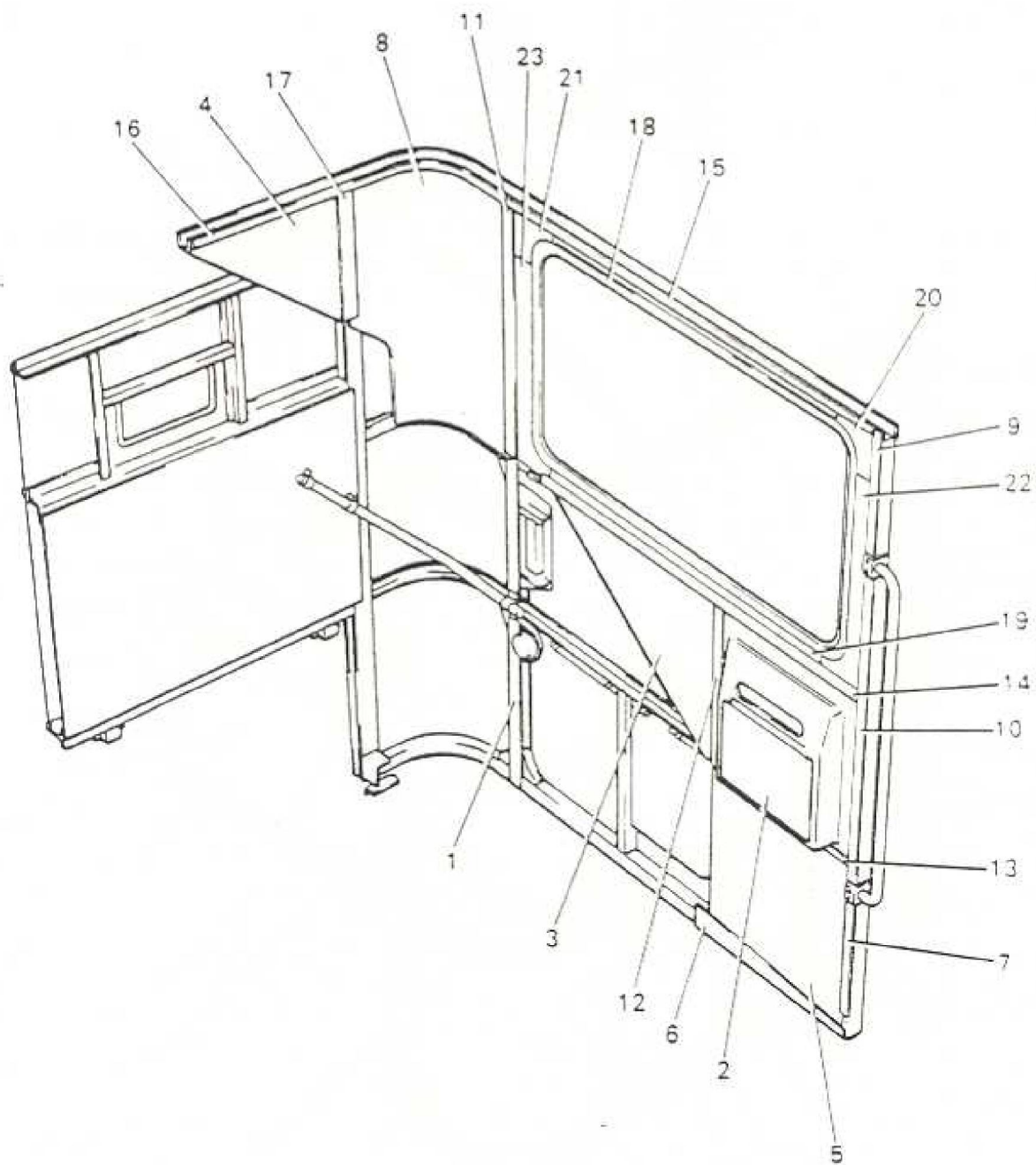


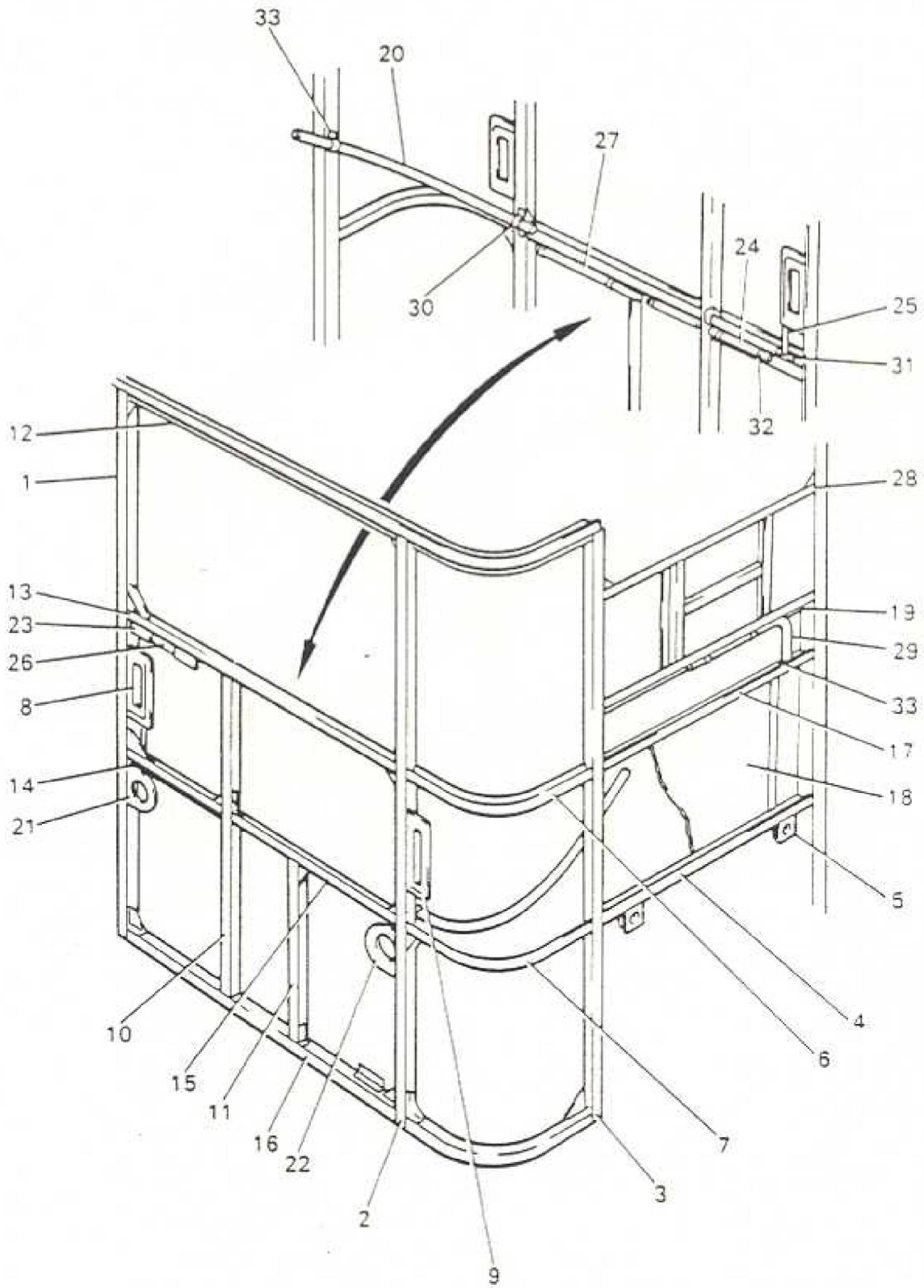


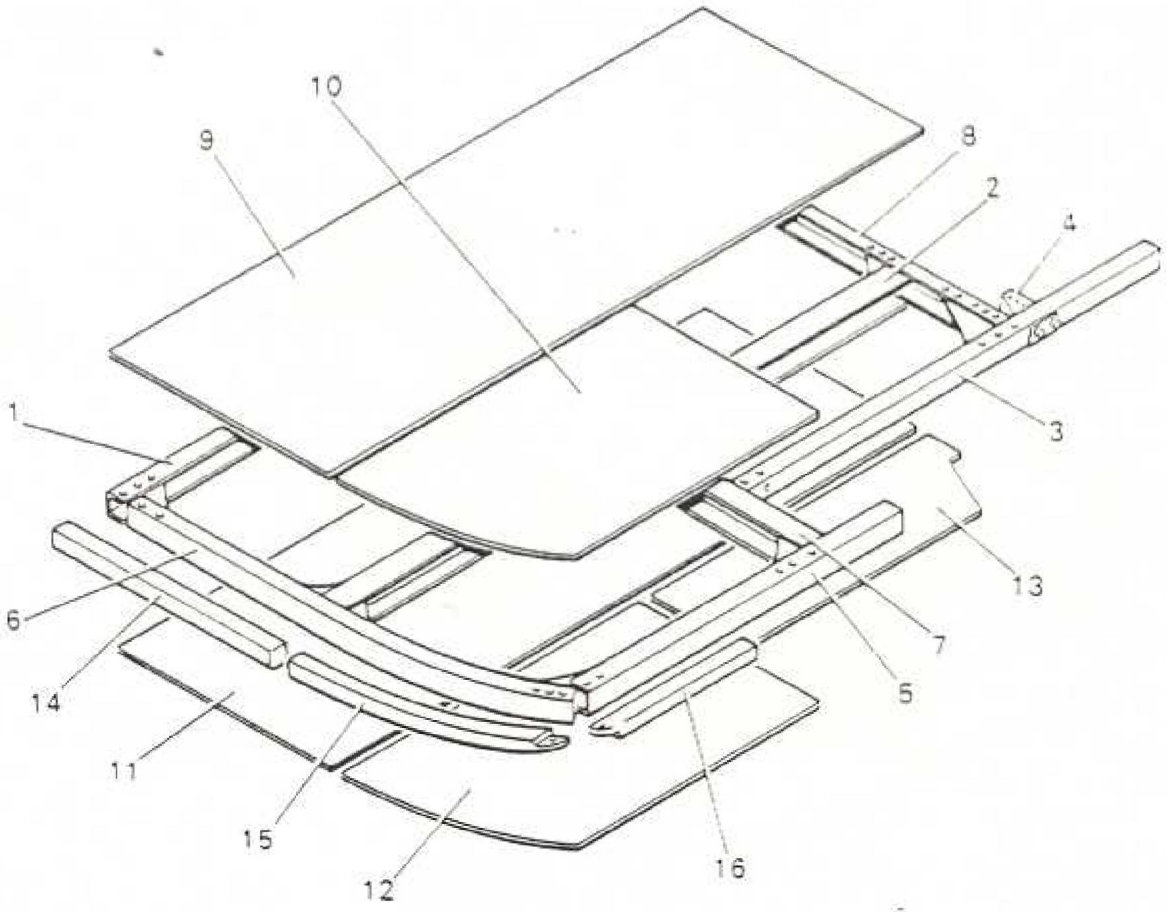


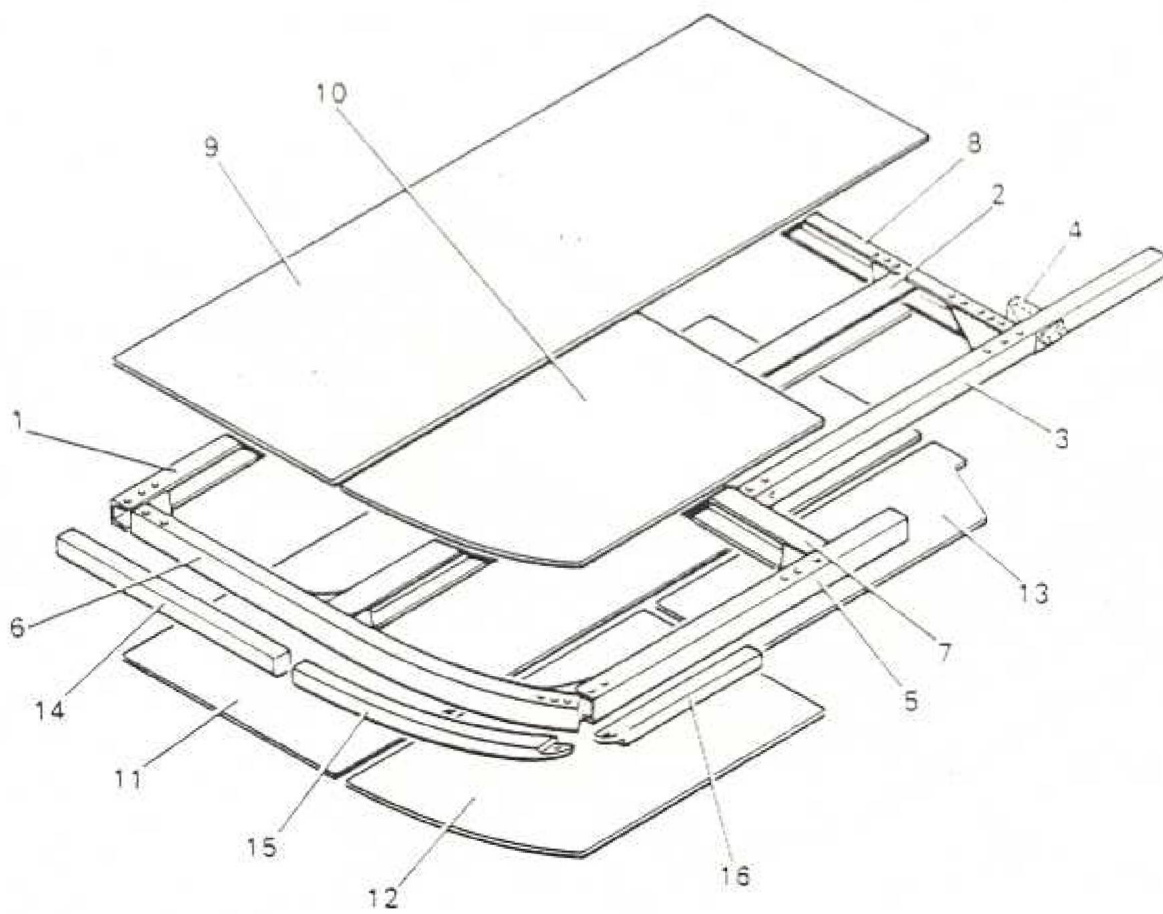


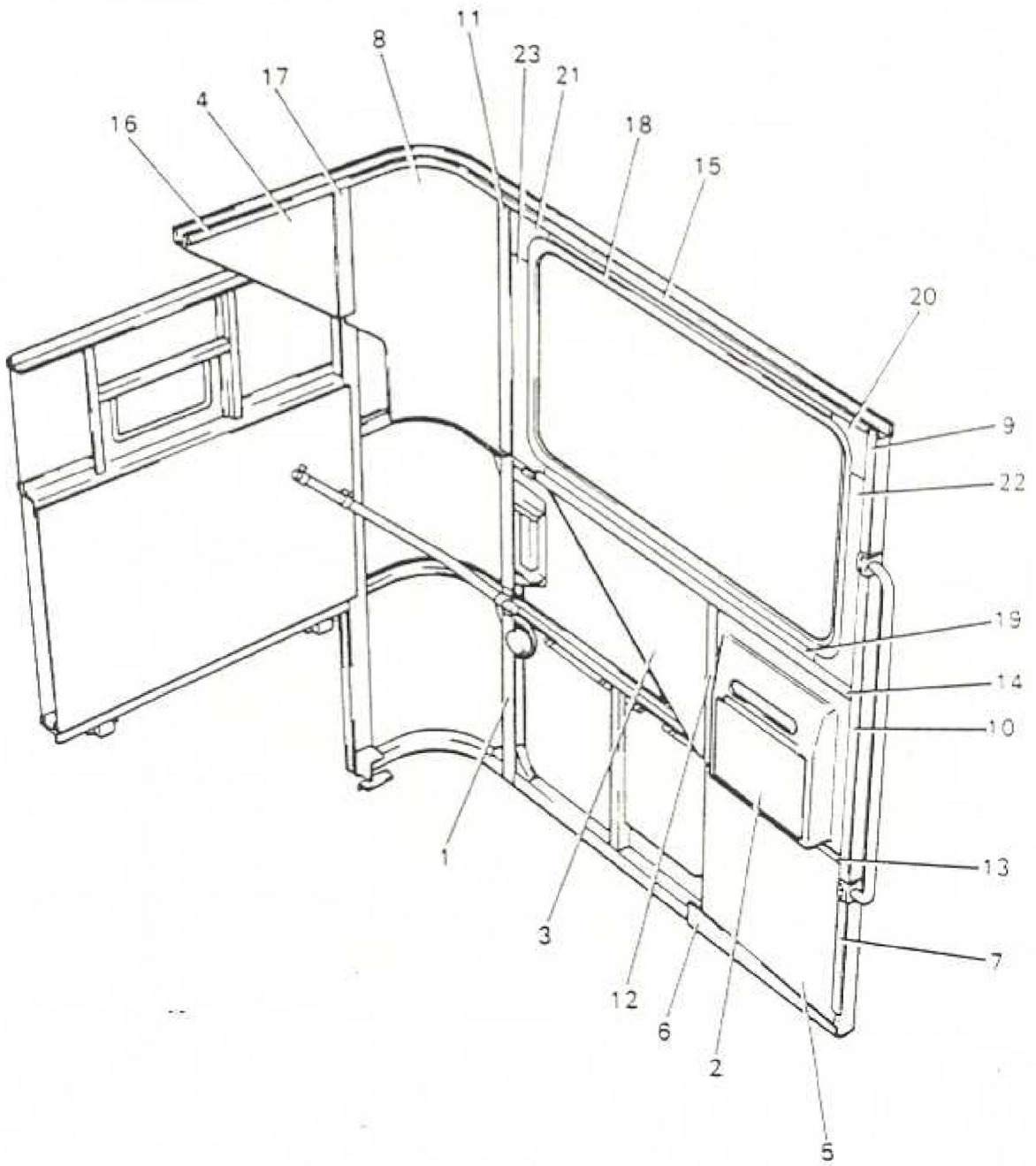


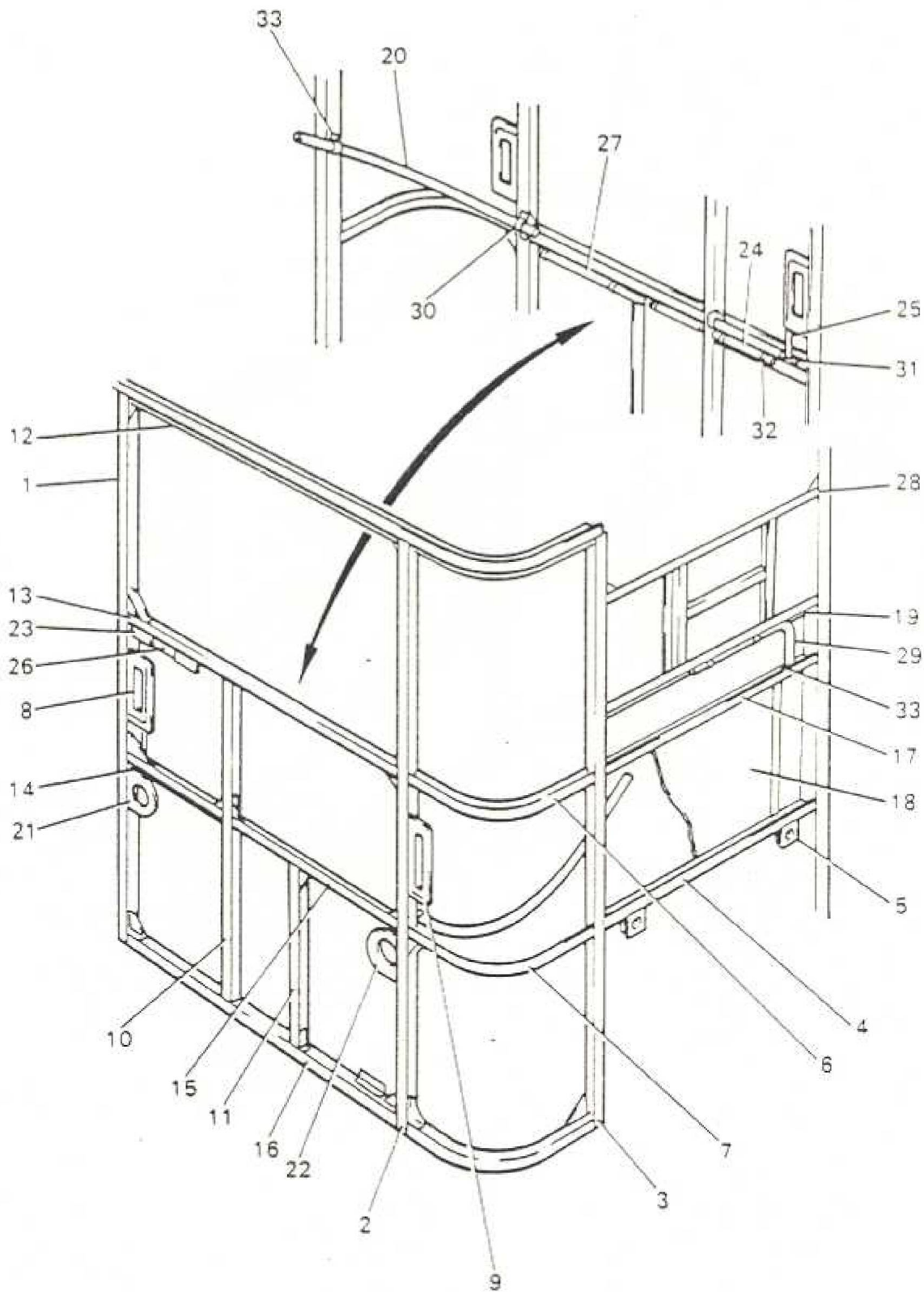


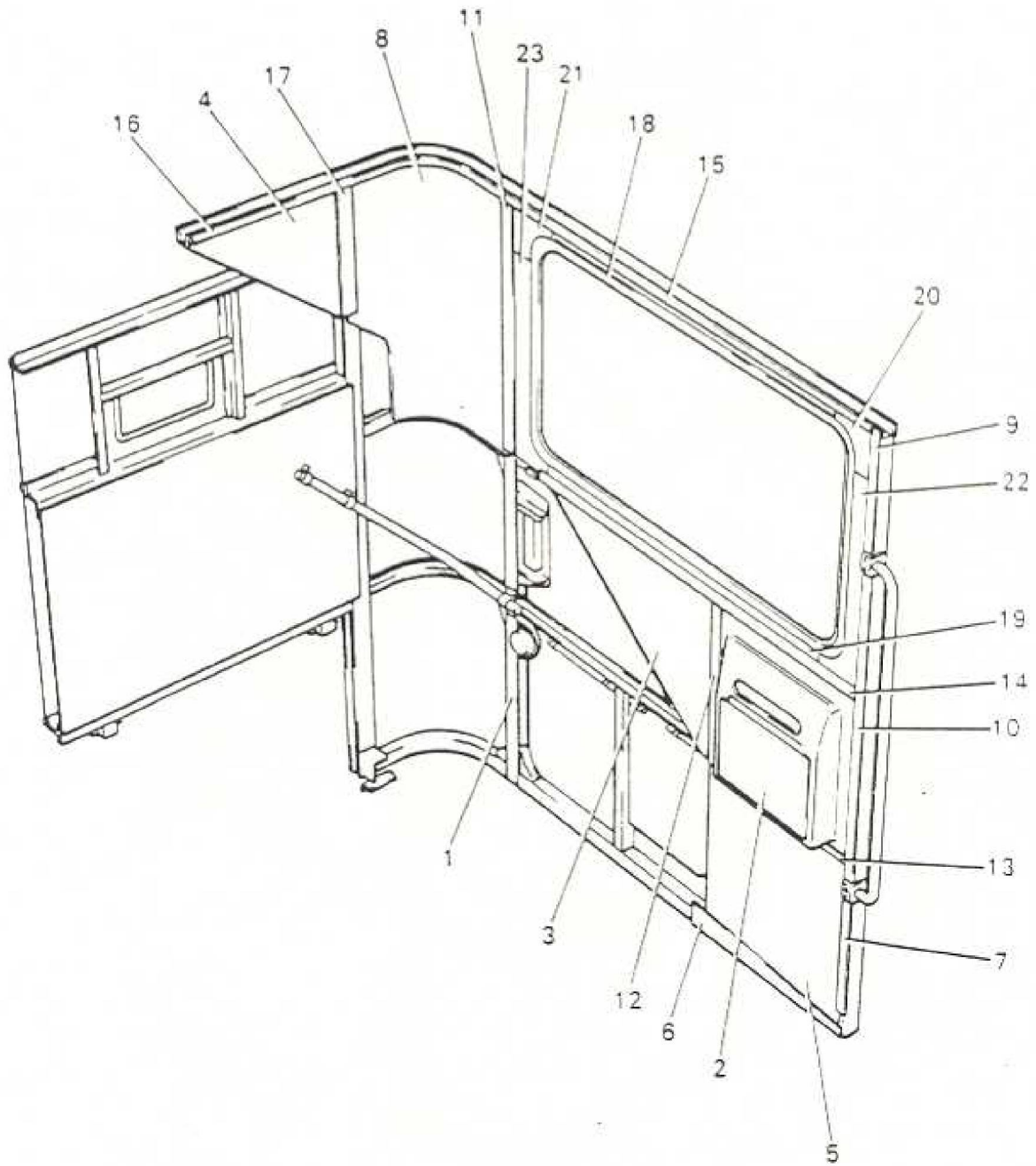


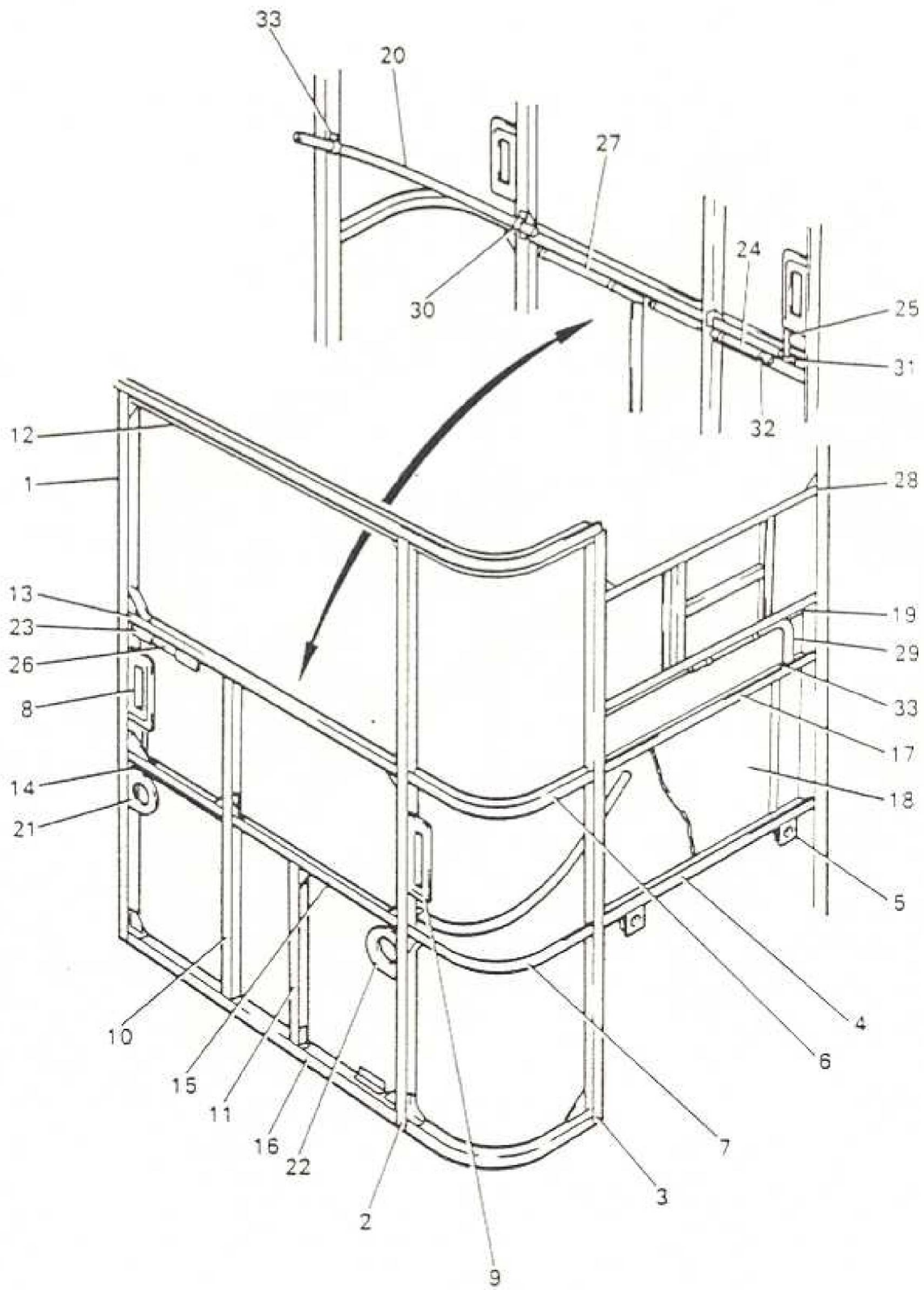


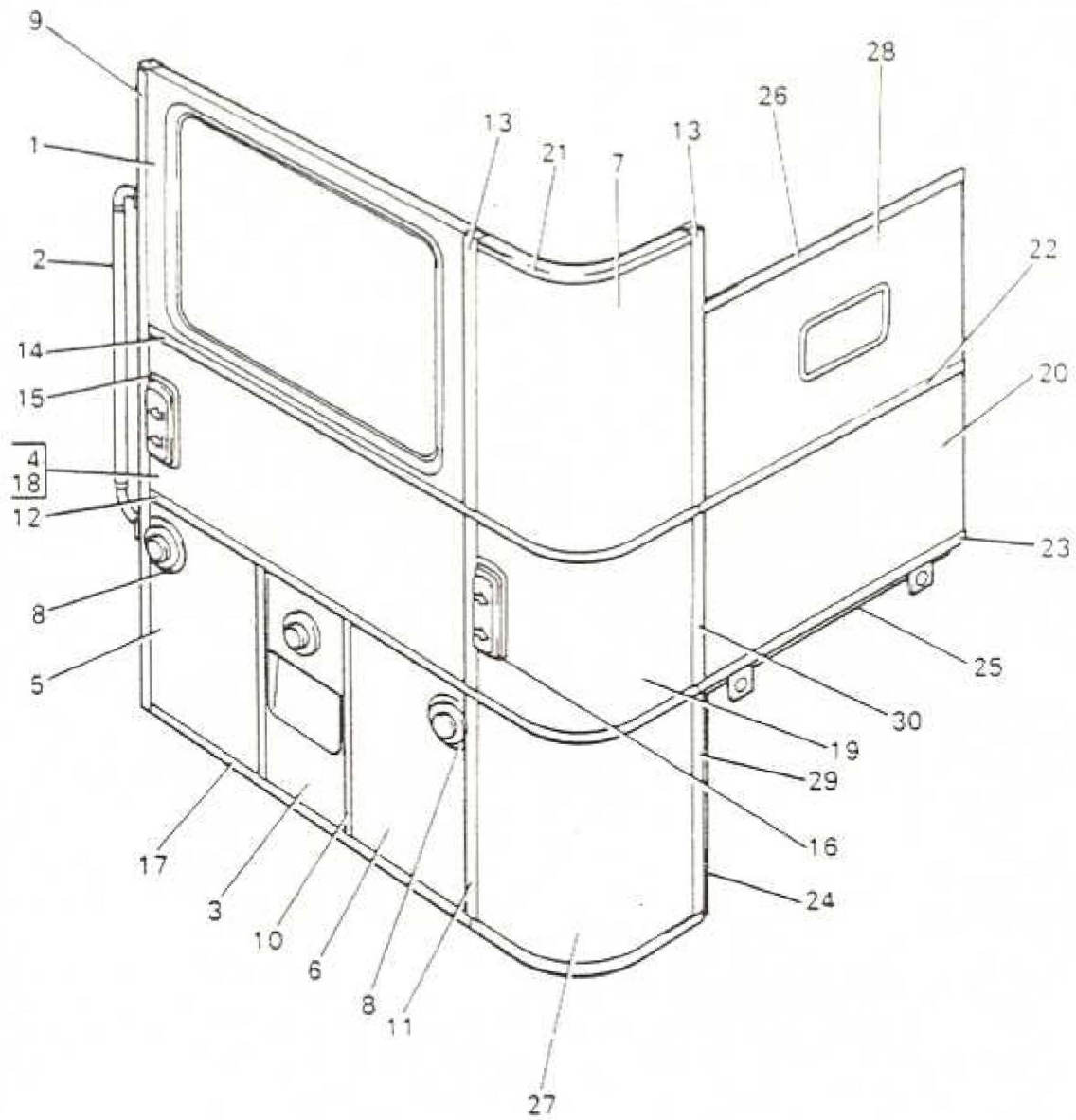


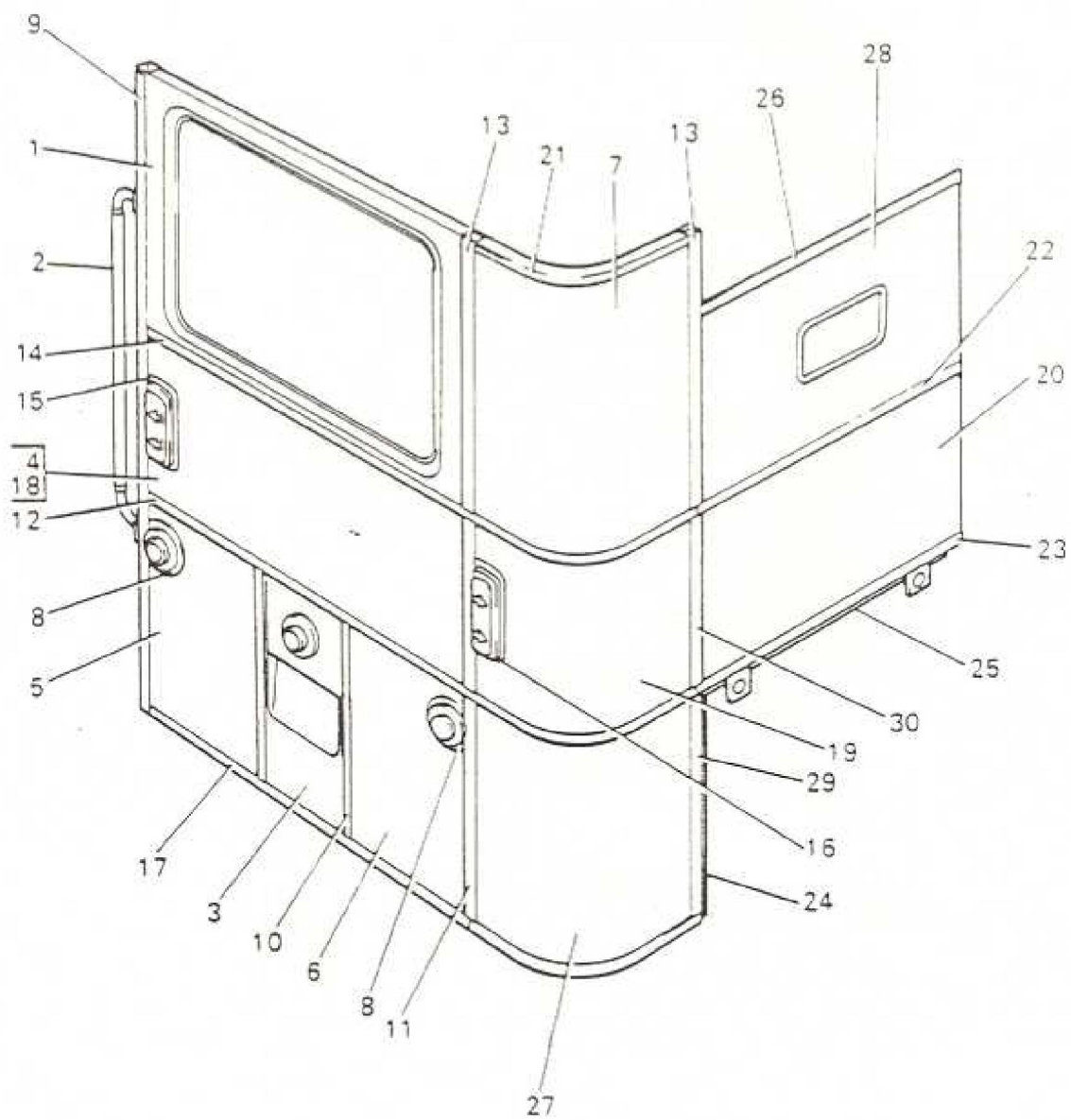


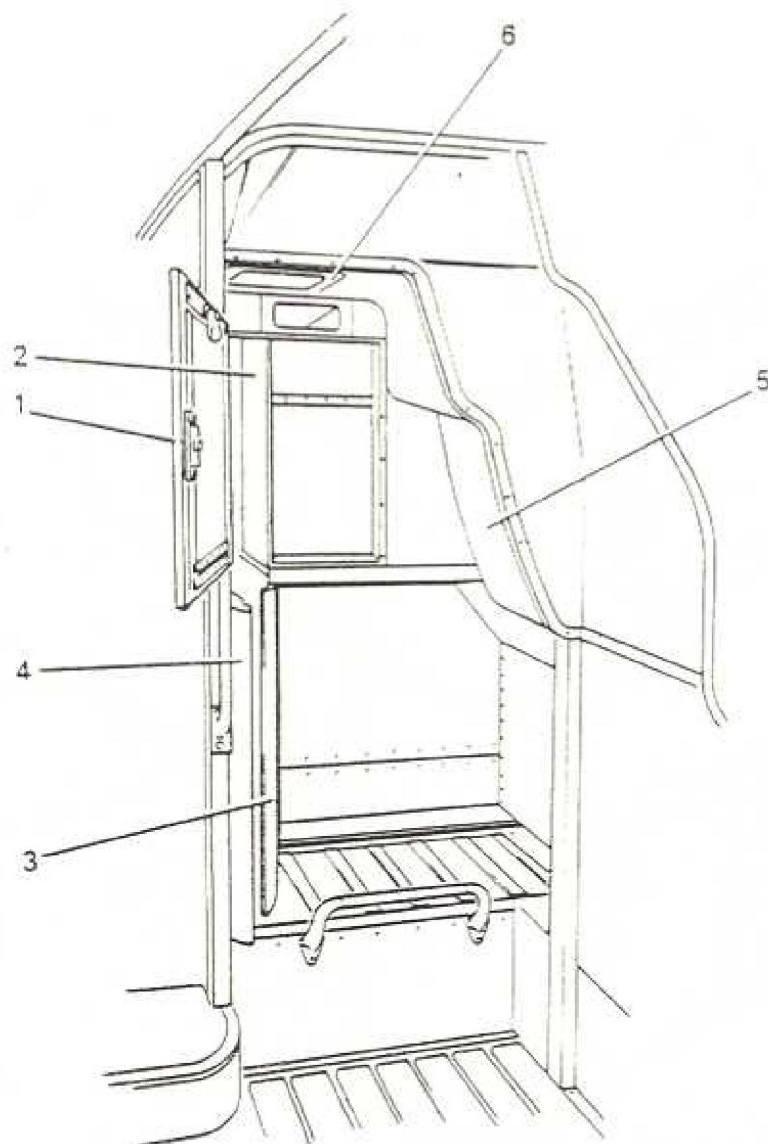


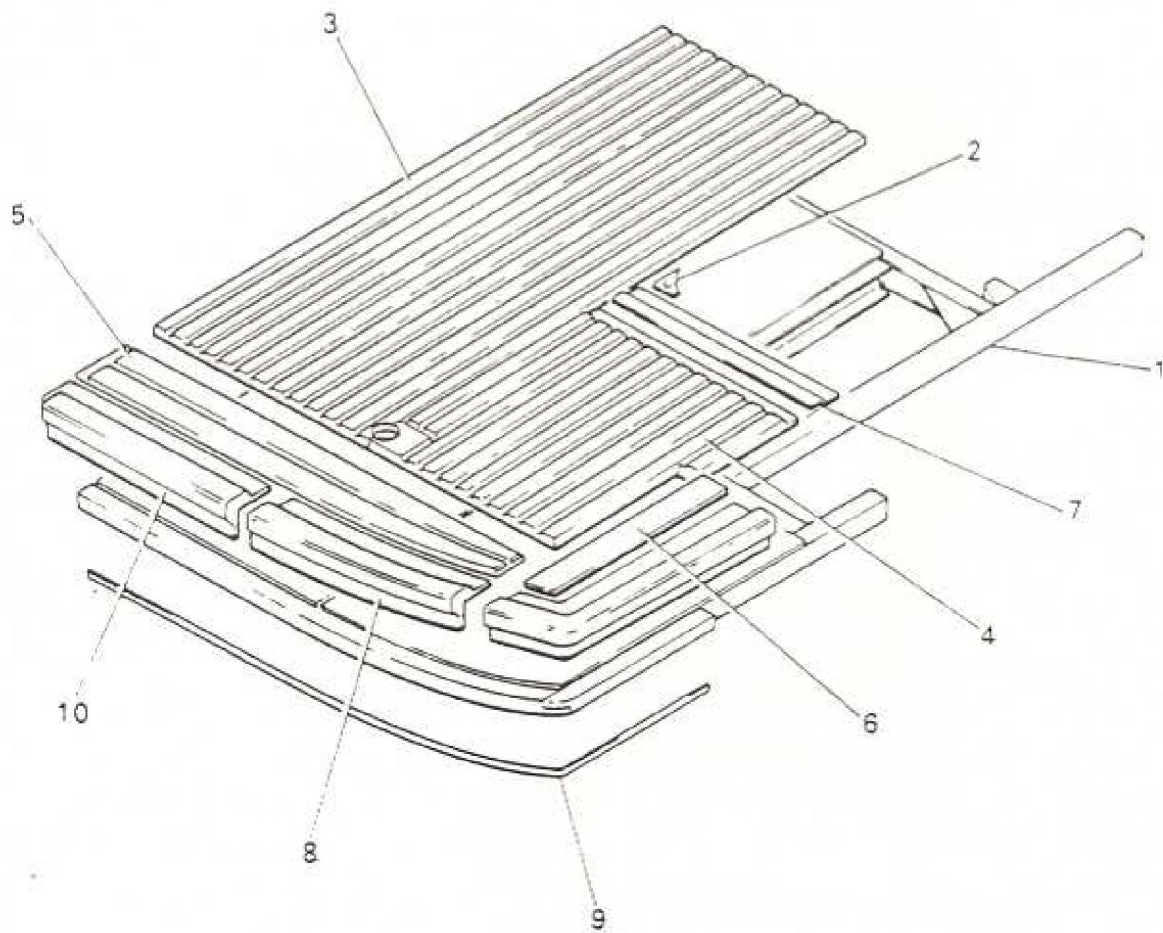


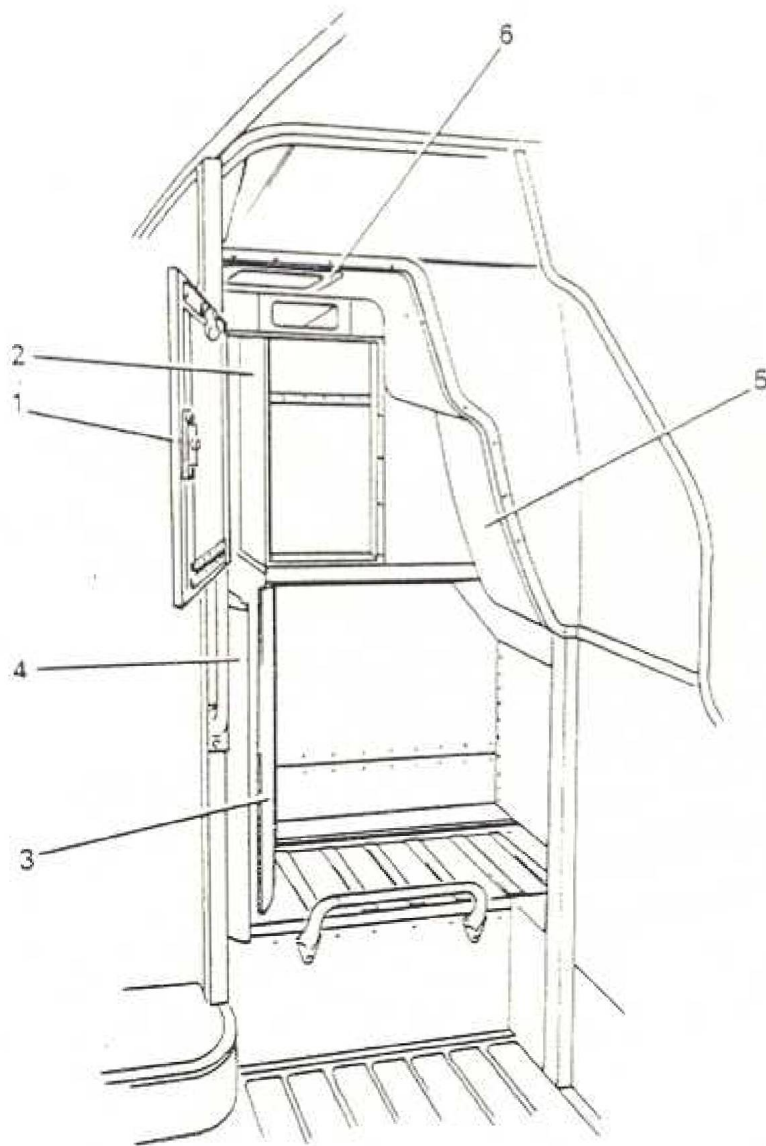


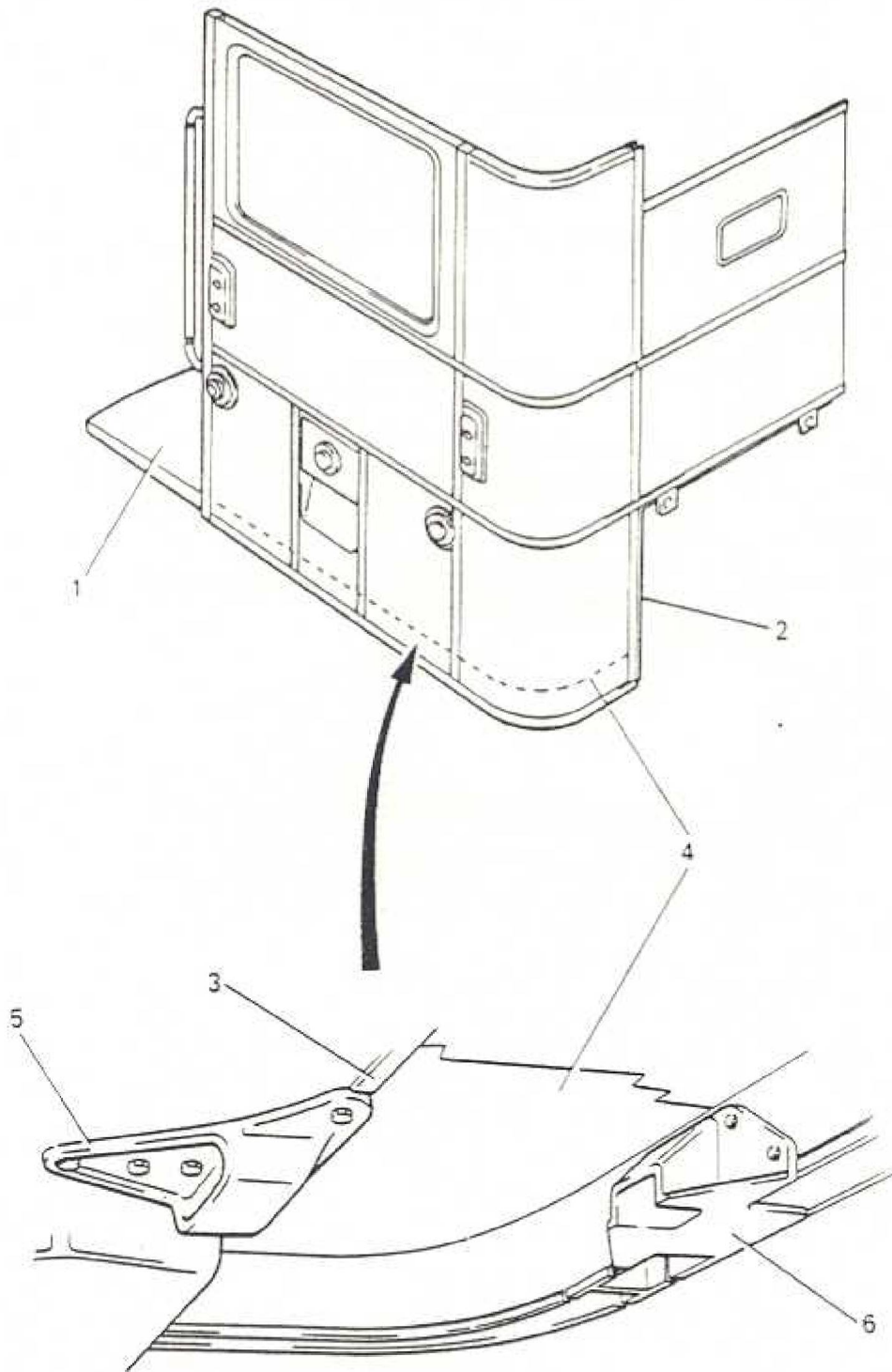


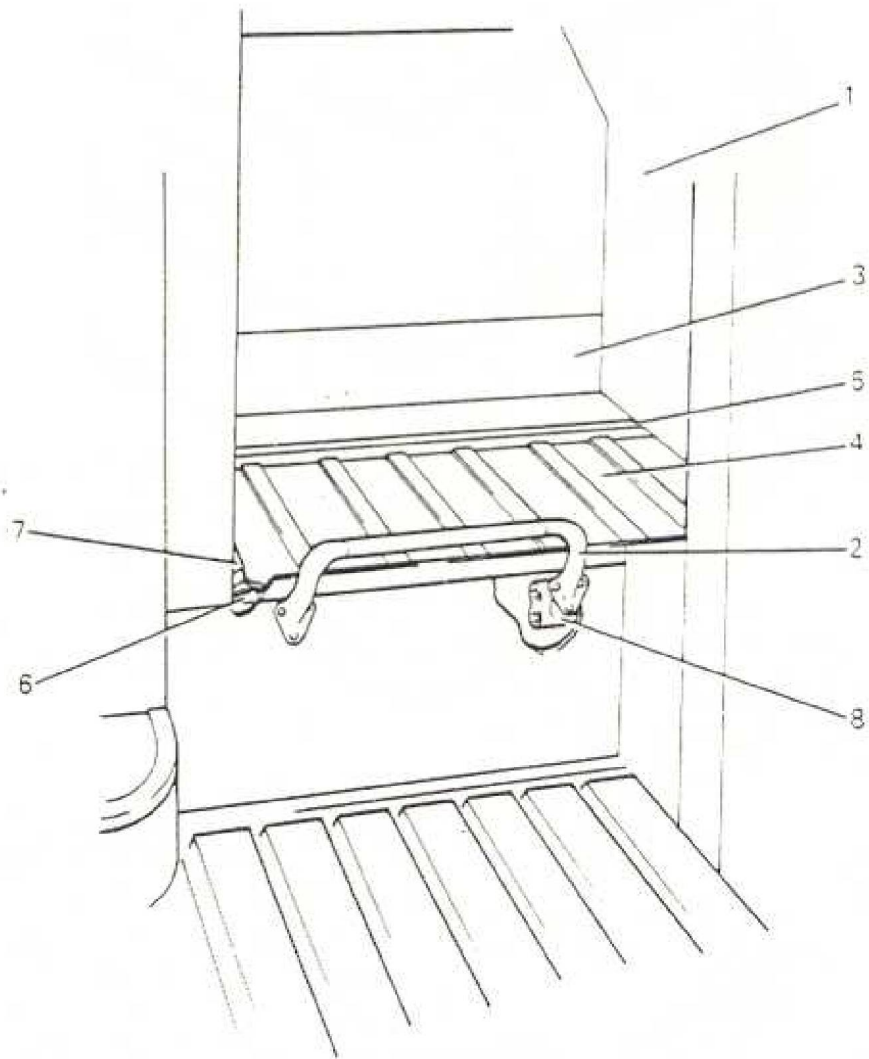


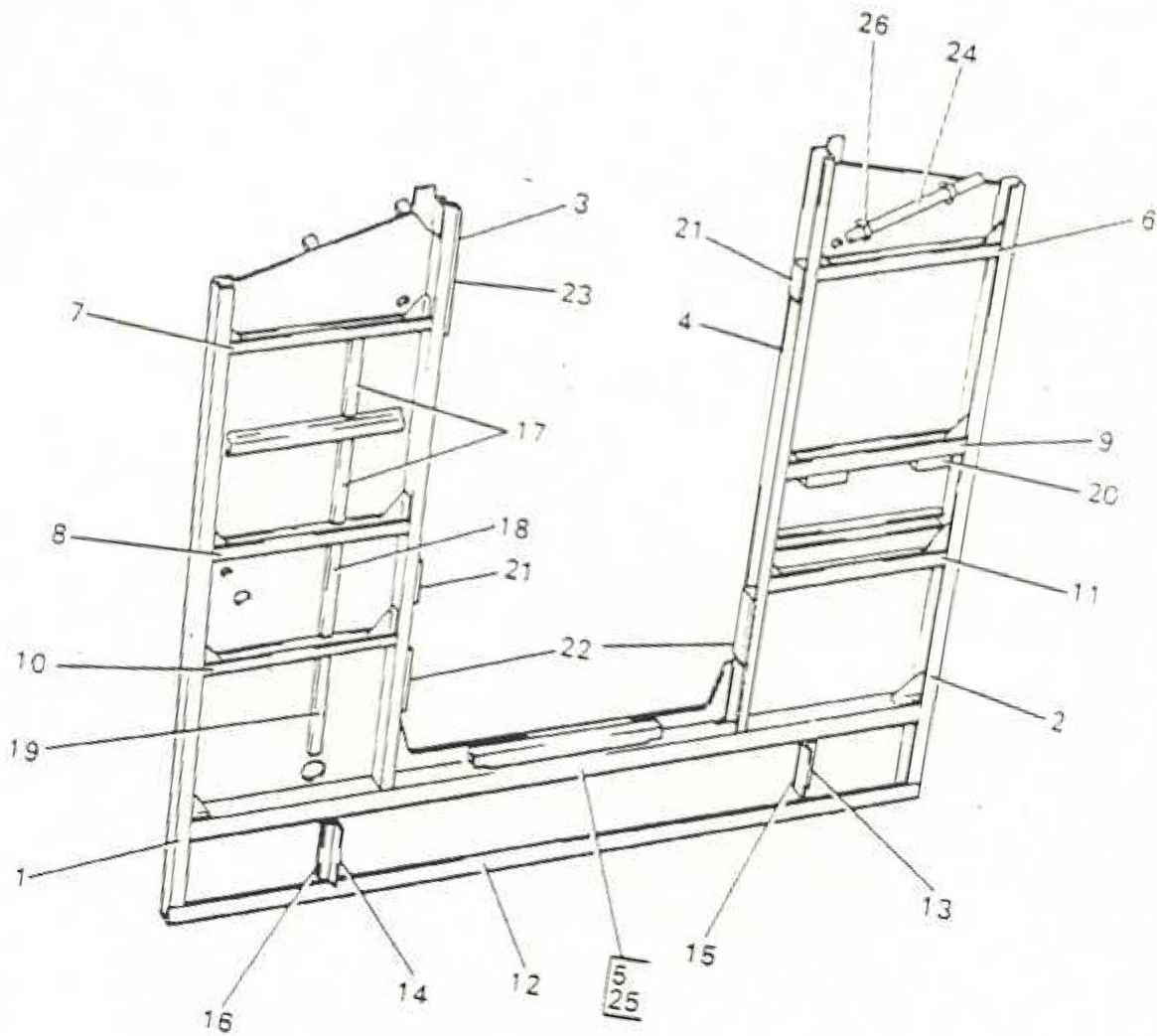


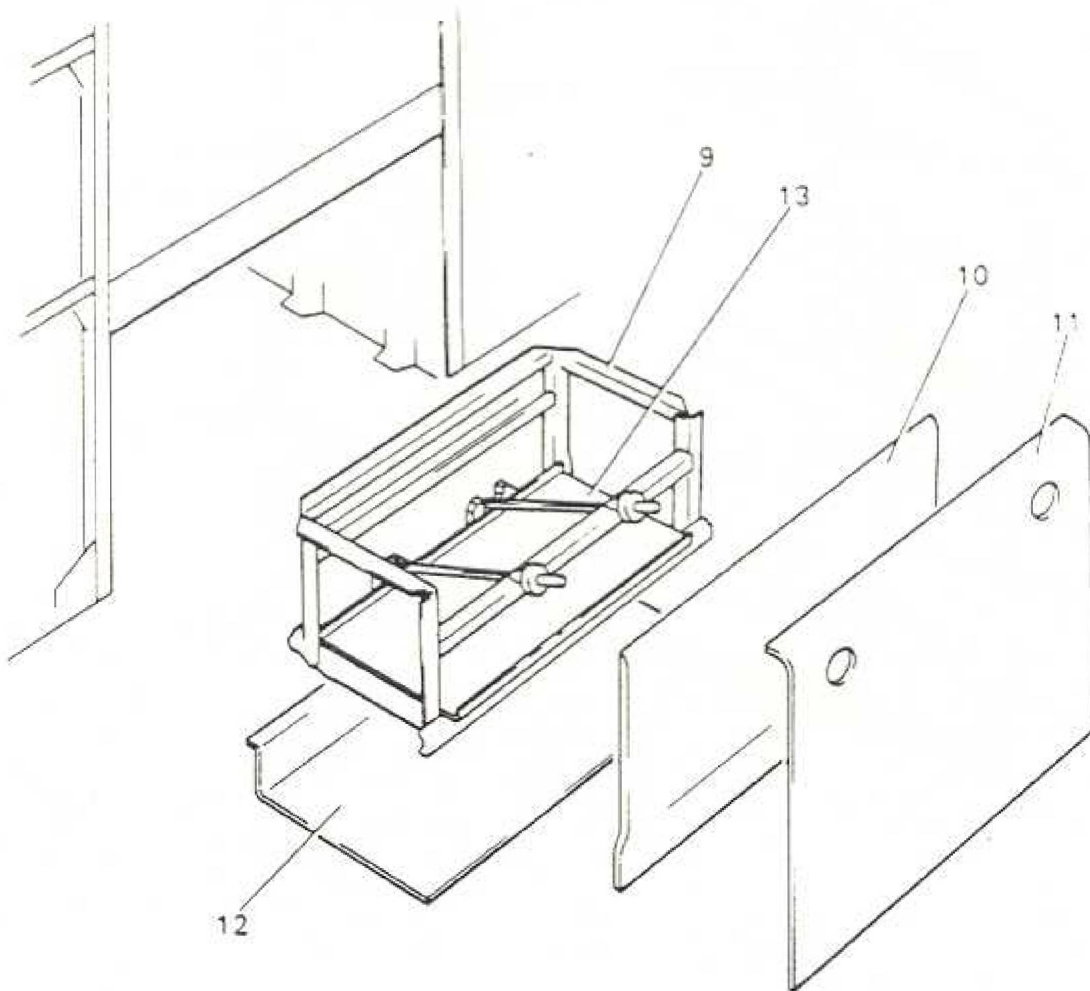


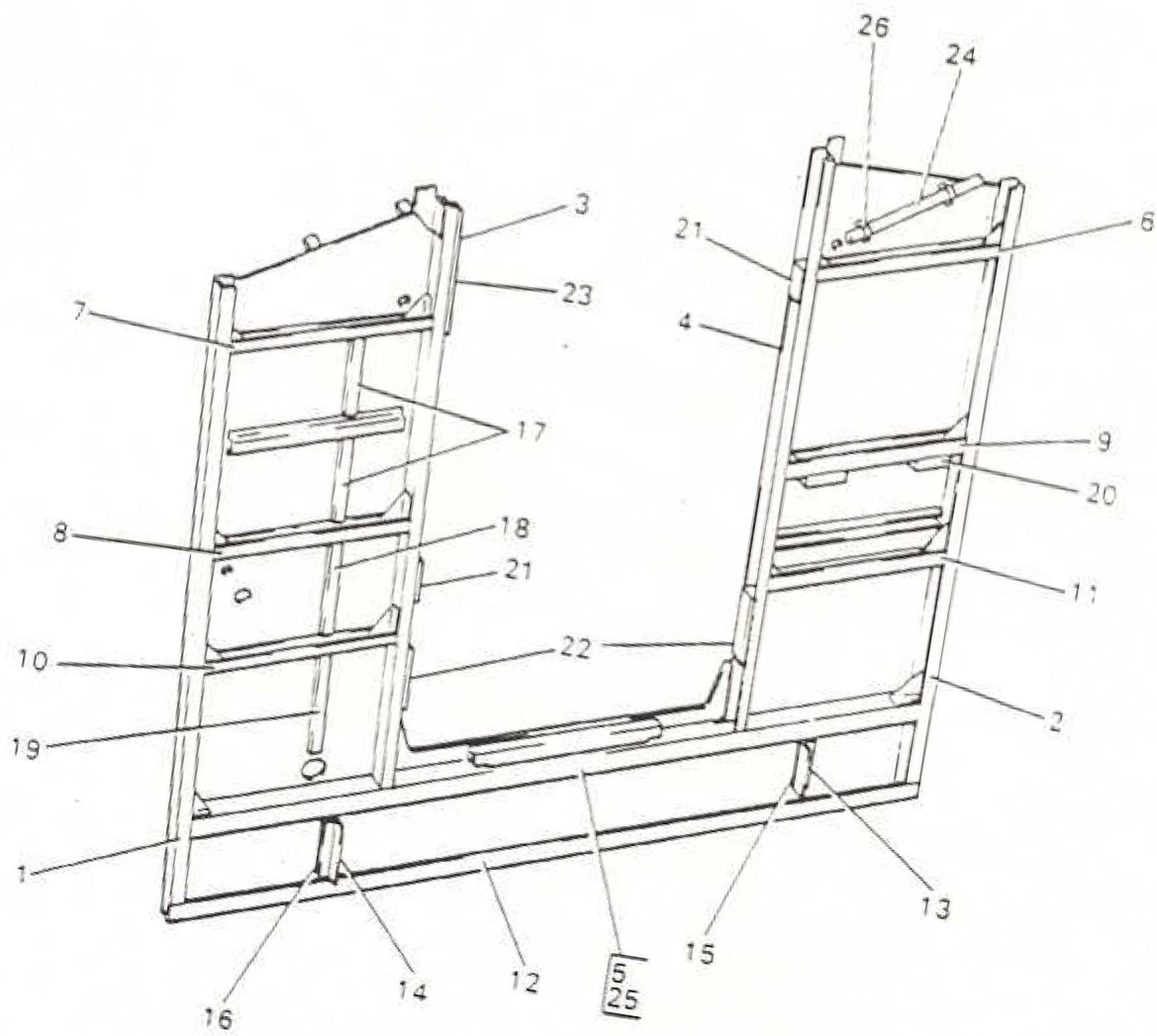


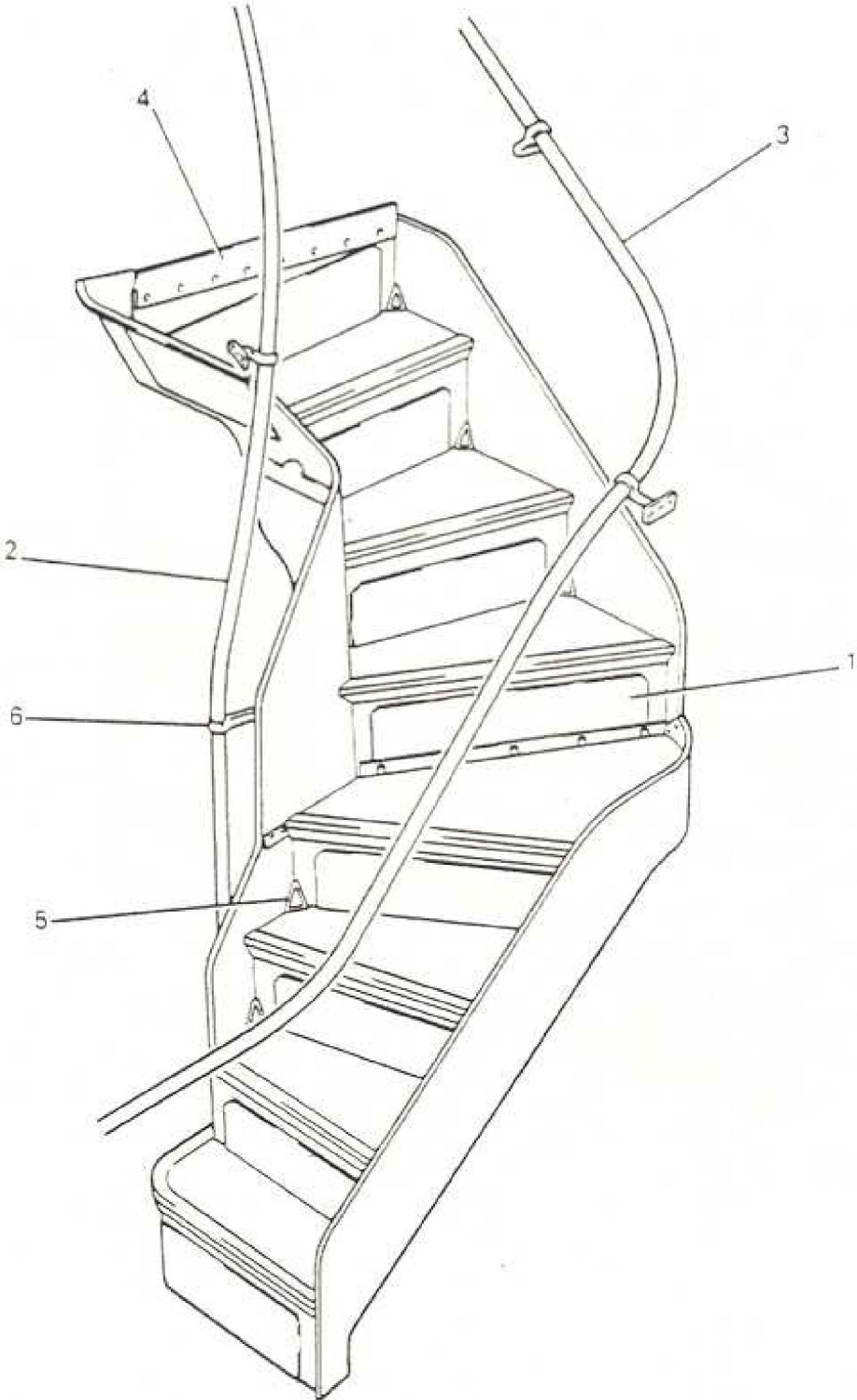


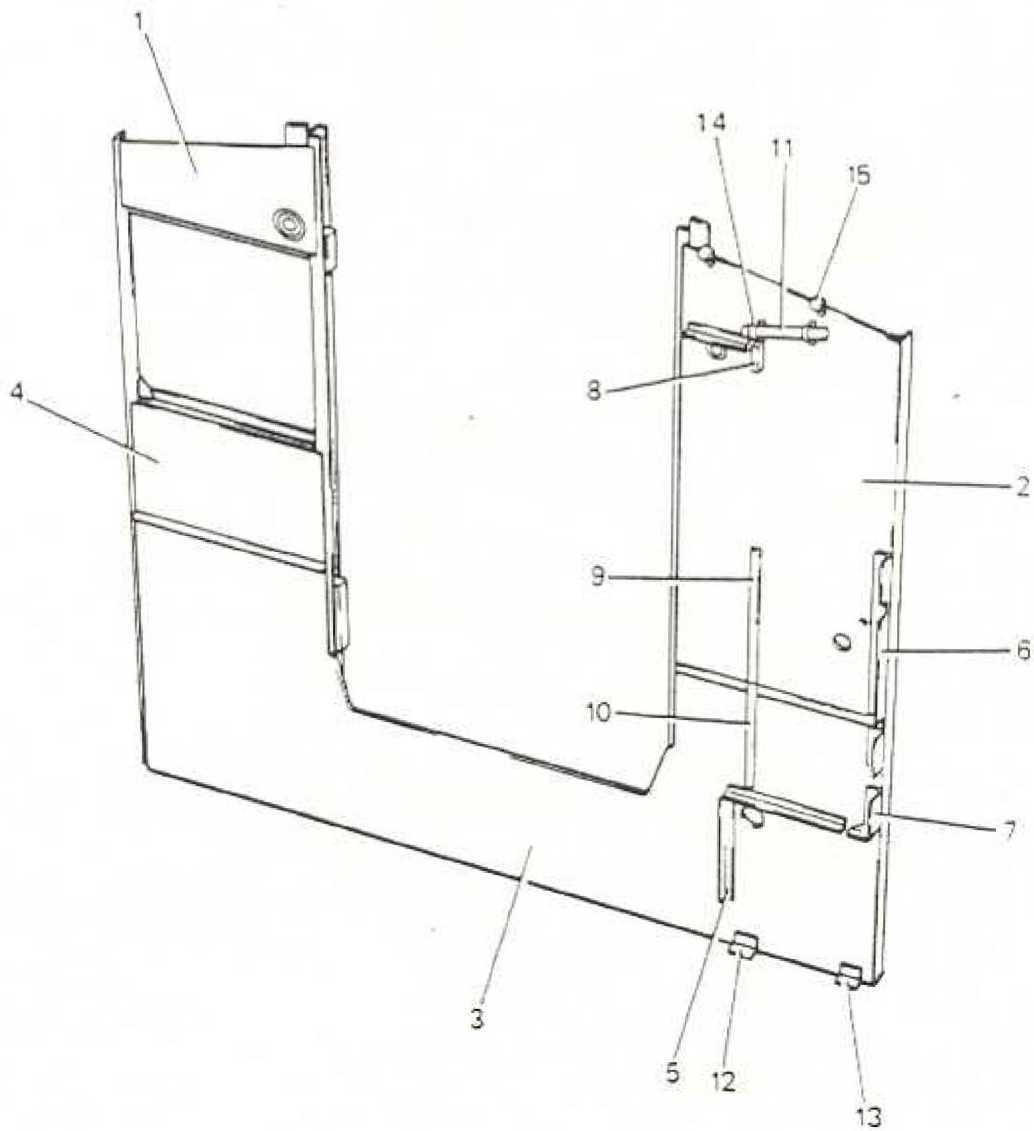


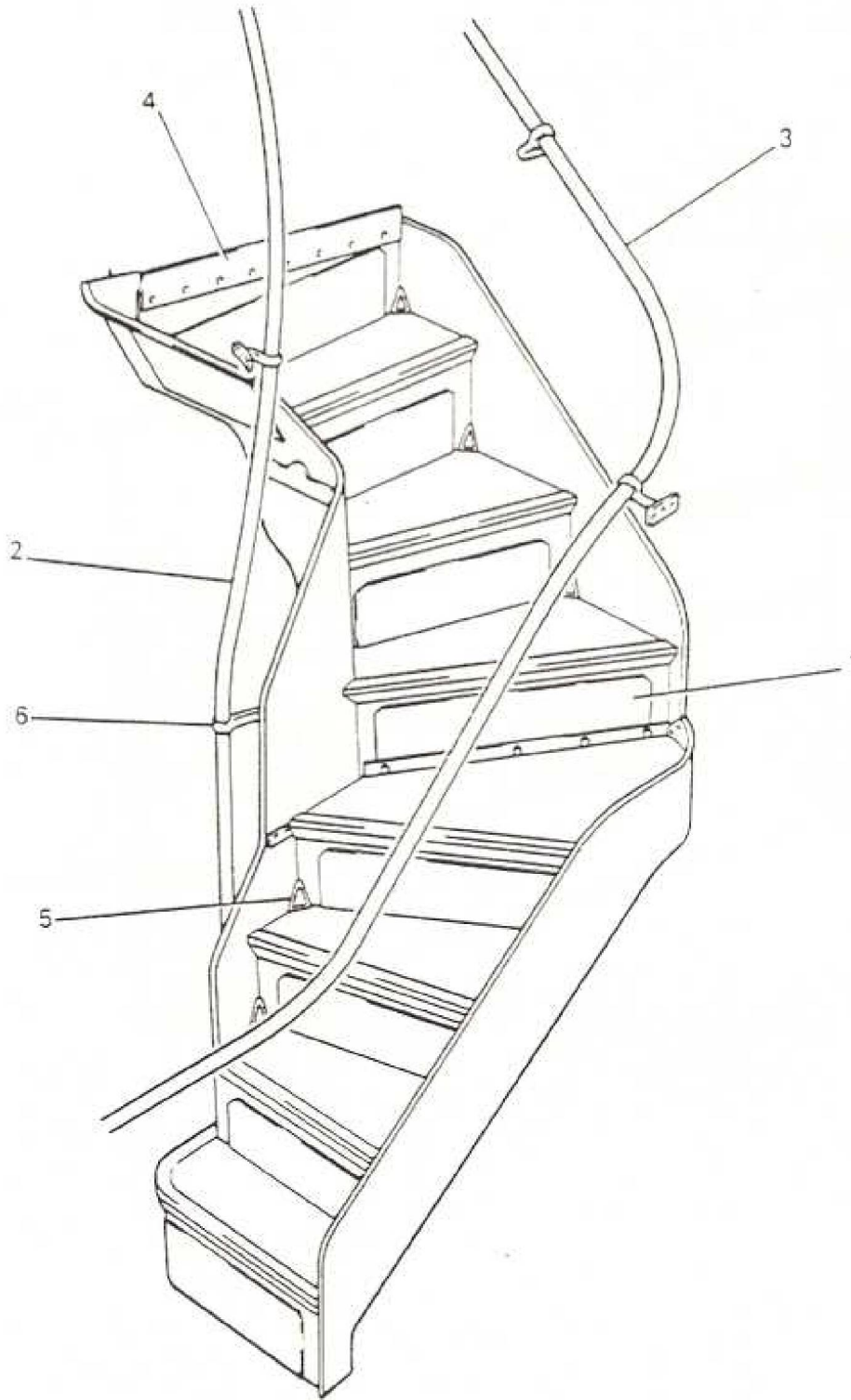


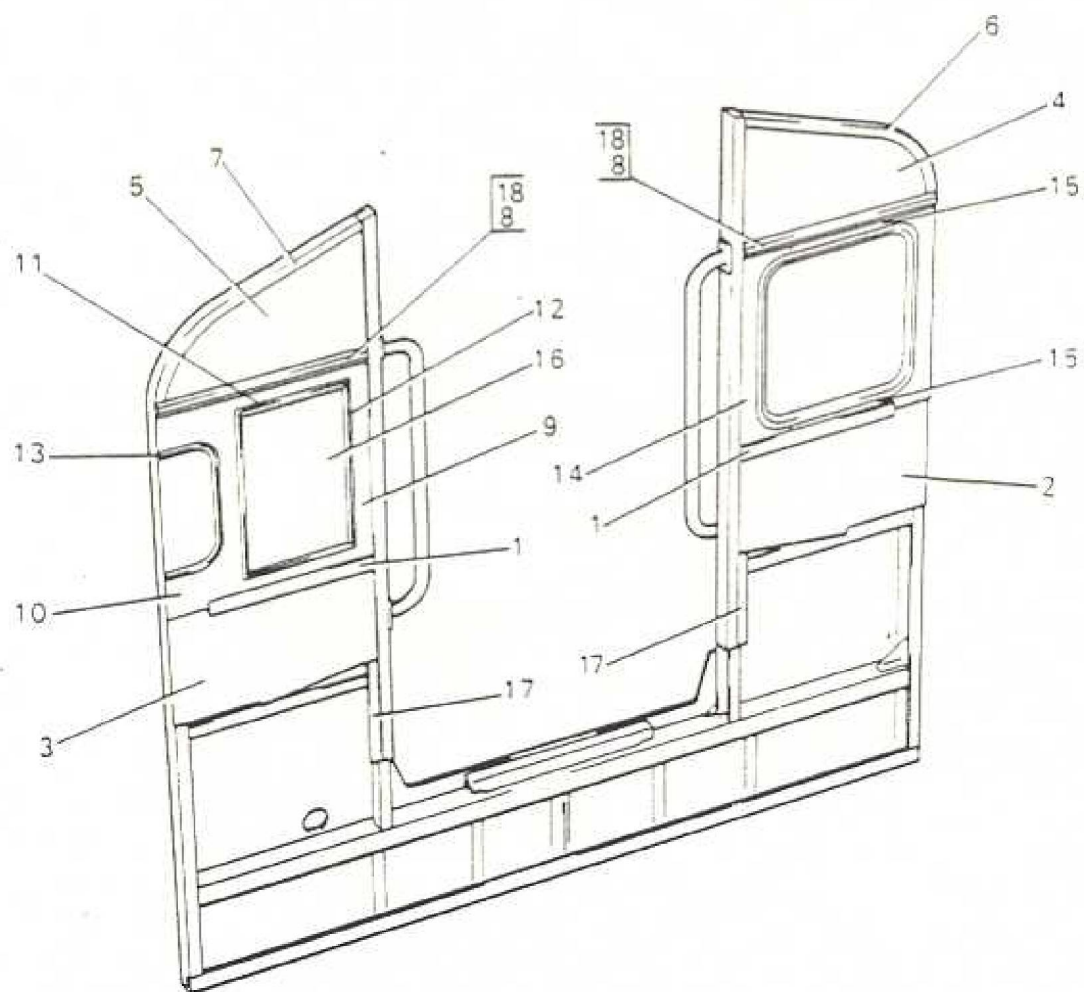


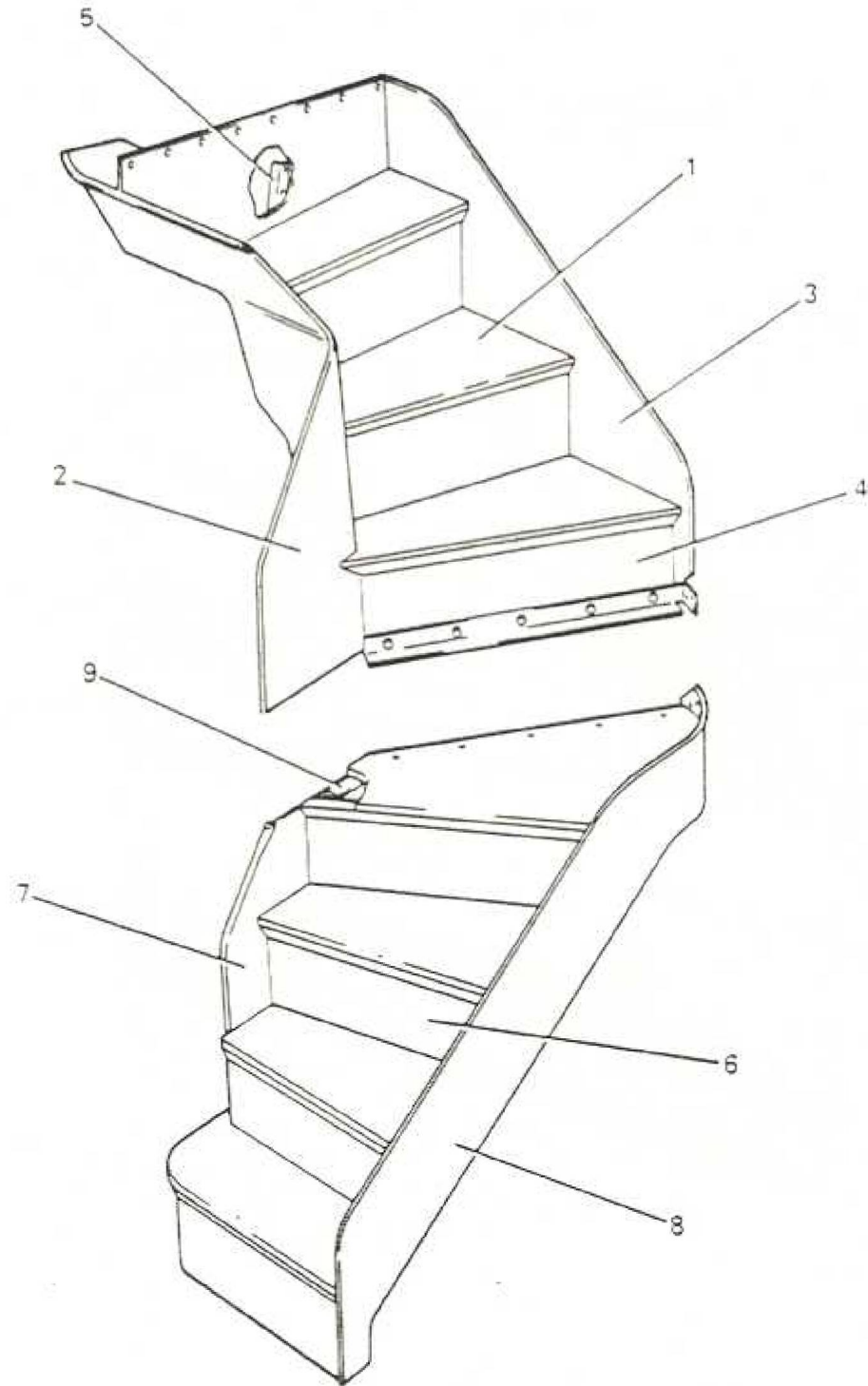


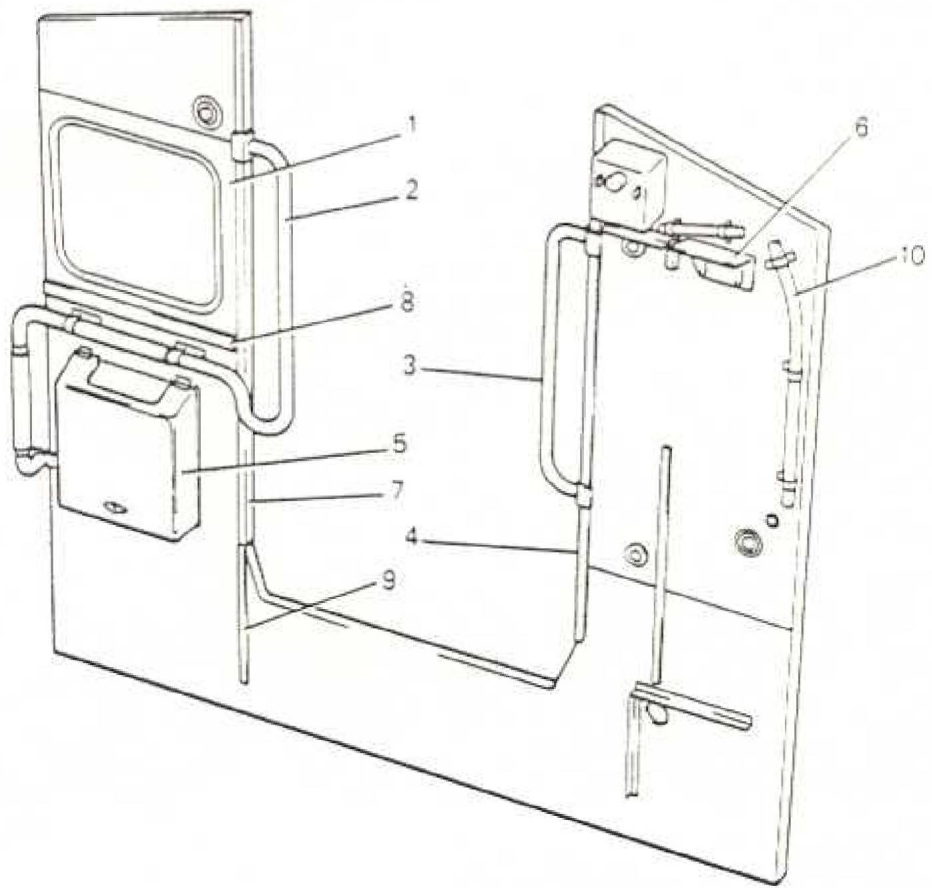




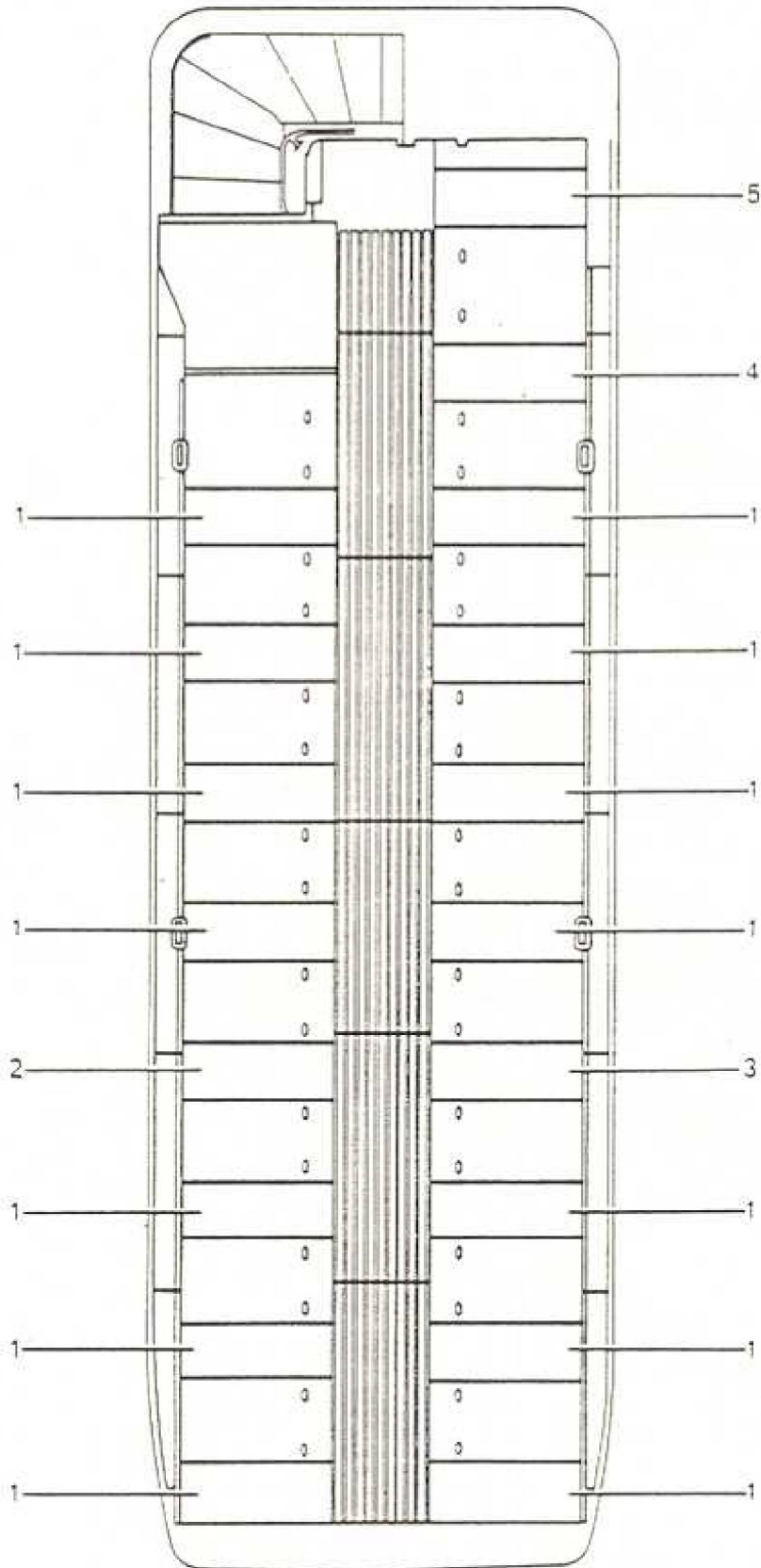






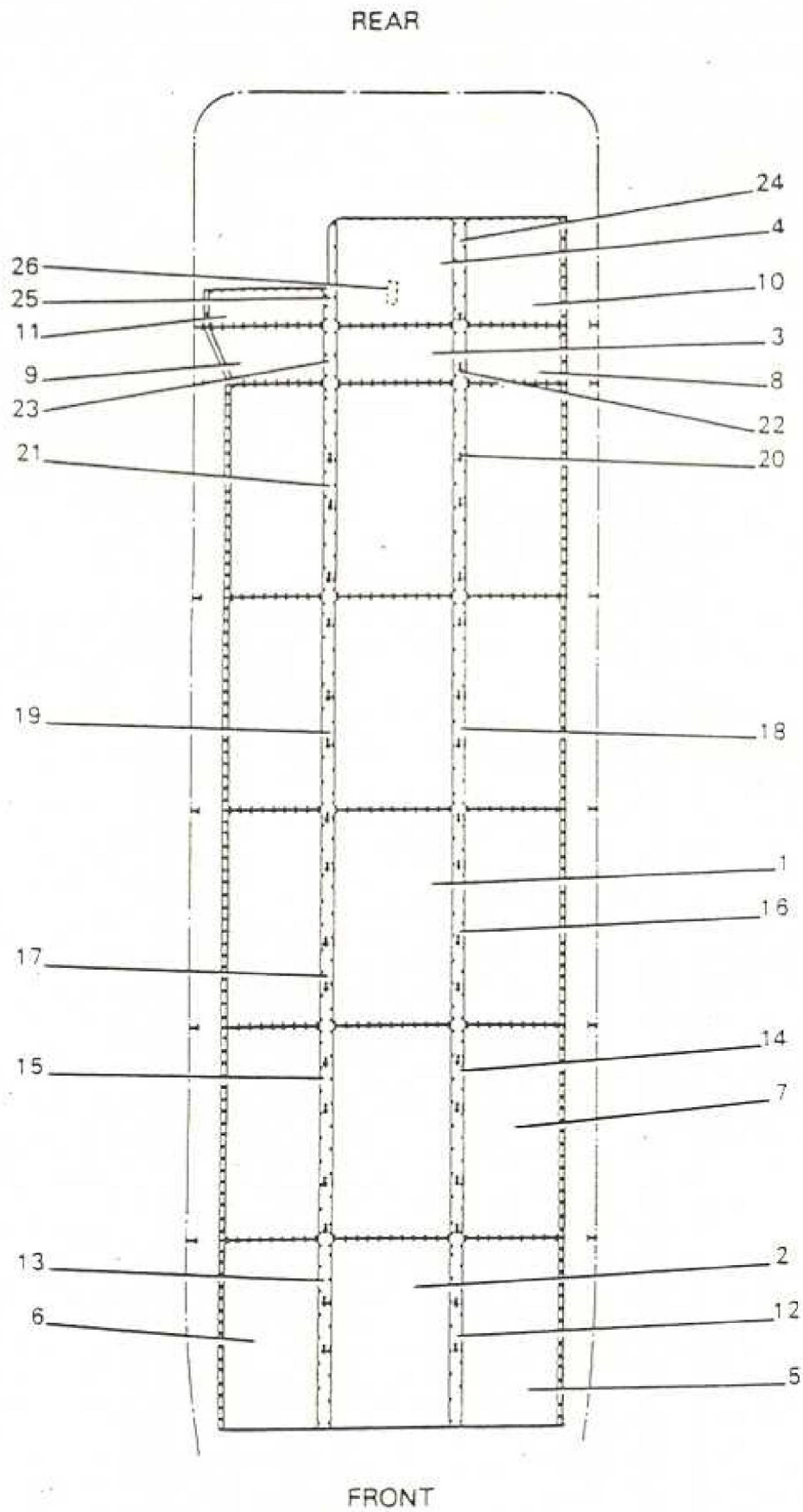




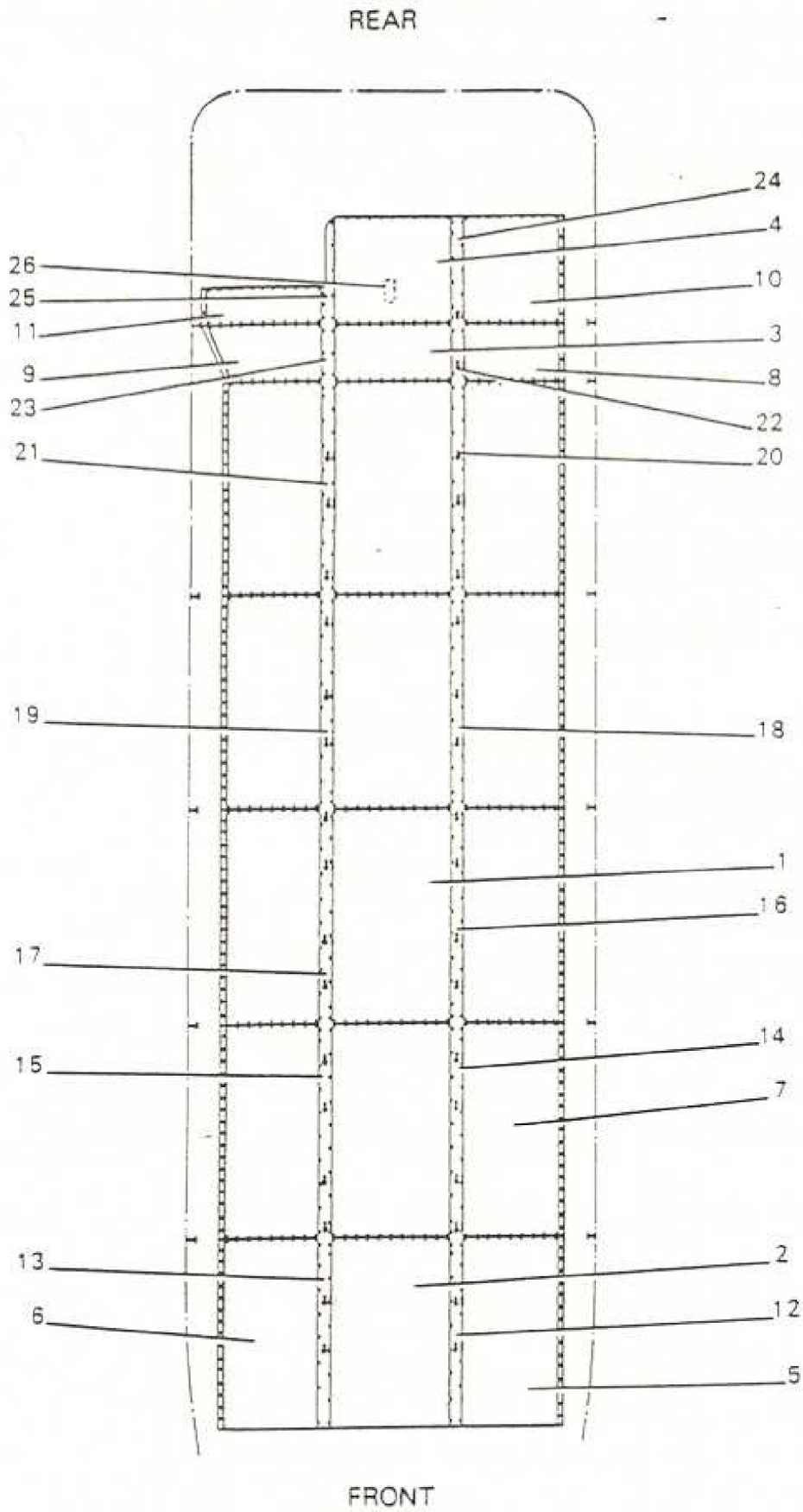


A12U/S FLOOR COVERING
MULTISLAT

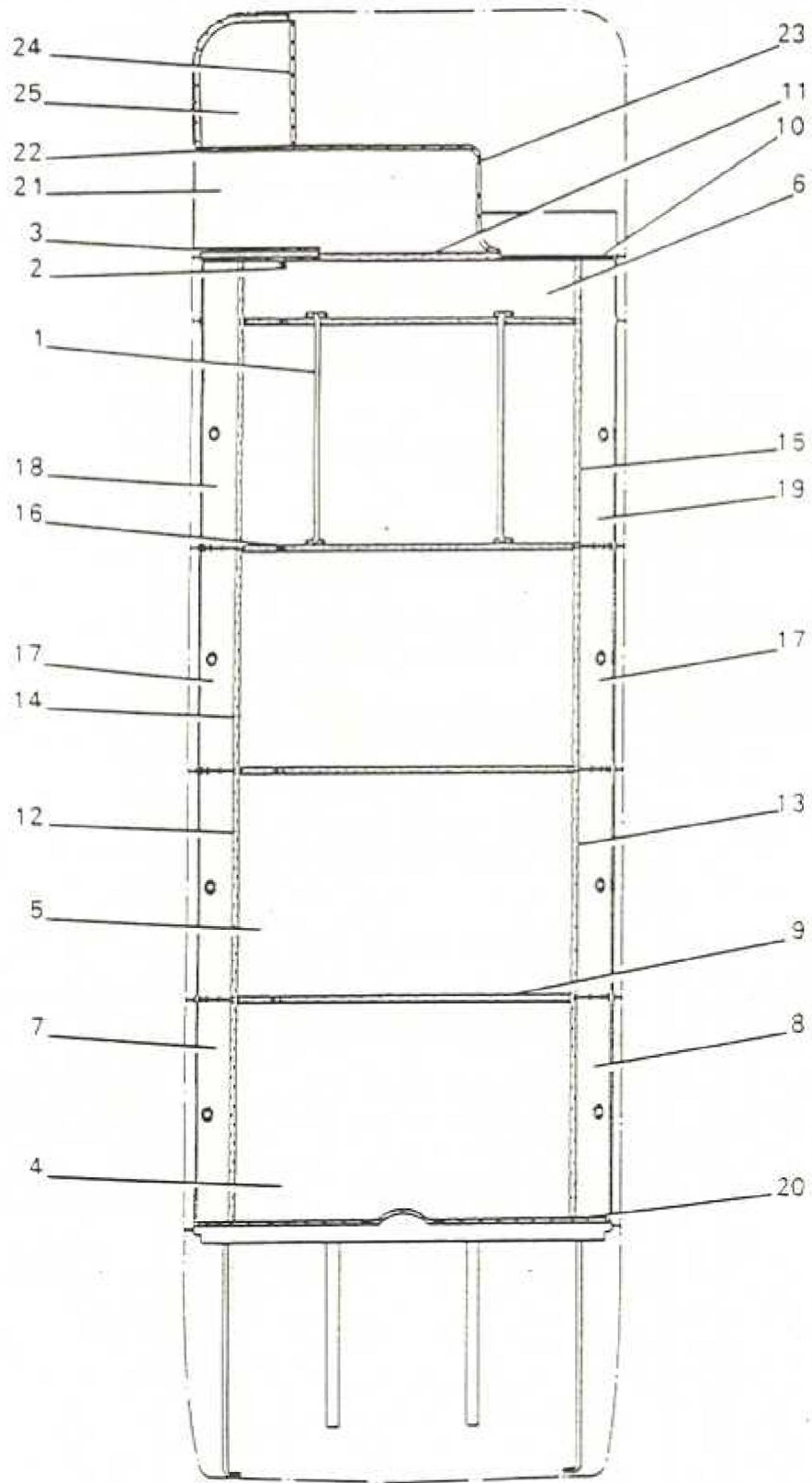
ITEM	MAN. REF.	PART NUMBER	A/D	ASSEMBLY * A	DETAIL * D	QTY.	REMARKS	ISSUE
				DESCRIPTION				
1		RM 006 BU2	D	Tread Plate		14		
2		RM 006 BU4	D	Tread Plate		1		
3		RM 006 BU3	D	Tread Plate		1		
4		RM 006 BU5	D	Tread Plate		1		
5		RM 006 BU6	D	Tread Plate		1		
*		RM 006 BU2	D	Tread Plate		16	RM 7 Code only	



ITEM	MAN. REF.	PART NUMBER	ASSEMBLY - A		DETAIL - D		QTY.	REMARKS	ISSUE
			A/D	DESCRIPTION					
		RM 001 G1	A	Inter-Roof with Flooring			1		
		RM 002 G1	A	Inter-Roof Structure			1	Ref 8901 G (C1)	
1		RM 040 G1	A	U/S Floor Bays 1, 2, 3 & 4 Centre Assy			4		
2		RM 041 G1/M	A	U/S Floor Front Bay Centre			1		
3		RM 042 G1	A	U/S Floor No. 5 Bay Front Centre			1		
4		RM 043 G1	A	U/S Floor No. 5 Bay Rear Centre			1		
*		RM 057 G1	A	Fixed Anchor Nut Plate			1		
5		RM 044 G1	A	U/S Floor Front Bay N/S Outer			1		
6		RM 045 G1/M	A	U/S Floor Front Bay O/S Outer			1		
7		RM 046 G1	A	U/S Floor Bays 1, 2, 3 & 4 N/S and O/S Outer			8		
8		RM 047 G1	A	U/S Floor No. 5 Bay Front N/S			1		
9		RM 048 G1	A	U/S Floor No. 5 Bay Front O/S			1		
10		RM 049 G1	A	U/S Floor No. 5 Bay Rear N/S			1		
11		RM 050 G1	A	U/S Floor No. 5 Bay Rear O/S			1		
12		RM 001 G2	D	U/S Floor Cover Strip - Front Bay N/S			1		
13		RM 001 G3	D	U/S Floor Cover Strip - Front Bay O/S			1		
14		RM 001 G5	D	U/S Floor Cover Strip - No. 1 Bay N/S			1		
15		RM 001 G6	D	U/S Floor Cover Strip - No. 1 Bay O/S			1		

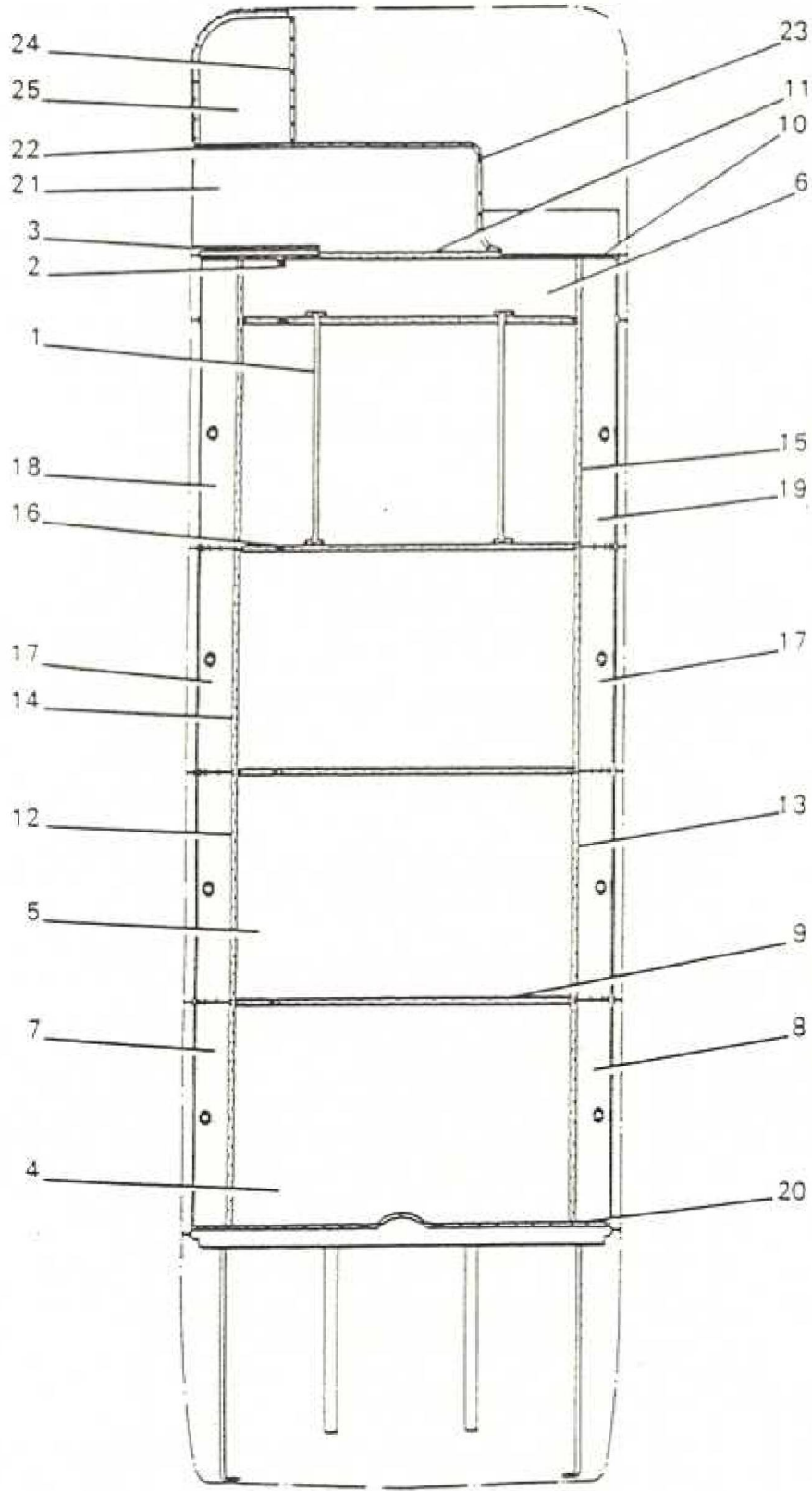


ITEM	MAN. REF	PART NUMBER	A/D	ASSEMBLY = A	DETAIL = D	QTY.	REMARKS	ISSUE
				DESCRIPTION				
16		RM 001 G7	D		U/S Floor Cover Strip - No. 2 Bay N/S	1		
17		RM 001 G8	D		U/S Floor Cover Strip - No. 2 Bay O/S	1		
18		RM 001 G9	D		U/S Floor Cover Strip - No. 3 Bay N/S	1		
19		RM 001 G1U	D		U/S Floor Cover Strip - No. 3 Bay O/S	1		
20		RM 001 G11	D		U/S Floor Cover Strip - No. 4 Bay N/S	1		
21		RM 001 G12	D		U/S Floor Cover Strip - No. 4 Bay O/S	1		
22		RM 001 G13	D		U/S Floor Cover Strip - Centre Sect No. 5 Bay N/S	1		
23		RM 001 G14	D		U/S Floor Cover Strip - Centre Sect No. 5 Bay O/S	1		
24		RM 0U1 G15	D		U/S Floor Cover Strip - Centre Sect No. 5 Bay N/S Rear	1		
25		RM 001 G16	D		U/S Floor Cover Strip - Centre Sect No. 5 Bay O/S Rear	1		
26		RM 001 P68	D		Conduit Clip 3/4 in i/d	1		
					Anti-squeak Tape 1.1/2 in wide x 72 ft 0 in	1	After MOD 369 ADV BG 189	
					Plastic Insert 35 ft 2 in long	1	Before MOD 282 ADV BZ 283	
					Prestik Sealing Strip 5/32 in dia	A/R	After MOD 369 ADV BG 189	



FRONT

ITEM	MAN. REF.	PART NUMBER	A/D	ASSEMBLY - A	DETAIL - D	QTY.	REMARKS	ISSUE
				DESCRIPTION				
1		RM 052 G1	A	Long'l Hand Rail		2		
2		RM 053 G1	A	Bellcord Clamp Bkt		1		
3		RM 017 P1/E	A	Transverse Platform Mldg		1		
4		RM 001 G17/E	D	Lining Panel No. 1 Bay Centre		1		
5		RM 001 G18/E	D	Lining Panel No. 2, 3 & 4 Bays Centre		3		
6		RM 001 G19/E	D	Lining Panel Short Bay Centre		1		
7		RM 001 G20/E	D	Lighting Panel No. 1 & 2 Bay N/S		1		
8		RM 001 G21/E	D	Lighting Panel No. 1 & 2 Bay O/S		1		
*		RM 001 G25	D	Window Rail Int Mldg Front N/S & O/S		2	Before MOD 282	
*		RM 001 G26	D	Window Rail Int Mldg Rear N/S & O/S		2	ADV BZ 283	
9		RM 001 G27/E	D	Transverse Mldg Inter- mediate		4		
10		RM 001 G29/E	D	Transverse Mldg Rear Bulkhead N/S & O/S		2		
11		RM 001 G30/E	D	Transverse Mldg Rear Bulkhead Centre		1		
12		RM 001 G31/E	D	Lighting Rail Mldg No. 1 & 2 Bay N/S		1		
13		RM 001 G32/E	D	Lighting Rail Mldg No. 1 & 2 Bay O/S		1		
14		RM 001 G33/E	D	Lighting Rail Mldg No. 3 & 4 & Short Bay N/S		1		
15		RM 001 G34/E	D	Lighting Rail Mldg No. 3, 4 & Short Bay O/S		1		
16		RM 001 G36	D	Guide Bkt - Bellcord		4		
17		RM 001 G37/E	D	Lighting Panel No. 3 Bay N/S & O/S		2	After MOD 64 ADV BG 185	



FRONT

ITEM	MAN. REF.	PART NUMBER	A/D	ASSEMBLY - A	DETAIL - D	QTY	REMARKS	ISSUE
				DESCRIPTION				
18		RM 001 G38/E	D	Lighting Panel No. 4 & Short Bay N/S		1	After MOD 64	
19		RM 001 G39/E	D	Lighting Panel No. 4 & Short Bay 0/S		1	ADV BG 185	
*		RM 001 G41/E	D	Window Rail Int Mldg - Front N/S & 0/S		2	After MOD 282	
*		RM 001 G42/E	D	Window Rail Int Mldg - Rear N/S & 0/S		2	ADV BZ 283	
20		RM 001 G43/E	D	Transverse Mldg - Front Bulkhead		2		
21		RM 001 P4/E	D	Platform Canopy Panel Front		1		
22		RM 001 P5/E	D	Transverse Mldg Platform Centre		1		
23		RM 001 P6/E	D	Long'l Mldg (Staircase Conn)		1		
24		RM 001 P7/E	D	Long'l Mldg (Platform Rear)		1		
25		RM 016 P1/E	A	Platform Rear Canopy Panel		1		

ITEM	MAN. REF	PART NUMBER	A/D	ASSEMBLY - A	DETAIL - D	QTY.	REMARKS	ISSUE
				DESCRIPTION				
		<p><u>Note</u> The following items are required in addition to those listed for the Standard Bus under RM 001 G1.</p>						
		ER 501 G	A	Inter-Roof with Flooring		1		
		ER 012 G1	A	Long'l Rail N/S		1		
		ER 013 G1	A	Long'l Rail O/S		1		
		ER 040 G1	A	Floor - Centre Sect		1		
		ER 046 G1	A	Floor - Outer Sect N/S		1		
		ER 046 G1	A	Floor - Outer Sect O/S		1		
		RM 003 G1	A	Inter Crossmember		1		
		ER 001 G9	D	U/S Floor Cover Strip N/S		1		
		ER 001 G10	D	U/S Floor Cover Strip O/S		1		
		ER 001 G18	D	Lining Panel - Inter-Roof		1		
		ER 001 G26	D	Window Rail Inter Mldg		2		
		ER 001 G33	D	Long'l Mldg Inter-Roof N/S		1		
		ER 001 G34	D	Long'l Mldg Inter-Roof O/S		1		
		ER 001 G37	D	Lighting Panel N/S		1		
		ER 001 G37	D	Lighting Panel O/S		1		
		CR 601 G16	D	Int Mldg Window Rail N/S & O/S		2		
		CR 601 G17	D	Window Rail N/S & O/S		2		
		ER 002 G3	D	Long'l Outer Rail N/S		1		
		ER 002 G3	D	Long'l Outer Rail O/S		1		
		ER 002 G16	D	Conduit 1 in o/d		2	Plastic	
		RM 001 G27	D	Transverse Mldg		1		
		RM 001 G36	D	Guide Bkt - Bell Code		1		

ITEM	MAN. REF.	PART NUMBER	A/D	ASSEMBLY * A	DETAIL * D	QTY.	REMARKS
				DESCRIPTION			
		RM 002 G1	A	Intermediate Roof Structure		1	Ref RM 001 G1 B901 G (B2)
		RM 003 G1	A	Intermediate Crossmember		4	
		RM 006 G1	A	Bracket L/H		2	
		RM 007 G1	A	Bracket R/H		2	
		RM 004 G1	A	Front Bulkhead Cross- member		1	
		RM 025 G1	A	Crossmember		1	
		RM 006 G1	A	Bracket L/H (Rear)		1	
		RM 007 G1	A	Bracket R/H (Rear)		1	
		RM 026 G1	A	Bracket N/S (Front)		1	
		RM 027 G1	A	Bracket O/S (Front)		1	
		RM 028 G1	A	Route Box Fixing Bkt		1	
		RM 029 G1	A	Vertical Member N/S Inner		1	
		RM 030 G1	A	Vertical Member N/S Outer		1	
		RM 031 G1	A	Vertical Member O/S Inner		1	
		RM 036 G1	A	Control Box Fixing Bkt		1	
		RM 032 G1	A	Bellboard Vertical Member Inner		1	
		RM 036 G1	A	Control Box Fixing Bkt		1	
		RM 033 G1	A	Bellboard Vertical Member Outer		1	
		RM 034 G1	A	Bulkhead Cantrail		1	
		RM 054 G1	A	Support Member Air Outlet N/S		1	Before MOD 180
		RM 055 G1	A	Support Member Air Outlet O/S		1	Before MOD 180

ITEM	MAN. REF	PART NUMBER	ASSEMBLY * A		DETAIL * D		QTY.	REMARKS	ISSUE
			A/D	DESCRIPTION					
		RM 005 G1	A	Rear Bulkhead Cross-member			1		
		RM 006 G1	A	Bracket L/H			2		
		RM 007 G1	A	Bracket R/H			2		
		RM 008 G1	A	Long'l Rail No. 1 Bay N/S			1		
		RM 009 G1	A	Long'l Rail No. 1 Bay O/S			1		
		RM 010 G1	A	Long'l Rail No. 2 Bay N/S			1		
		RM 011 G1	A	Long'l Rail No. 2 Bay O/S			1		
		RM 012 G1	A	Long'l Rail No. 3 Bay N/S			1		
		RM 013 G1	A	Long'l Rail No. 3 Bay O/S			1		
		RM 014 G1	A	Long'l Rail No. 4 Bay N/S			1		
		RM 015 G1	A	Long'l Rail No. 4 Bay O/S			1		
		RM 016 G1	A	Long'l Rail Short Bay N/S			1		
		RM 017 G1	A	Long'l Rail Rear Bay N/S			1		
		RM 018 G1	A	Long'l Rail Front Bay N/S			1		
		RM 019 G1/M	A	Long'l Rail Front Bay O/S			1		
		RM 020 G1	A	Rear Bay Crossmember			1		
		RM 007 G1	A	Bracket R/H			1		
		RM 021 G1	A	Long'l Rail Rear Bay O/S			1		
		RM 039 G1	A	Corner Bkt			1		
		RM 022 G1	A	Crossmember O/S Top Staircase Riser			1		
		RM 023 G1	A	Crossmember N/S			1		
		RM 024 G1	A	Stairwell Long'l Rail			1		
		RM 035 G1	A	Long'l Outer Rail Rear Bay N/S			1		

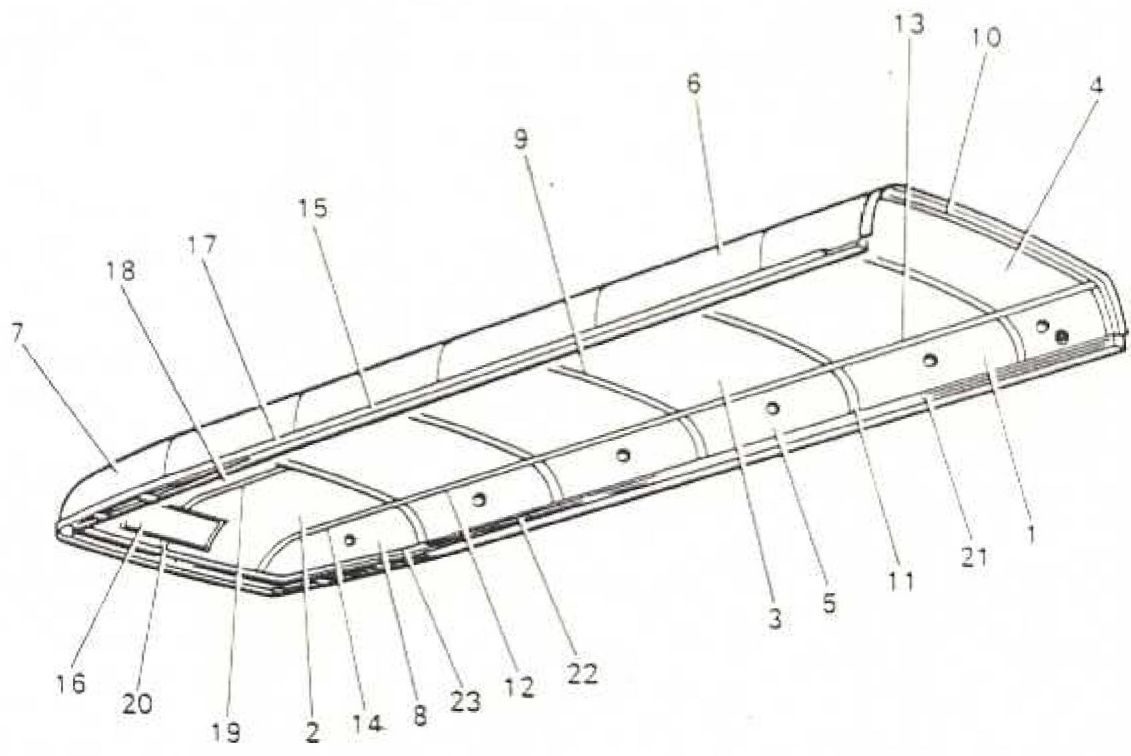
ITEM	MAN. REF.	PART NUMBER	A/D	ASSEMBLY * A	DETAIL * D	QTY.	REMARKS	ISSUE
				DESCRIPTION				
		RM 037 G1	A		Long'l Outer Rail Front Bay N/S	1		
		RM 038 G1/M	A		Long'l Outer Rail Front Bay O/S	1		
		RM 051 G1	A		Long'l Outer Rail Short Bay O/S	1		
		RM 002 G2	D		Long'l Rail Short Bay O/S	1		
		RM U02 G3	D		Long'l Rail Outer Bays 2, 3 & 4 N/S & O/S	6		
		RM 002 G4	D		Long'l Rail Outer Bay No.1 N/S	1		
		RM 002 G5	D		Long'l Rail Outer Bay No.1 O/S	1		
		RM 002 G6	D		Long'l Rail Outer Short Bay N/S	1		
		RM 002 G7T	D		Stanchion Block Bay No. 3 O/S	1		
		RM 002 G8T	D		Stanchion Block	3		
		RM 002 G9	D		Distance Tube	8		
		RM 002 G11	D		Long'l Outer Rail Platform Stanchion	1		
		RM 002 G12T	D		Crossmember Packing O/S Top Stair Riser	1		
		RM 002 G13T	D		Fixing Block Long'l Hand Rails	4		
		RM 002 G14	D		Conduit Saddle Bkt	0		
		RM 002 G15	D		Conduit Bay No.1 Front N/S & O/S	2		
		RM 002 G16	D		Conduit Inner N/S & O/S	6		
		RM 002 G17	D		Conduit Rear N/S & O/S	2		
		RM 002 G18	T		Flex Conduit Rear Bay Crosswise	1		

C4U/S INTERMEDIATE
ROOF STRUCTURE

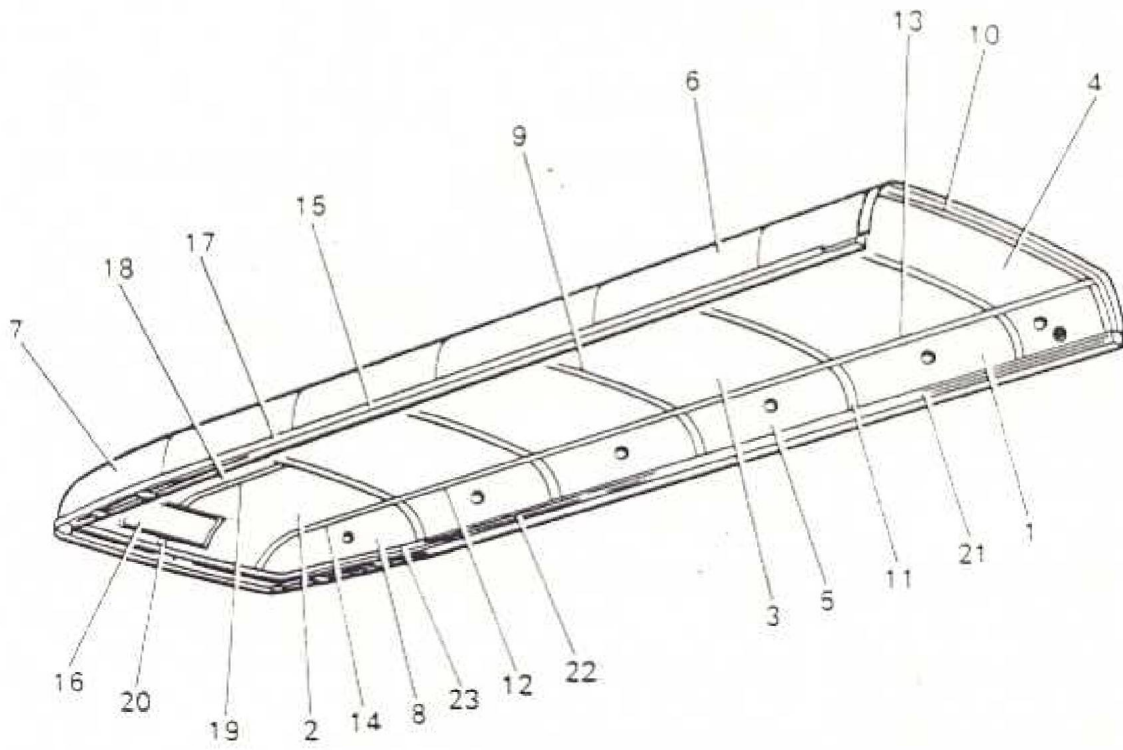
FICHE NO

B901G

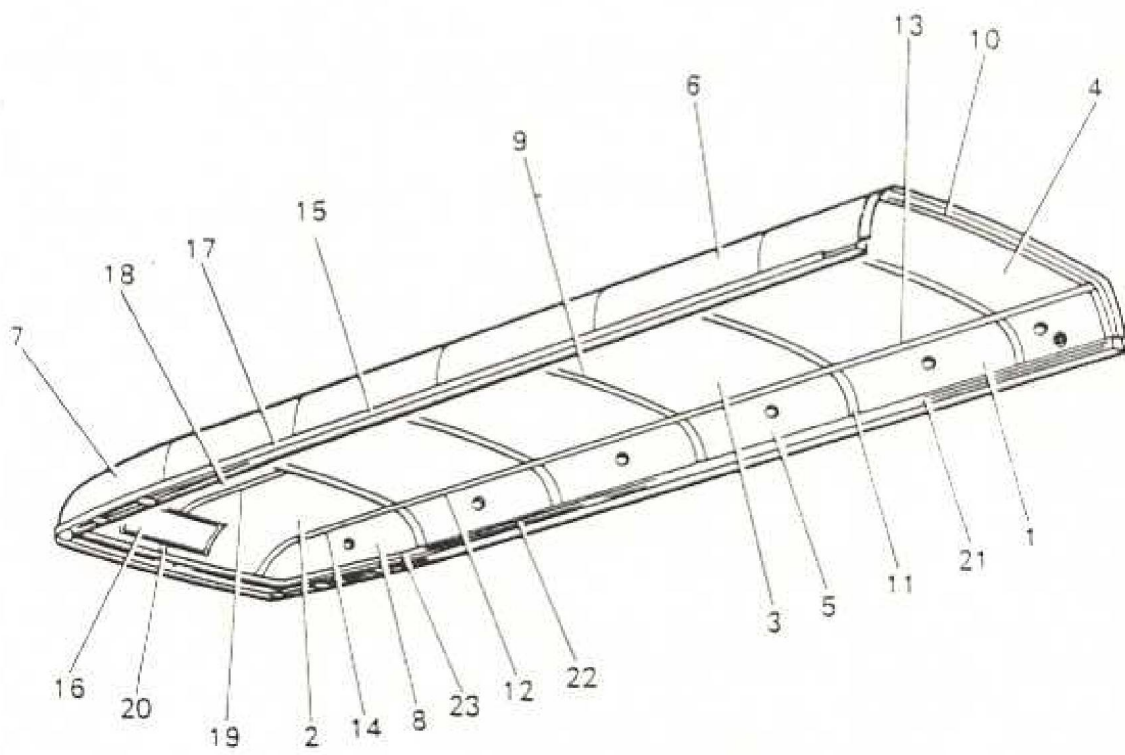
ITEM	MAN. REF	PART NUMBER	A/D	ASSEMBLY - A	DETAIL - D	QTY.	REMARKS	ISSUE
				DESCRIPTION				
		RM 002 G19	D	Conduit Front Bay 0/S		1		
		RM 002 G20T	D	Bellcord Clamp Bkt Block		1		
		RM 001 P56	D	Conduit Saddle 3/4 in i/d		3		
		RM 001 P58	D	Conduit Saddle 1 in i/d		20		
		RM 001 P66	D	Conduit Clip 5/8 in i/d		3		



ITEM	MAN. REF.	PART NUMBER	A/D	ASSEMBLY = A	DETAIL = D	QTY.	REMARKS	ISSUE
				DESCRIPTION				
		RM 001 H1	A	Roof and Front Dome U/S		1		
*		RM 002 H1	A	Roof Structure		1	Ref B901 H (D8)	
*		RM 003 H1/E	A	Ventilator Front		1	Before MOD 150	
*		22112-816	A	Budget Lock R/H		1		
1		RM 034 H1/E/A	A	Lighting Panel No. 4 Bay & Short Bay		1		
*		RM 035 H1	A	Ventilator Box N/S & O/S		2	Before MOD 150	
*		RM 036 H1	A	Insert Bush Retaining Block		3		
*		RM 037 H1	A	Box Ventilator		1		
*		RM 038 H1	A	Front Vent Deflector N/S & O/S		2	Before MOD 105	
*		RM 039 H1	A	Mldg Front Rail N/S		1	Before MOD 150	
*		RM 040 H1	A	Mldg Front Rail O/S		1	Before MOD 150	
*		RM 058 H1	A	Int Front Dome Panel Centre O/S		1	After BZ 1026 Before MOD 150	
2		RM 059 H1	A	Int Front Dome Panel Centre O/S		1	After BZ 1026 After MOD 150	
3		RM 001 H2/E	D	Lining Panel Bays 1, 2, 3 & 4		4		
4		RM 001 H3/E	D	Lining Panel Short Bay		1		
5		RM 001 H4/E	D	Lighting Panel Bay 1, 2 & 3 N/S & O/S		6		
6		RM 001 H5/E	D	Lighting Panel Bay No. 4 & Short Bay		1		
7		RM 001 H6/E	D	Lighting Panel Front Dome N/S		1		
8		RM 001 H7/E	D	Lighting Panel Front Dome O/S		1		
9		RM 001 H8/E	D	Transverse Mldg - Hoop- sticks 1, 2, 3, 4 & 5		5		
10		RM 001 H9/E	D	Transverse Mldg - Hoop- stick No. 6		1		



ITEM	MAN. REF.	PART NUMBER	A/D	ASSEMBLY - A	DETAIL - D	QTY.	REMARKS	ISSUE
				DESCRIPTION				
*		RM 001 H10	D	Int Mldg Cantrail Nos. 3, 4 & Short Bay		2	Before MOD 282	
*		RM 001 H11	D	Int Mldg Cantrail Bays Nos. 1, 2 & 3 N/S & 0/S		2	ADV BZ 283	
11		RM 001 H12/E	D	Lighting Panel Mldg Hoopstick Nos. 1, 2, 3, 4 & 6		10		
12		RM 001 H13/E	D	Int Long'l Mldg Bay 1 & 2 N/S & 0/S		2		
13		RM 001 H14/E	D	Int Long'l Mldg Bays 3 & 4 & Short Bay N/S & 0/S		2		
*		RM 001 H15	D	Int Mldg Cantrail N/S Front		1	Before MOD 282	
*		RM 001 H16	D	Int Mldg Cantrail 0/S Front		1	ADV BZ 283	
*		RM 001 H17	D	Int Mldg Cantrail Front		1		
*		RM 001 H18/E	D	Int Long'l Mldg Front Dome N/S		1		
14		RM 001 H19/E	D	Int Long'l Mldg Front Dome 0/S		1		
*		RM 001 H20/E	D	Int Long'l Mldg Front Dome Centre Top		1		
*		RM 001 H21/E	D	Int Long'l Mldg Front Dome Centre Bottom		1		
*		RM 001 H22	D	Int Joint Strap Front Dome Centre		1	Before MOD 150	
*		RM 001 H23/E	D	Int Panel Front Dome Centre N/S		1		
*		RM 001 H24/E	D	Int Panel Front Dome Centre 0/S		1		
15		RM 001 H25	D	Ext Mldg Cantrail N/S		2		
16		RM 001 H27	D	Advert Panel Front Dome		1		
17		RM 001 H28	D	Ext Mldg Front Cantrail N/S		1		



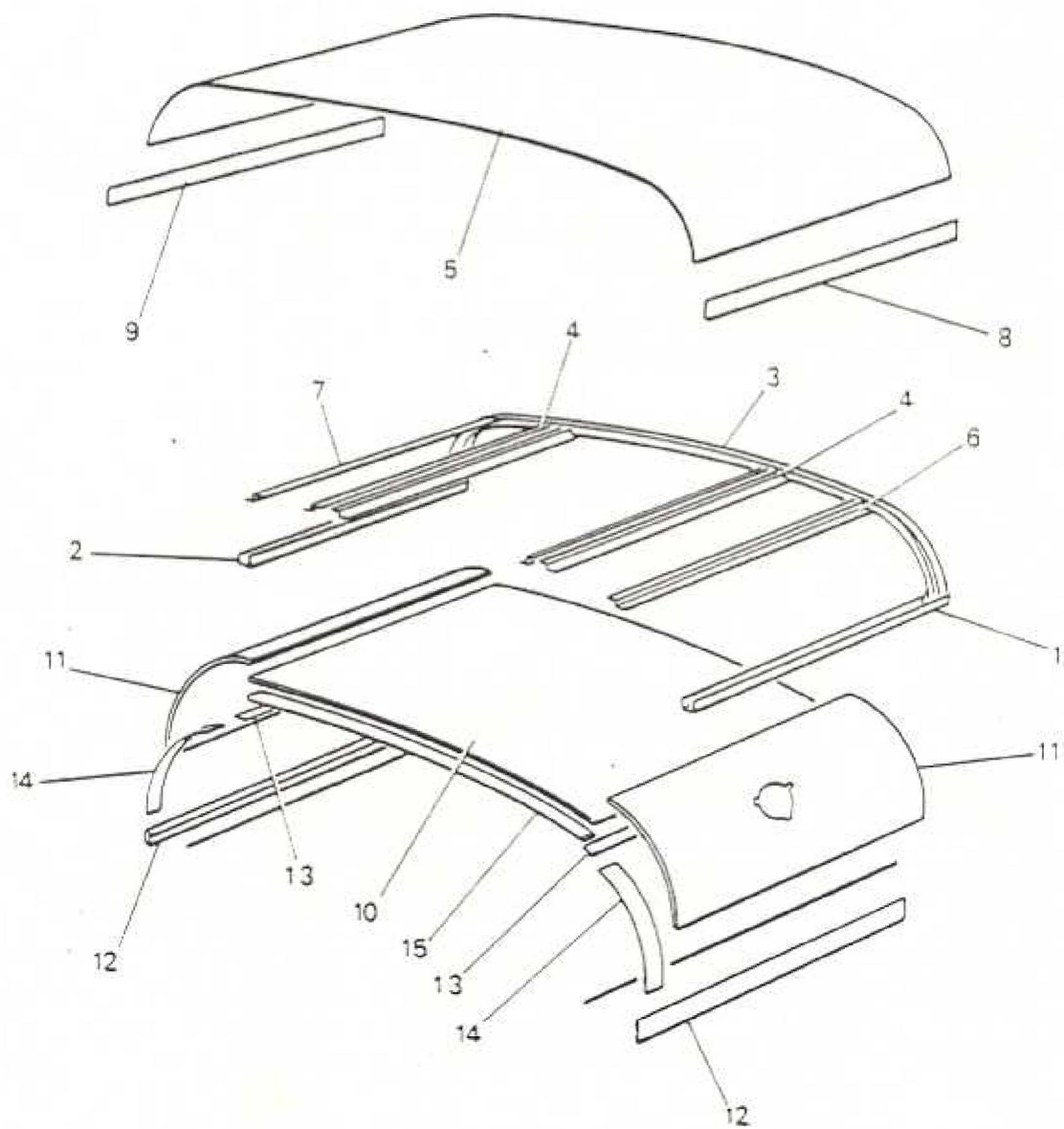
D2

U/S ROOF &
FRONT DOME

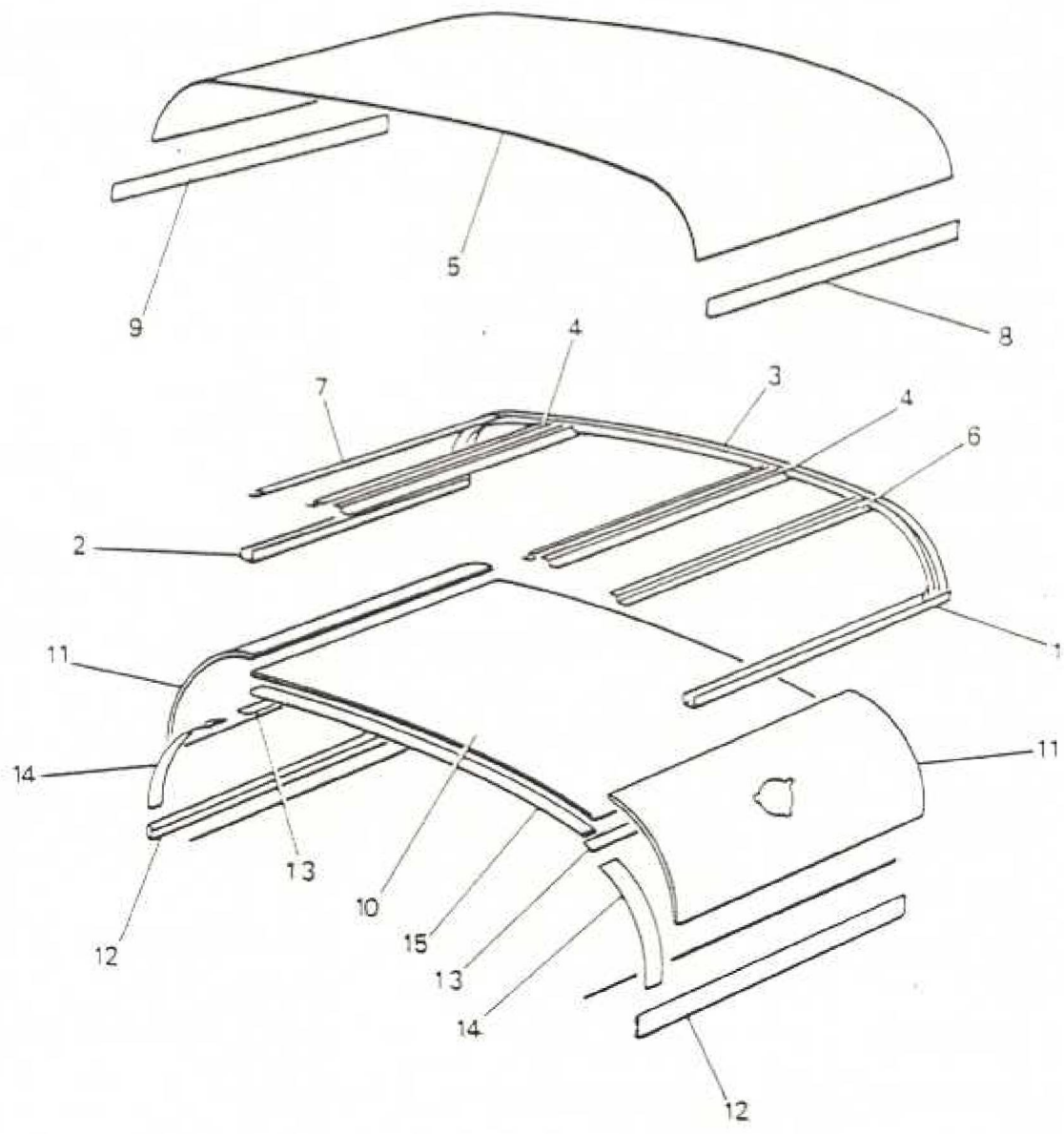
FICHE NO.

B901H

ITEM	MAN. REF.	PART NUMBER	A/D	ASSEMBLY - A	DETAIL - D	QTY.	REMARKS	ISSUE
				DESCRIPTION				
*		RM 001 H29	D	Ext Mldg Front Cantrail	0/S	1		
*		RM 001 H30	D	Ext Mldg Cantrail	0/S	2		
*		RM 001 H31T	D	Spacer Rail - Front Cant	N/S & 0/S	2		
18		RM 001 H32/E	D	Int Front Dome Panel	Centre N/S	1		
*		RM 001 H33/E	D	Int Front Dome Panel	Centre 0/S	1	After MOD 150	
19		RM 001 H34/E	D	Front Int Dome Mldg -	Centre Top	1		
20		RM 001 H35/E	D	Front Int Dome Mldg -	Centre Bottom	1		
*		RM 039 H2	D	Front Cantrail Mldg	N/S	1		
*		RM 040 H2	D	Front Cantrail Mldg	0/S	1		
*		RM 038 H4	D	Spacer Block		8	After MOD 105 BE 243 Before MOD 150 BE 244	
21		RM 001 H37/E	D	Cantrail Int Mldg 3, 4	& Short Bay N/S & 0/S	2		
22		RM 001 H38/E	D	Cantrail Int Mldg 1, 2	& 3 Bays N/S & 0/S	2		
*		RM 001 H39/E	D	Cantrail Int Mldg Fre	Cur N/S	1	After MOD 282 ADV BZ 283	
23		RM 001 H40/E	D	Cantrail Int Mldg Fre	Cur 0/S	1		
*		RM 001 H41/E	D	Cantrail Int Mldg Front		1		



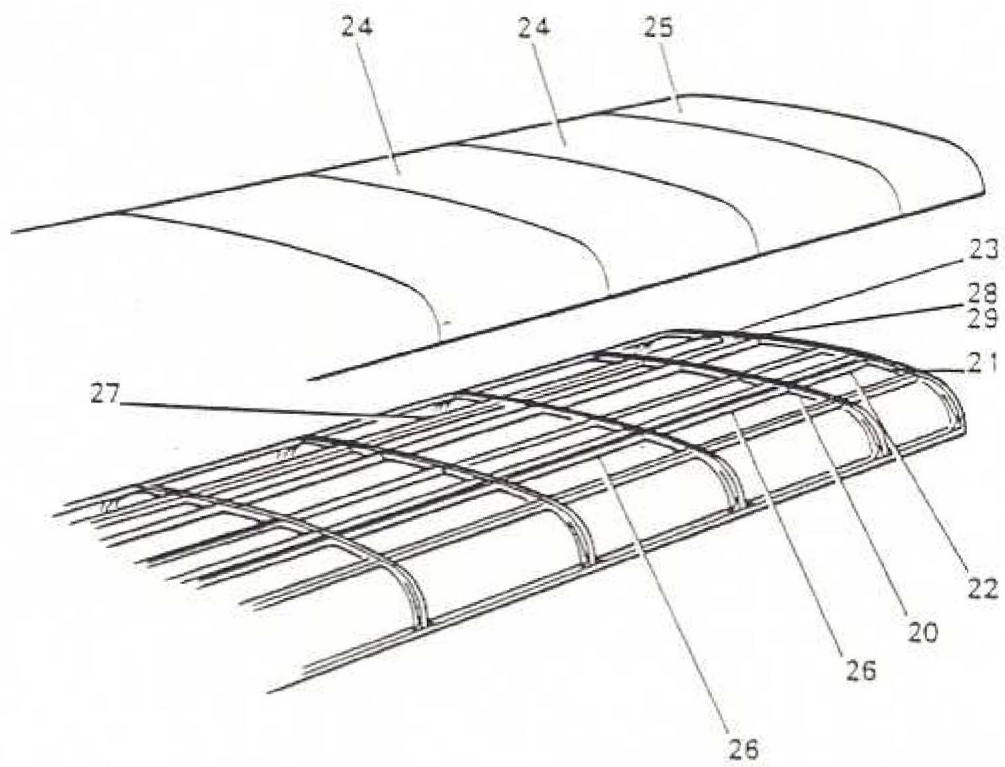
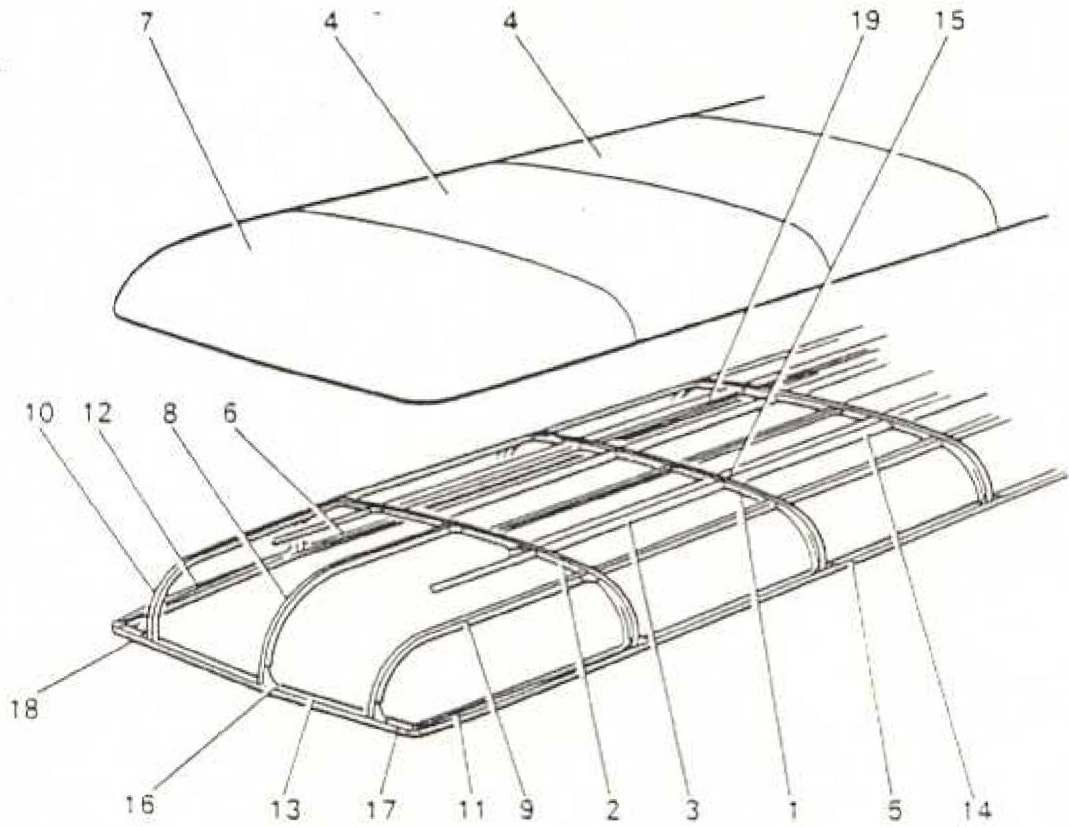
ITEM	MAN. REF.	PART NUMBER	A/D	ASSEMBLY = A	DETAIL = D	QTY.	REMARKS	ISSUE
				DESCRIPTION				
		ER 501 H	A	U/S Roof Centre Bay		1		
1		ER 025 H1	A	Side Cantrail N/S		1		
2		ER 026 H1	A	Side Cantrail O/S		1		
3		RM 005 H1	A	Hoopstick		1		
4		ER 041 H1	A	Long'l Roof Rail N/S & O/S		2	Before ADV BZ 291	
5		ER 019 H1	A	Ext Roof Panel		1	Before ADV BZ 291	
6		ER 021 H1	A	Int Panel Joint Rail N/S		1		
7		ER 022 H1	A	Int Panel Joint Rail O/S		1		
8		ER 001 H25	D	Cantrail Mldg Ext N/S		1		
9		ER 001 H30	D	Cantrail Mldg Ext O/S		1		
10		ER 001 H2	D	Roof Lining Panel		1		
11		ER 001 H4	D	Lighting Panel O/S & N/S		2		
12		ER 001 H11	D	Cantrail Mldg Int N/S & O/S		2	Before ADV 220/1	
12		ER 601 H13	D	Cantrail Mldg Int N/S & O/S		2	After ADV 220/1	
13		ER 001 H14	D	Long'l Mldg Inter N/S & O/S		2		
14		RM 001 H12	D	Lighting Panel Mldg		2		
15		RM 001 H8	D	Transverse Mldg		1		
4		ER 041 H1	A	Long'l Roof Rail N/S & O/S		2	After ADV BZ 291	
5		ER 042 H1	A	Ext Roof Panel		1	After ADV BZ 291	
1		ER 502 H1	A	Side Cantrail N/S Front		1	Not Required	
2		ER 503 H1	A	Side Cantrail O/S Front		1	if ER 506 H1 & ER 507 H1 Used	
1		ER 504 H1	A	Side Cantrail N/S Rear		1		



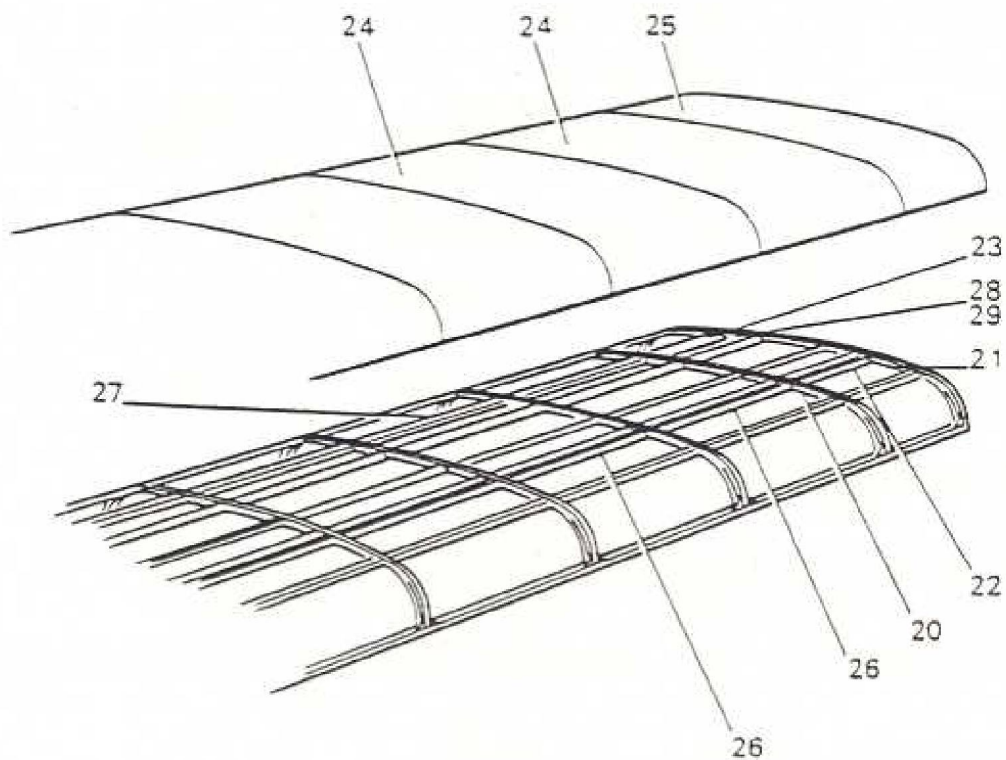
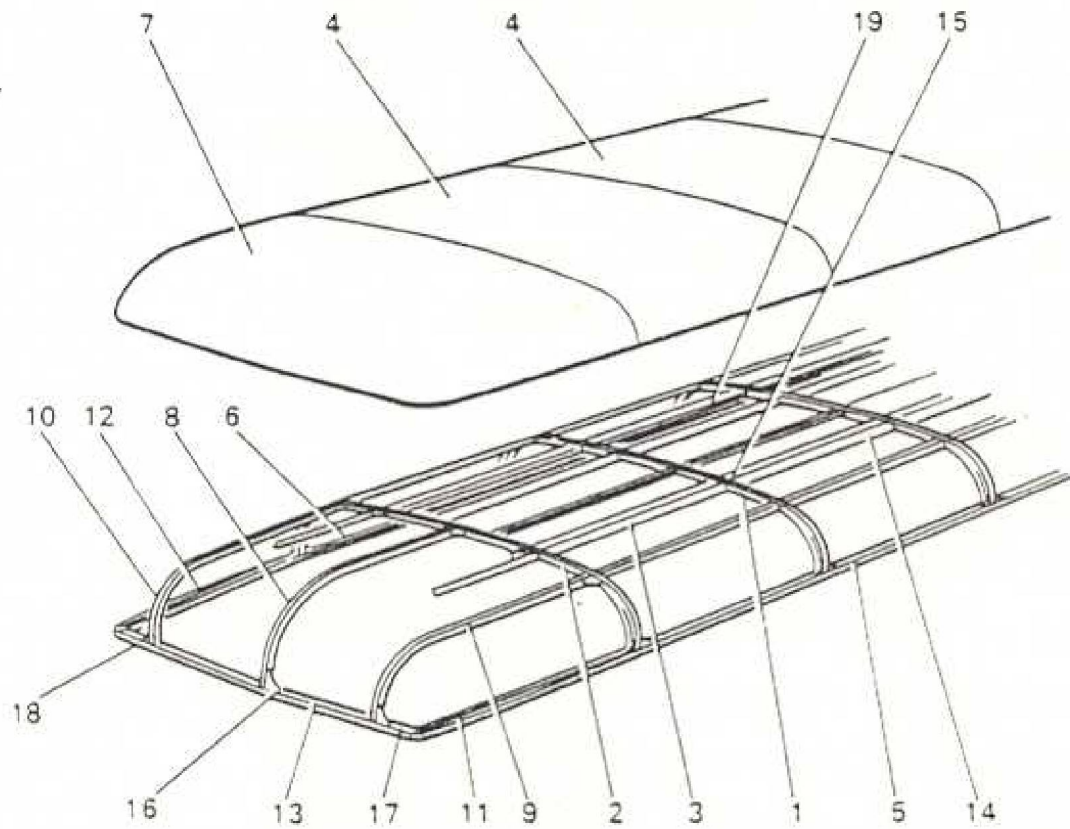
D6

U/S ROOF CENTRE
BAY RML ONLY

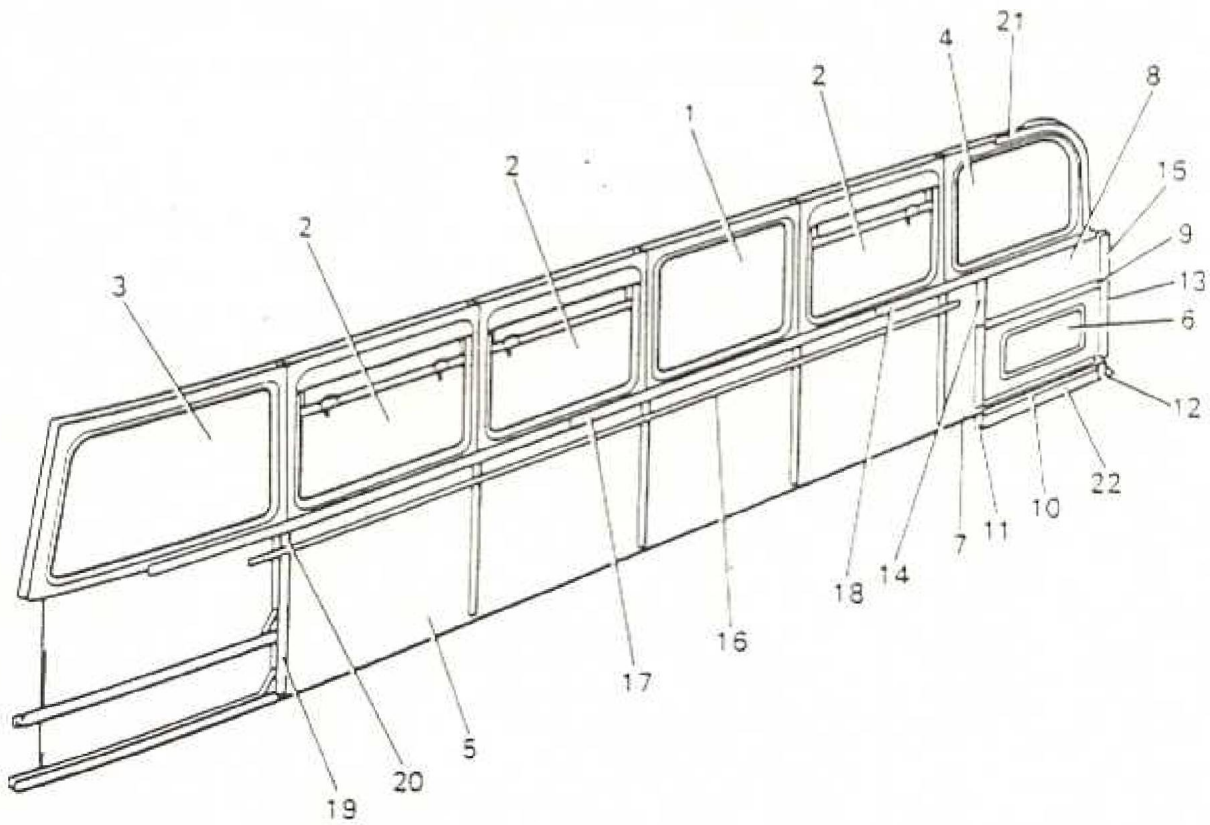
ITEM	MAN. REF	PART NUMBER	A/D	ASSEMBLY - A	DETAIL - D	QTY.	REMARKS	ISSUE
				DESCRIPTION				
2		ER 505 H1	A	Side Cantrail O/S Rear		1		
1		ER 506 H1	A	Cantrail N/S One Piece		1		
2		ER 507 H1	A	Cantrail O/S One Piece		1		



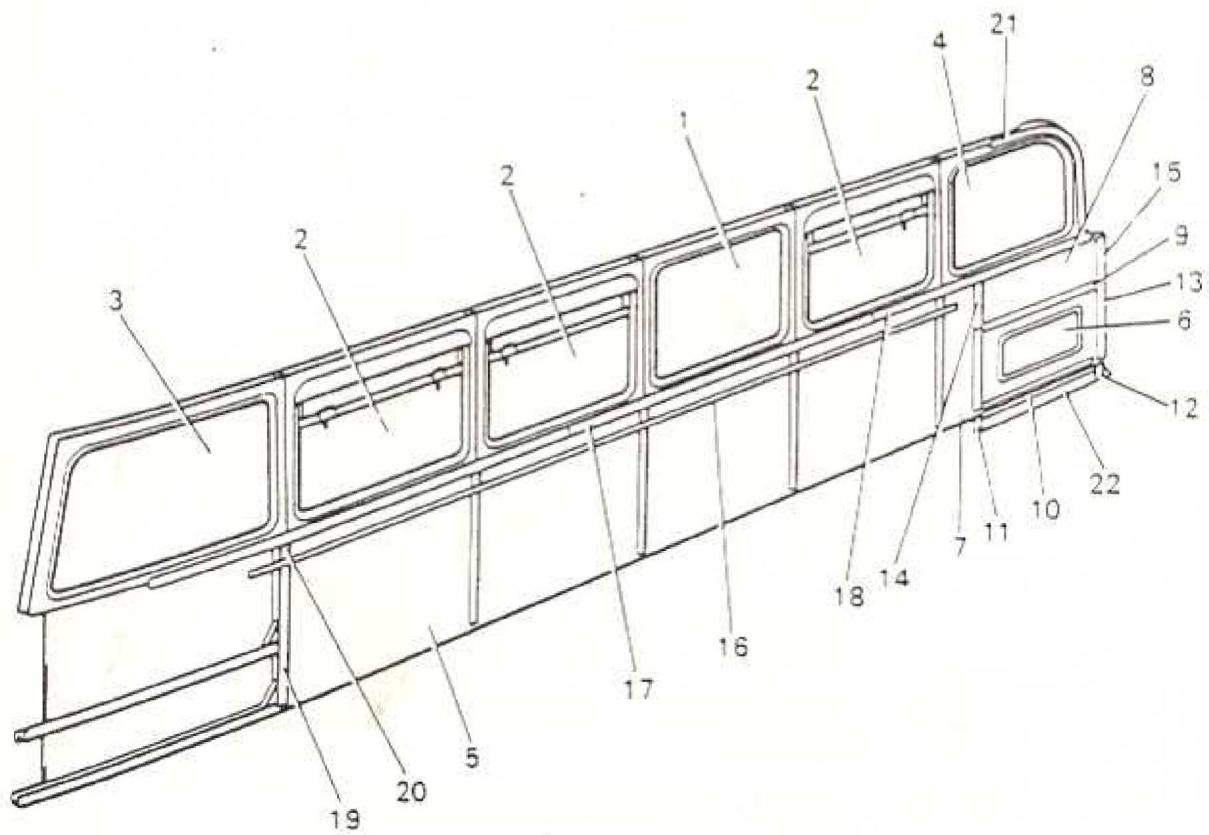
ITEM	MAN. REF.	PART NUMBER	ASSEMBLY - A		DETAIL - D		QTY.	REMARKS	ISSUE
			A/D	DESCRIPTION					
1		RM 002 H1	A	Roof Structure			1	Ref RM 001 H1 B901 H (C10)	
2		RM 005 H1	A	Roof Stick No. 2, 3 & 4 Pillars			3		
3		RM 008 H1	A	Roof Stick No. 1 Pillar			1		
4		RM 009 H1	A	Long'l Rail No. 1 Bay N/S			1		
5		RM 042 H1	A	Ext Roof Panel			2	After MOD 320	
6		RM 025 H1	A	Side Cantrail N/S			1		
7		RM 026 H1	A	Side Cantrail O/S			1		
7		RM 027 H1	A	Front Dome Panel			1	Before ADV BZ 1026	
7		RM 057 H1	A	Front Dome Panel			1	After ADV BZ 1026	
8		RM 028 H1	A	Front Dome Stick Centre			1		
9		RM 029 H1	A	Front Dome Stick N/S			1		
10		RM 030 H1	A	Front Dome Stick O/S			1		
11		RM 031 H1	A	Cantrail Front Bay N/S			1		
12		RM 032 H1	A	Cantrail Front Bay O/S			1		
13		RM 033 H1	A	Front Cantrail			1		
14		RM 041 H1	A	Long'l Roof Rail N/S & O/S			7	After MOD 196	
15		RM 002 H3T	D	Block - Stanchion Socket			1		
16		RM 002 H6T	D	Spacer Block Front Cant Centre			1		
17		RM 002 H7T	D	Spacer Block Front Cant N/S			1	Before MOD 150	
18		RM 002 H8T	D	Spacer Block Front Cant O/S			1		
16		RM 002 H13T	D	Spacer Block Front Cant Centre			1		
17		RM 002 H14T	D	Spacer Block Front Cant N/S			1	After MOD 150	
18		RM 002 H15T	D	Spacer Block Front Cant O/S			1		
19		RM 001 P54	D	Conduit Saddle for 5/8 in			29		



ITEM	MAN. REF.	PART NUMBER	A/D	ASSEMBLY = A	DETAIL = D	QTY.	REMARKS	ISSUE
				DESCRIPTION				
20		RM 006 H1	A	Roof Stick No. 5 Pillar		1		
21		RM 007 H1	A	Roof Stick Rear Dome		1		
22		RM 017 H1	A	Long'l Rail No. 5 Bay N/S		1		
23		RM 018 H1	A	Long'l Rail No. 5 Bay O/S		1		
24		RM 042 H1	A	Ext Roof Panel		2	After MOD 320	
25		RM 043 H1	A	Ext Roof Panel No. 5 Bay		1	After MOD 320	
26		RM 041 H1	A	Long'l Roof Rail N/S & O/S		7	After MOD 196	
27		RM 002 H2T	D	Block Stanchion Socket		7		
28		RM 002 H4T	D	Block Stanchion Socket		1		
29		RM 002 H57	D	Block Stanchion Socket		1		
		<u>RML ONLY</u>						
		ER 501 H	A	U/S Roof Centre Bay		1	Ref B901 G (D-)	

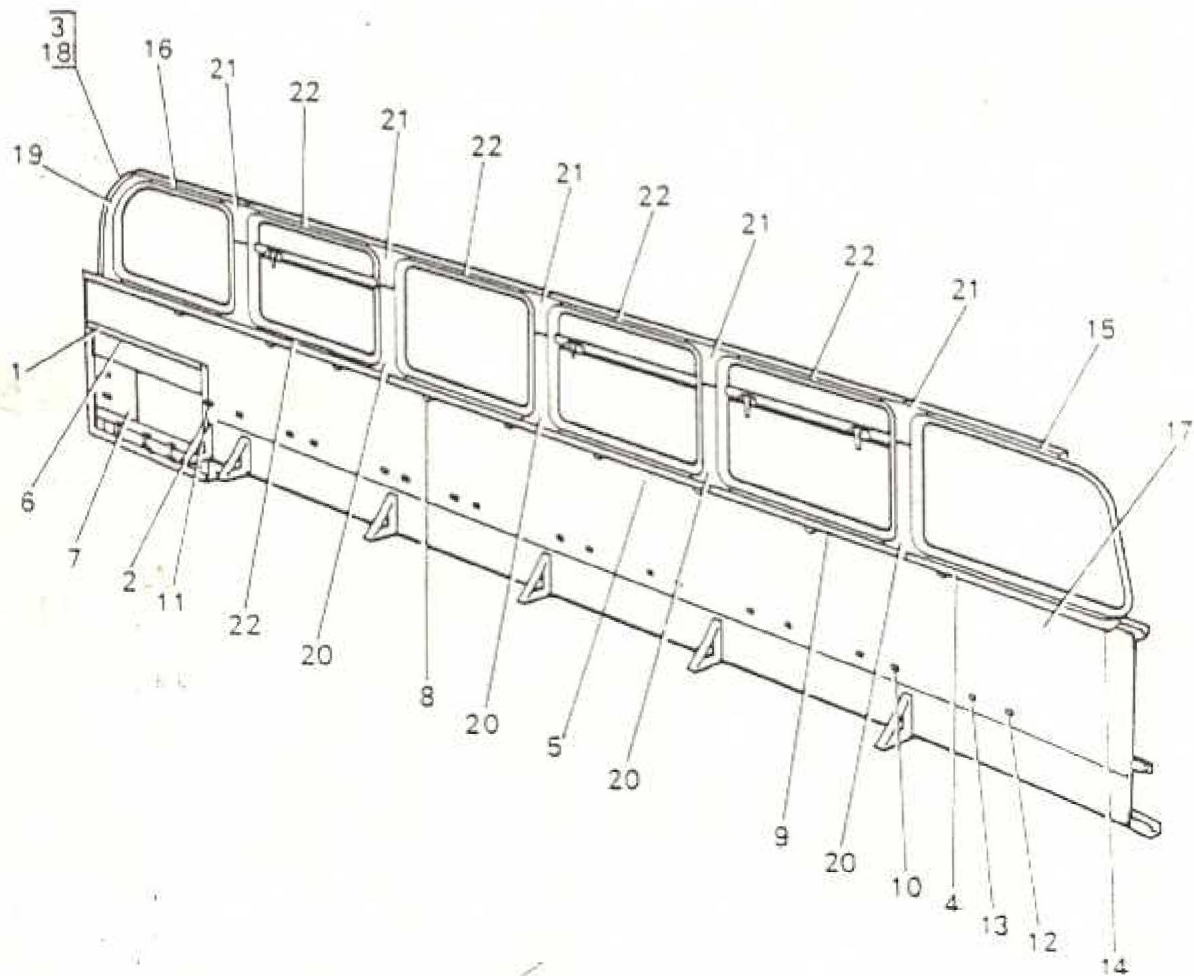


ITEM	MAN. REF	PART NUMBER	A/D	ASSEMBLY * A	DETAIL * D	QTY	REMARKS	ISSUE
				DESCRIPTION				
		RM 001 CU1	A	Upper Saloon Side Frame		1	RM Bus	
		RM 001 CU	A	Upper Saloon Side Frame		1	RML Bus	
*		RM 003 CU1	A	Side Frame Structure		1	Ref B901 CU (E10)	
1		RM 064 CL1	A	Fixed Window		1		
2		RM 065 CL1	A	Half Drop Window		3		
3		RM 007 CU1	A	Fixed Light, Front Qtr		1		
4		RM 009 CU1	A	Fixed Light, Rear Qtr		1		
5		RM 047 CU1	A	Ext Panel 1 & 4 Bays		4		
6		RM 049 CU1	A	Route Door		1		
*		RM 050 CU1	A	Doorframe & Panel		1		
*		RM 014 PU1	A	Hinge		1		
*		22112-816	A	Budget Lock R/H		1		
7		RM 001 CU3	D	Ext Panel Rear Bay		1		
8		RM 001 CU4	D	Ext Panel Rear Bay Top		1		
9		RM 001 CU5	D	Drip Mldg - Route Door Hinge		1		
10		RM 001 CU6	D	Horizontal Mldg - Route Box		1		
11		RM 001 CU7	D	Vertical Mldg Cream Band Rear Bay L/H		1		
12		RM 001 CU8	D	Vertical Mldg Cream Band Rear Bay R/H		1		
13		RM 001 CU9	D	Vertical Mldg Pillars No. 6 & 7 Lower		2		
14		RM 001 CU10	D	Vertical Mldg Pillar No. 6 Upper		1		
15		RM 001 CU11	D	Vertical Mldg Pillar No. 7 Upper		1		
16		RM 001 CU12	D	Advert Mldg		1	Before Advice BC 415	

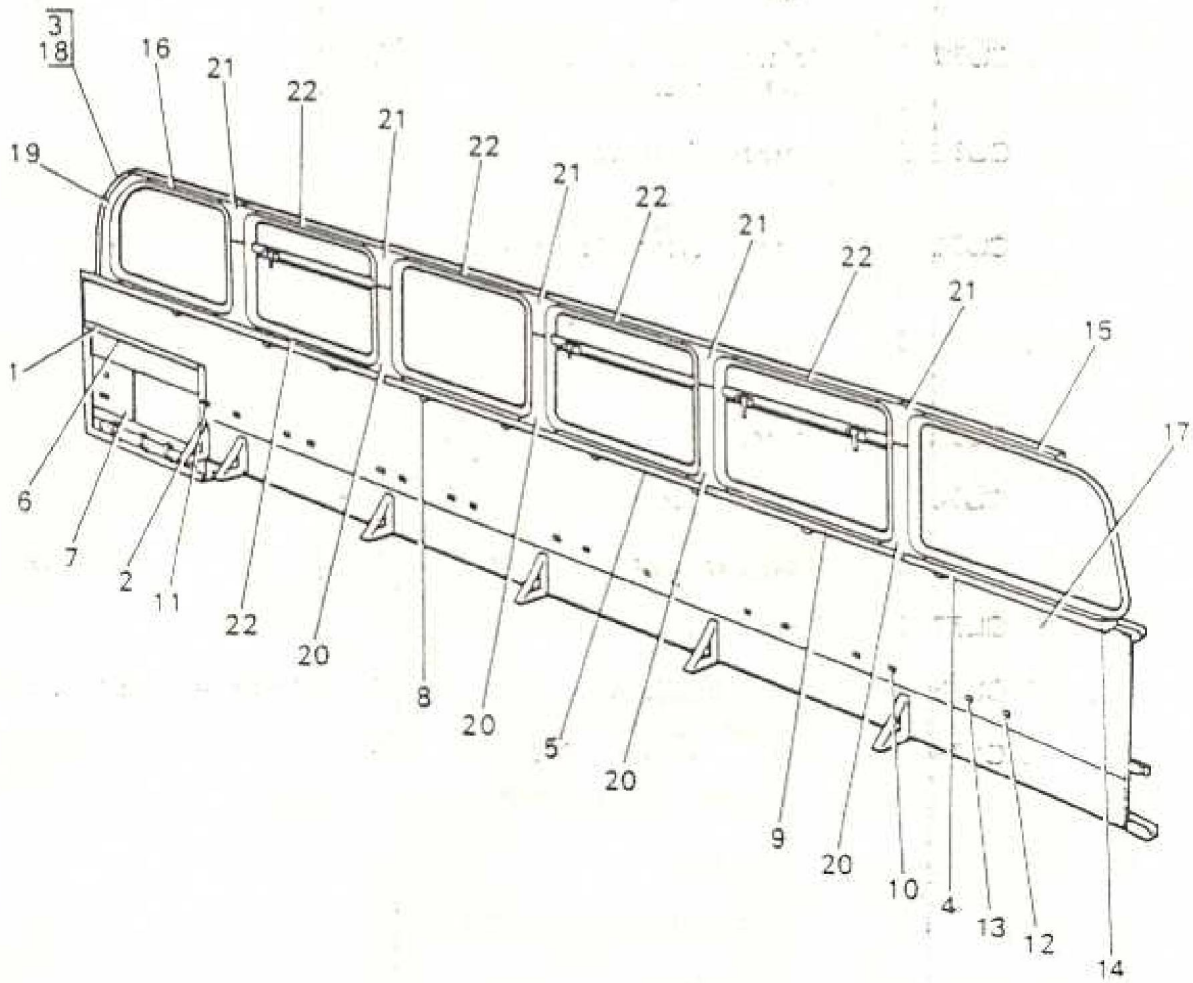


E4SIDE FRAME ASSEMBLY
U/S N/S EXTERNAL VIEW

ITEM	MAN. REF.	PART NUMBER	A/D	ASSEMBLY - A	DETAIL - D	QTY.	REMARKS	ISSUE
				DESCRIPTION				
17		RM 001 CU14	D	Ext Mldg - Centre		2		
18		RM 001 CU15	D	Ext Mldg - Rear Waist		1		
19		RM 001 CU16	D	Ext Mldg - Vertical		5		
20		RM 001 CU17	D	Ext Mldg - Vertical Short		5		
21		RM 001 CU18	D	Ext Mldg - Rear Qtr Light		1		
22		RM 001 P2	D	Ext Panel Rear Bay		1		

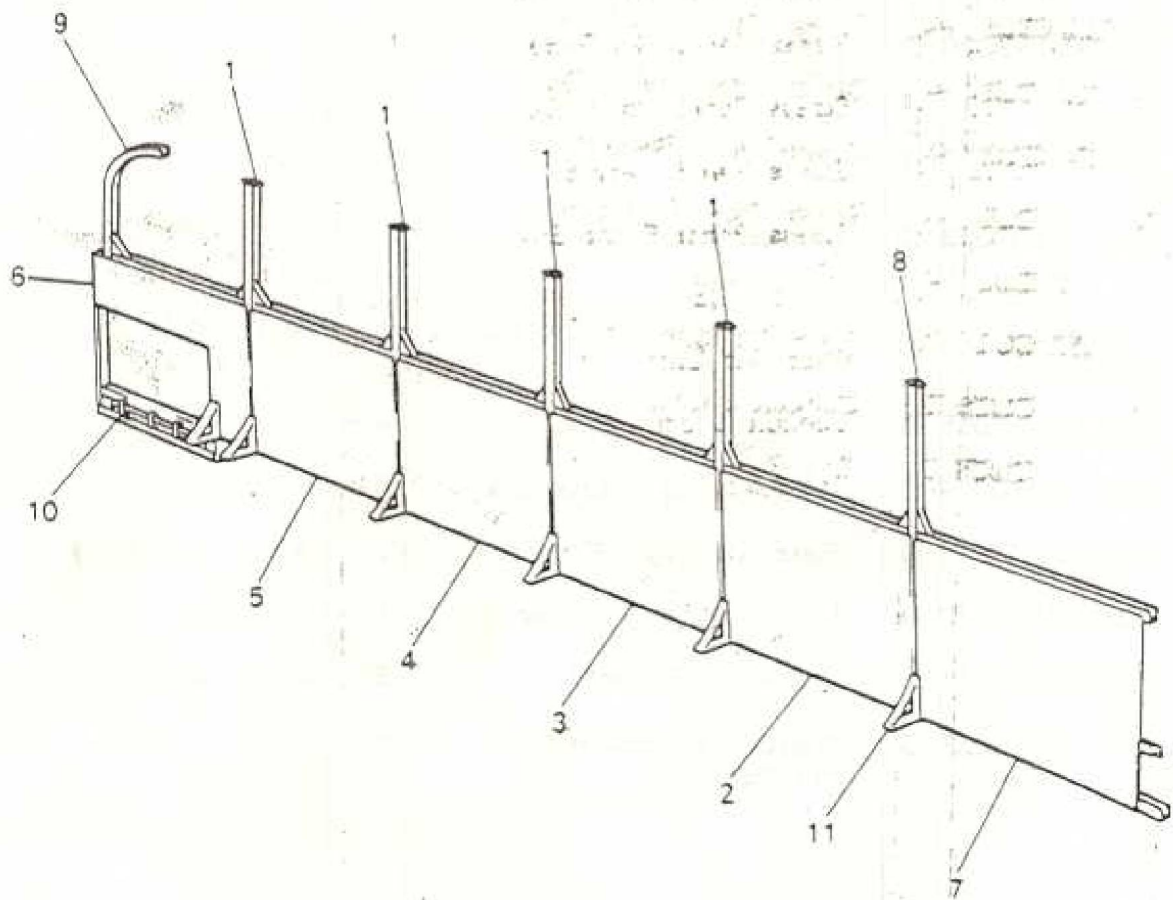


ITEM	MAN. REF.	PART NUMBER	A/D	ASSEMBLY - A	DETAIL - D	QTY.	REMARKS
				DESCRIPTION			
		RM 001 CU1	A	Upper Saloon Side Frame		1	RM Bus
		RM 001 CU	A	Upper Saloon Side Frame		1	RML Bus
1		RM 051 CU1	A	Top Horizontal Mldg Route Box		1	
2		RM 052 CU1	A	Vertical Mldg Route Box		1	
3		RM 057 CU	A	Mldg Rear Qtr Light		1	
4		RM 059 CU1	A	Front Waist Mldg		1	
5		RM 061 CU1	A	Centre Waist Mldg		1	Not fitted to RML
6		RM 063 CU1	A	Draught Seal Route Box		1	
7		RM 004 PU1	A	Route Box		1	
*		RM 005 PU1	A	Pack Panel		1	
*		RM 012 PU1	A	Nut Plate		2	
*		RM 006 PU1	A	Side Panel, Rear Route Box		1	
*		RM 011 PU1	A	Stud Plate		1	
*		RM 007 PU1	A	Side Panel Front		1	
*		RM 022 PU1	A	Stud Plate, Stop Joint, Route Box		1	
		008 PU1	A	Bottom Panel, Route Box		1	
		RM 039 FU1	A	Stud Plate		1	
		RM 009 PU1	A	Stud Plate, Seat Fixing		2	
		RM 010 PU1	A	Stud Plate		1	
		RM 035 CU1/N	A	Stop Joint			
8		RM 001 CU2/F	D	Seat Fixing Boss		8	
9		RM 001 CU20/F	D	Seat Fixing Boss		1	Made from RM 001 CU19
10		RM 001 CU24/F	D	Seat Mounting Bkt		15	Made from RM001 CU23
11		RM 001 CU26/F	D	Seat Mounting Bkt - Route Box		1	Made from RM 001 CU25



E8SIDE FRAME ASSEMBLY
U/S N/S INTERNAL VIEWPROJ NO. B901CU
DRAWING NO. B901CU

ITEM	MAN. REF.	PART NUMBER	A/D	ASSEMBLY * A	DETAIL * D	QTY.	REMARKS	ISSUE
				DESCRIPTION				
12		RM 001 CU27/F	D	Seat Mounting Bkt No. 1 Front		1	Made from RM 001 CL46	
13		RM U01 CU28/F	D	Seat Mounting Bkt No. 1 Rear		1	Made from RM 001 CU23	
14		RM 001 CU19	D	Plastic Finisher Bottom Front Qtr Light		1	After ADV BZ 1012	
15		RM 001 CU30	D	Plastic Finisher Top Front Qtr Light		1		
16		RM 001 CU31	D	Cantrail Finisher Rear Bay		1		
17		RM 001 CU32	D	Leather Cloth Covering		1	MOD 387 - ADV BZ307	
18		RM 001 CU33/F	D	Mldg - Rear Qtr Light Finisher		1	After MOD 282 - ADV BZ 293	
*		RM 001 CU35	D	Advert Mldg - Bays 1 & 4		A/R	After Advice BC 415	
*		RM 001 CU36	D	Advert Mldg - Bays 2 & 3		A/R	see SK 3843C	
19		RM 001 CU37	D	Rear Qtr Light Finisher		1	After ADV BC 426	
20		RM 001 CL37	D	Bottom Pillar Finisher		5		
21		RM 001 CL38	D	Top Pillar Finisher		5	After ADV BZ 1012	
22		RM 001 CL39	D	Waist & Window Rail Finisher		9		



E10SIDE FRAME STRUCTURE
U/S N/S INTERIOR VIEW

LONDON

DRAWING NO.

B901CU

ITEM	MAN. REF.	PART NUMBER	A/D	ASSEMBLY - A	DETAIL - D	QTY.	REMARKS	ISSUE
				DESCRIPTION				
		RM 003 CU1	A	Side Frame Structure		1	Ref RM 001 CU1/CU B901 CU (E2)	
1		RM 005 CU1	A	Pillar No. 2, 3, 4 & 5 Bays		4		
2		RM 019 CU1	A	Stress Panel No. 1 Bay		1		
3		RM 021 CU1	A	Stress Panel No. 2 Bay		1		
4		RM 023 CU1	A	Stress Panel No. 3 Bay		1		
5		RM 025 CU1	A	Stress Panel No. 4 Bay		1		
6		RM 034 CU1	A	Stress Panel Rear Bay		1		
7		RM 039 CU1	A	Stress Panel Front Bay		1		
8		RM 043 CU1	A	No. 1 Pillar		1		
9		RM 053 CU1	A	Rear Qtr Light Rail		1		
10		RM 003 CU25	D	Conduit Saddle Bkt		3		
11		RM 003 CU27	D	Foot Bkt		A/R		