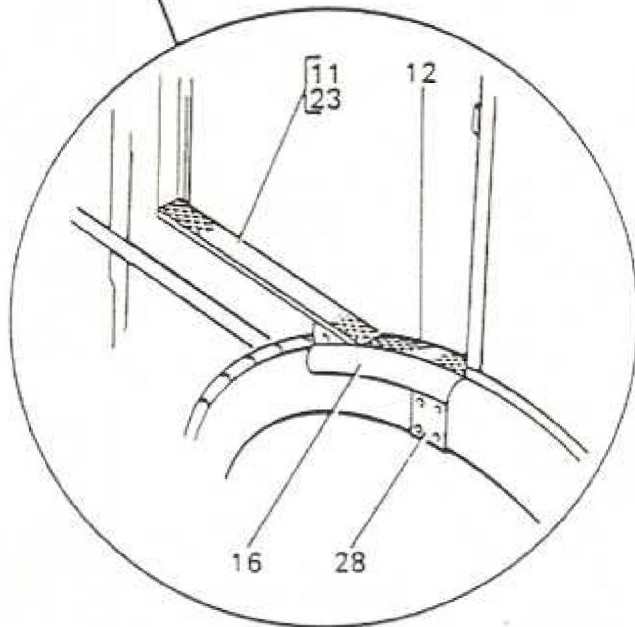
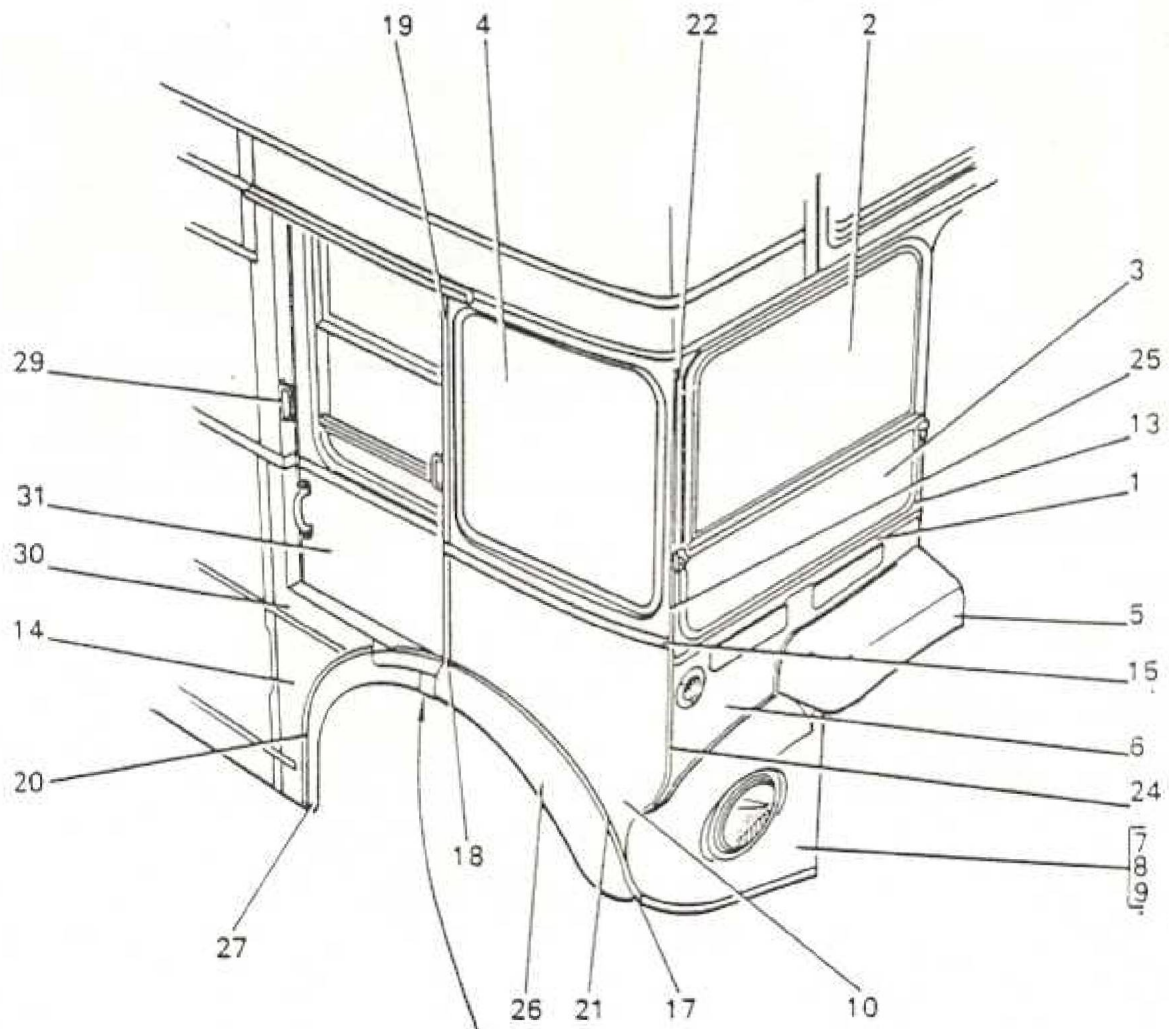


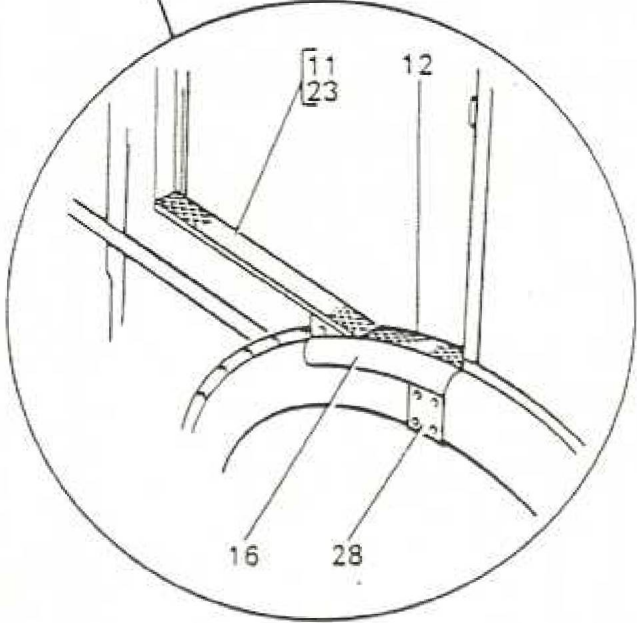
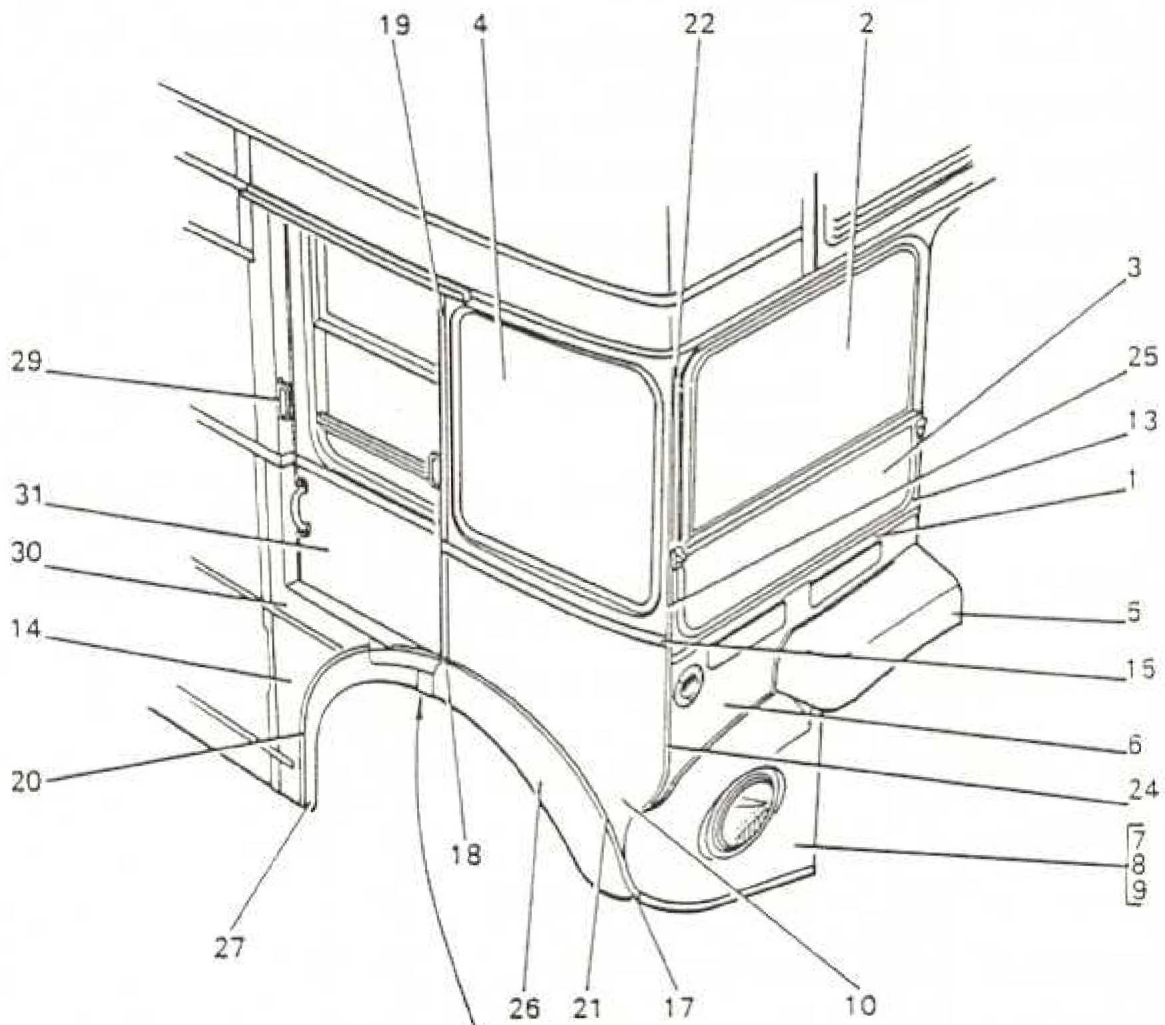
A1

Index

DESCRIPTION	FRAME NO.
DRIVERS CAB AREA	A2 to A9
FRONT	B1 to B6
REAR	C1 to C4
BATTERY AND CABLE	D1 to D2
2-WAY RADIO	E1 to E4

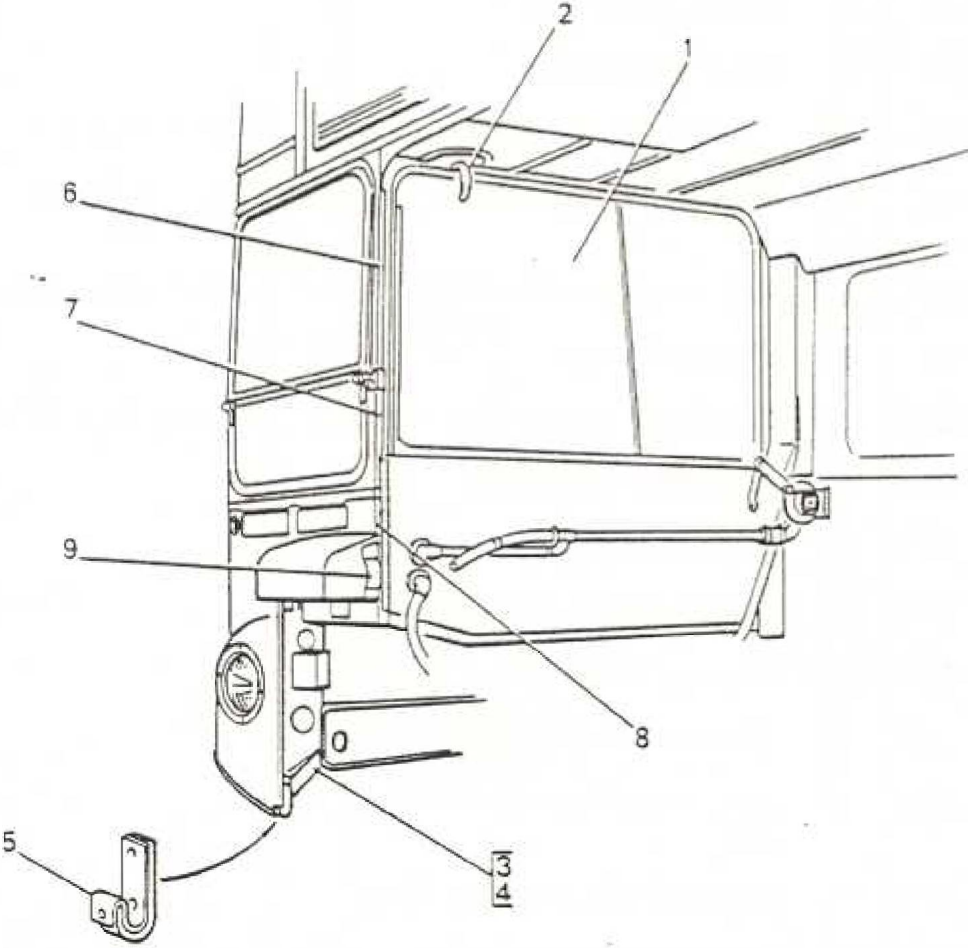


ITEM	MAN. REF.	PART NUMBER	A/D	ASSEMBLY * A	DETAIL * D	QTY.	REMARKS	ISSUE
				DESCRIPTION				
		RM 001 D	A	Drivers Cab Comp		1		
		RM 002 D	A	Drivers Cab Structure		1	Ref B901 D (B4)	
		RM 013 D1	A	Cab Sliding Door		1	Ref B901 D (A7)	
*		RM 247 D1	A	Reconstructed Cab Door		1		
1		RM 014 D1	A	Sliding Door Plymax Fr		1		
*		RM 015 D1	A	Drivers Signalling Window		1	Before MOD 85	
2		RM 134 D1	A	Drivers Signalling Window		1	After MOD 85	
*		27152-131	A	Fire Extinguisher E-BCF		1 ADV	RM 5, 7, 9 after BZ 389	
*		27152-132	A	Fire Extinguisher E-BCF		1 ADV	RM 6, 7, 10 after BZ 389	
3		RM 198 D1	D	Mounting Plate - Fire Extinguisher		1		
4		RM 013 D10	D	Bottom Guide Runner		1		
5		RM 036 D4	D	Door Pull		2		
6		RM 013 D4	D	Vertical Draught Strip		1		
7		RM 013 D3	D	Top Draught Strip		1		
8		RM 013 D5T	D	Top Corner Block		2		
9		RM 013 D7T	D	Vertical Block L/H		1		
10		RM 013 D8T	D	Vertical Block R/H		1		
11		RM 016 D3	D	Extruded Sect		1		
12		RM 016 D4	D	Moulded Sect		1		
13		RM 017 D1	A					

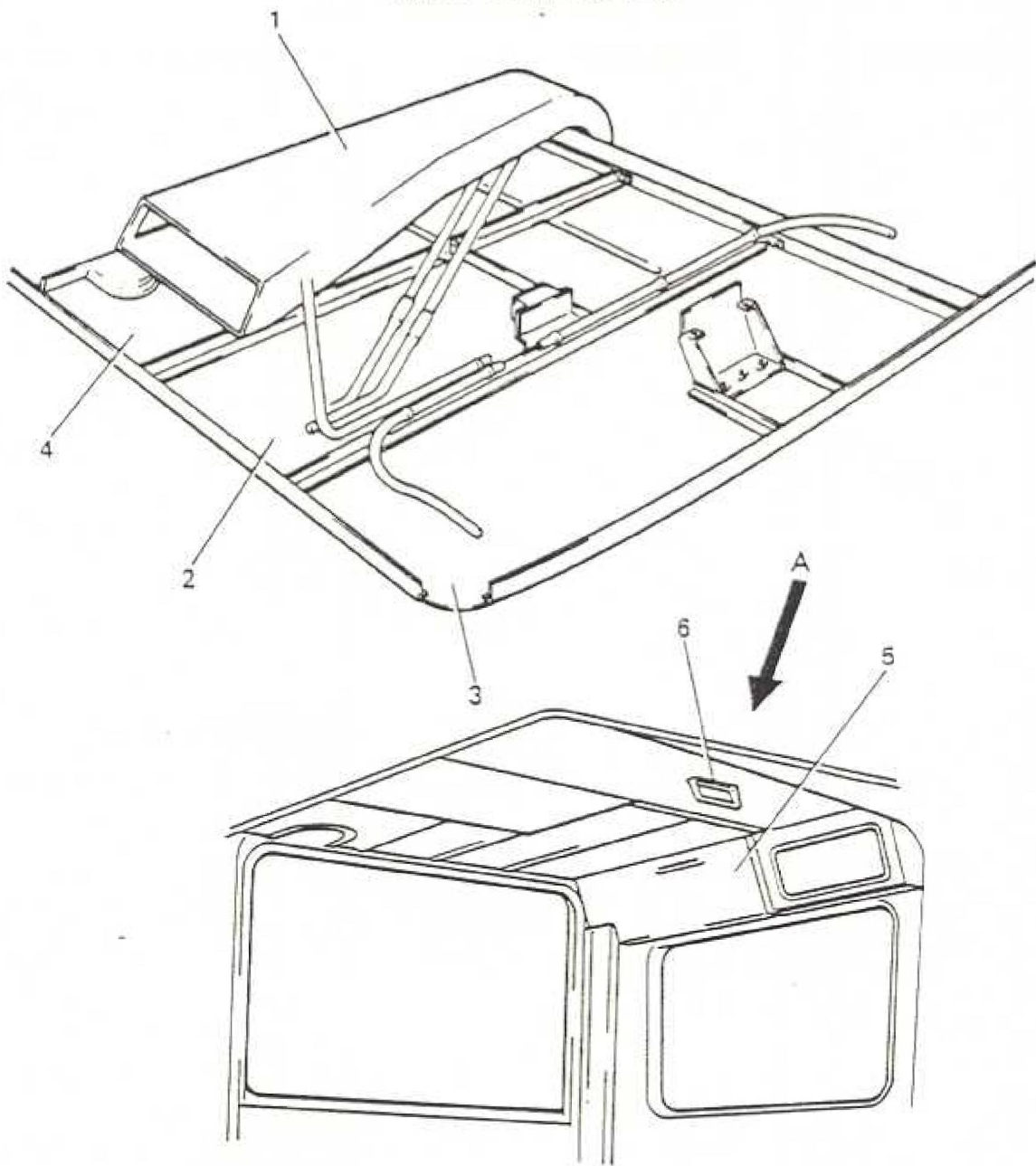


ITEM	MAN. REF.	PART NUMBER	ASSEMBLY * A DETAIL * D		QTY.	REMARKS	ISSUE
			A/D	DESCRIPTION			
1		RM 237 D1	A	Exterior Finisher Strip Cab Waist Rail	1	After ADV BD 409	
2		RM 020 D1	A	Top Sect Drivers Windscreen	1		
3		RM 021 D1	A	Bottom Sect Drivers Windscreen	1		
4		RM 026 D1	A	O/S Qtr Light	1		
5		RM 089 D1	A	Shaped Top Panel	1		
6		RM 115 D1	A	Cab Front Panel	1		
7		RM 186 D1	A	Headlamp Panel O/S	1	RM 5, 7 & 9	
8		RM 189 D1	A	Headlamp Panel O/S	1	RM 7 & 9 after MOD 422	
9		CR 608 D1	A	Twin Headlamp Panel O/S	1	After MOD 422	
10		RM 126 D1	A	O/S Qtr Panel	1		
11		RM 001 D13	D	Treadplate Nosing Cab	1	Before ADV BZ 1079	
12		RM 001 D14	D	Treadplate Cab Floor	1		
13		RM 001 D23	D	Windscreen Pan	1		
14		RM 001 D24	D	Outside Panel O/S Rear	1		
15		RM 001 D25	D	Housing Waist O/S	1		
16		RM 001 D27	D	Doorway Kicking Plate	1		
17		RM 001 D29	D	Wing Mldg Front Bottom O/S	1		
18		RM 001 D30	D	Bottom Mldg Doorway Pillar	1		
19		RM 001 D31	D	Top Mldg Doorway Pillar	1		
20		RM 001 D32	D	Wheelarch Mldg - Rear	1		
21		RM 001 D33	D	Wheelarch Mldg - Front	1		
22		RM 001 D35	D	Mldg O/S Screen Pillar Top	1		
23		RM 001 D67	D	Tread Nosing Cab Floor	1		
24		RM 001 D36	D	Mldg O/S Screen Pillar Bottom	1		
25		RM 001 D37	D	Mldg O/S Screen Pillar Centre	1		

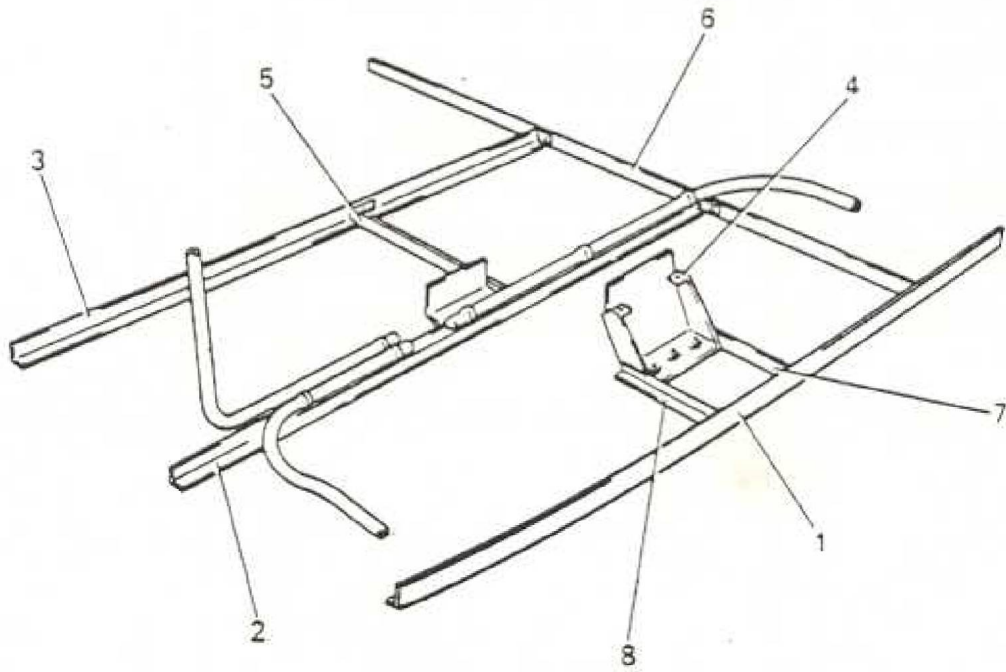
ITEM	MAN. REF.	PART NUMBER	A/D	ASSEMBLY = A	DETAIL = D	QTY.	REMARKS	ISSUE
				DESCRIPTION				
26		RM 001 D45	D	Front Wing O/S - Front		1		
27		RM 001 D46	D	Front Wing O/S - Rear		1	After MOD 245	
28		RM 001 D47	D	Front Wing O/S - Joint		1		
29		RM 001 E18	D	Grab Rail		1		
30		RM 001 E35	D	Corner Panel Bottom O/S		1		
31		RM 013 D1	A	Sliding Door		1	Ref B901 D (A3)	



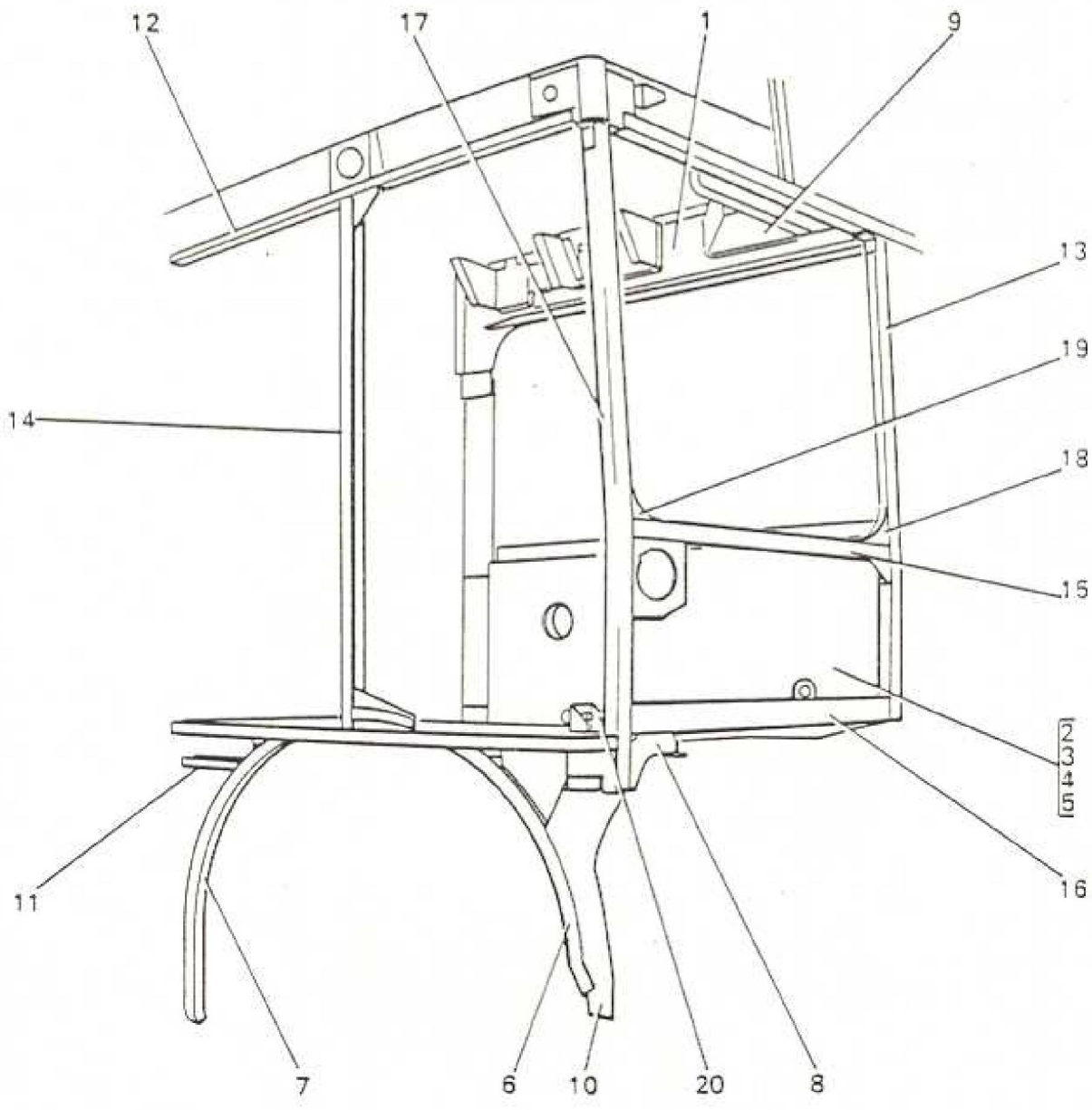
VIEW ON ARROW A



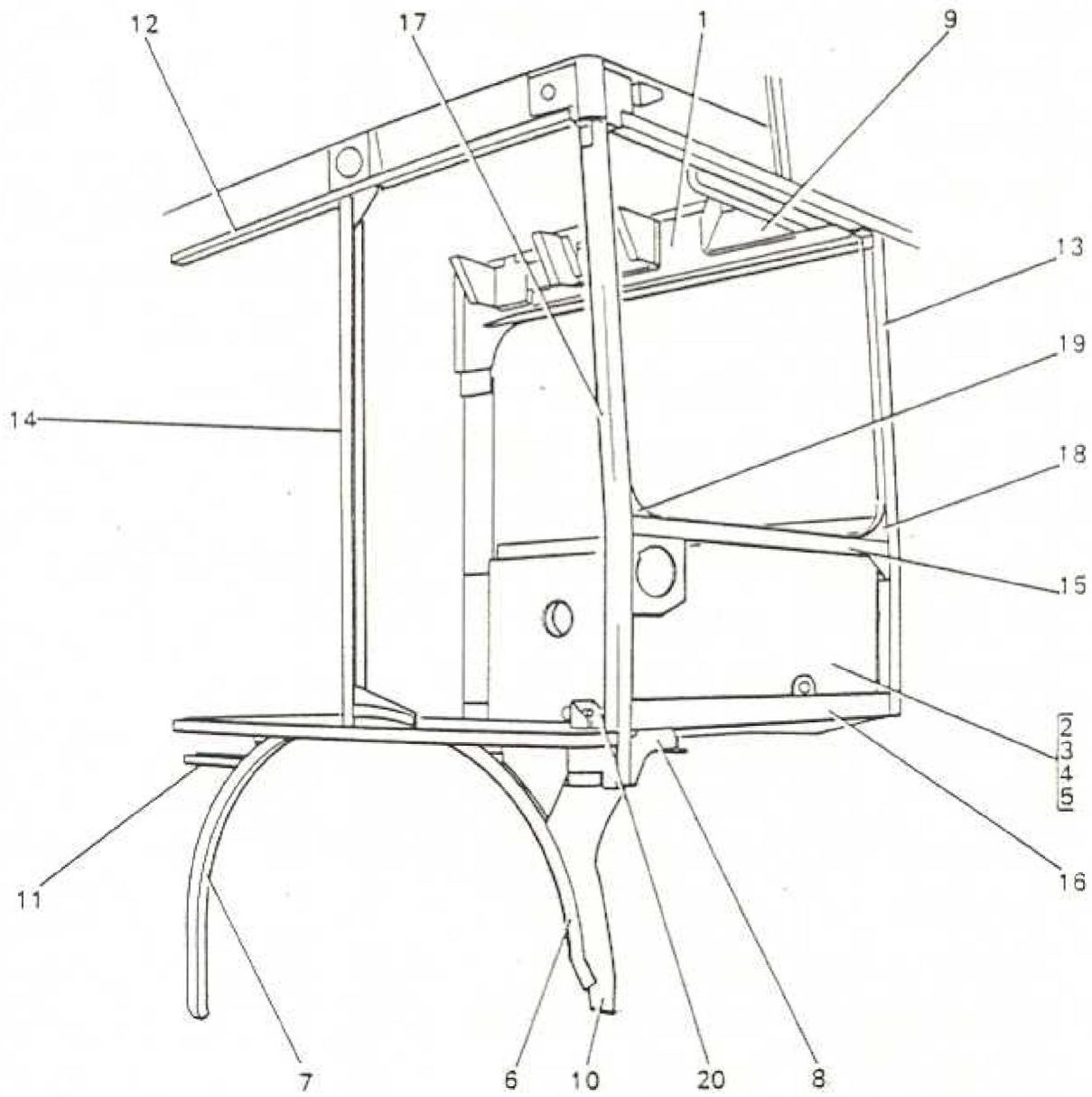
ITEM	MAN. REF.	PART NUMBER	A/D	ASSEMBLY - A	DETAIL - D	QTY.	REMARKS	ISSUE
				DESCRIPTION				
		RM 041 P	A	Canopy				
		RM 019 P1	A	Canopy Structure		1	Ref B901 D (B2)	
*1		RM 048 P1	A	Heater Duct		1	After MOD 180	
1		RM 044 P1	A	Heater Duct		1	Before MOD 180	
2		RM 023 P1	A	Trap		1		
2		RM 024 P2	A	Front N/S Panel		1	After MOD 67	
3		RM 024 P1	A	Front N/S Panel		1	Before MOD 67	
4		RM 025 P1	A	Front N/S Panel Inner		1		
5		RM 035 P1	A	Canopy Bulkhead Finisher		1		
*		RM 001 P16	D	Heater Pipe Shroud		1		
*		RM 001 P34	D	Support Angle Heater		1		
6		RM 001 E18	D	Grab Handle		1		
*		BZ 10904	D	Plate Identification		1		
*		RM 050 P1	D	Bkt - Thermostat Control Box		1	After MOD 180	
*		RM 041 P2	D	Bkt - Heater Duct		1	After MOD 180	



ITEM	MAN. REF.	PART NUMBER	A/D	ASSEMBLY * A	DETAIL * D	QTY.	REMARKS	ISSUE
				DESCRIPTION				
		RM 019 P1	A	Canopy Structure		1	Ref B901 D (B11)	
1		RM 020 P1	A	Cant Angle N/S Canopy		1		
2		RM 021 P1	A	Outer Angle N/S Canopy		1		
3		RM 022 P1	A	Inner Angle N/S Canopy		1		
4		RM 026 P1	A	Bkt Canopy Grab Handle		1		
5		RM 027 P1	A	Angle - Canopy Trap		1		
6		RM 028 P1	A	Rear Angle		1		
7		RM 019 P2	D	Support Angle Rear		1		
8		RM 019 P3	D	Support Angle Front		1		

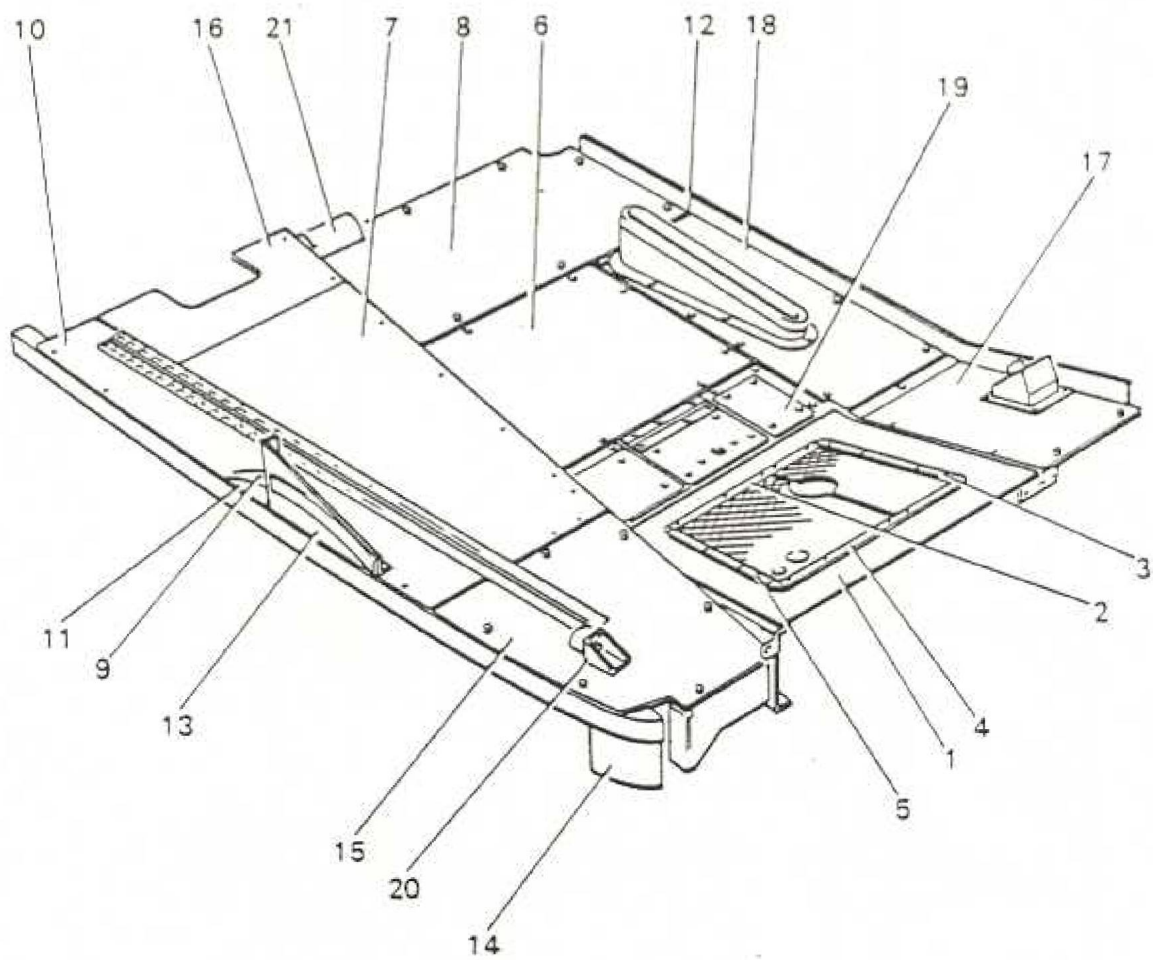


ITEM	MAN. REF.	PART NUMBER	A/D	ASSEMBLY * A	DETAIL * D	QTY.	REMARKS	ISSUE
				DESCRIPTION				
*		RM 002 D1	A	Drivers Cab Structure		1	Ref RM 001 D B901 D (A3)	
1		RM 028 D1	A	N/S Cab Header		1		
*		RM 029 D1	A	Bkt N/S Screen Pillar		1		
*		RM 030 D1	A	Bkt Switch & Fuse Panel		1		
*		RM 071 D1	A	Insert Bush Packing		6		
*		RM 118 D1	A	Bkt Screen Wiper Motor		1		
2		RM 062 D1	A	Engine Shield Comp		1	RM 5, 7 & 9 Before ADV SZ 1026	
3		RM 255 D1	A	Engine Shield Comp		1	After ADV BZ 1026	
4		CR 603 D1	A	Engine Shield Comp		1	RM 10 only	
5		CR 303 D1	A	Engine- Shield Comp		1	RM 6 only	
6		RM 069 D1	A	O/S Wheelarch Front Half		1		
7		RM 070 D1	A	O/S Wheelarch Rear Half		1		
8		RM 072 D1	A	Cab Floor Comp		1	Ref B901 D (26)	
9		RM 093 D1/M	A	Ventilation Duct O/S		1		
10		RM 111 D1	A	Bkt O/S Front W/A Angle		1		
11		RM 112 D1	A	Plate Joint Strip O/S		1		
12		RM 007 P1	A	Cant Angle O/S		1		
13		RM 047 D1	A	N/S Screen Pillar		1		
14		RM 061 D1	A	Cab Doorway Pillar		1		
15		RM 063 D1	A	Screen Waist Rail		1		
16		RM 064 D1/G	A	Cab Front Bottom Rail		1		
17		RM 068 D1/M	A	O/S Screen Pillar		1		

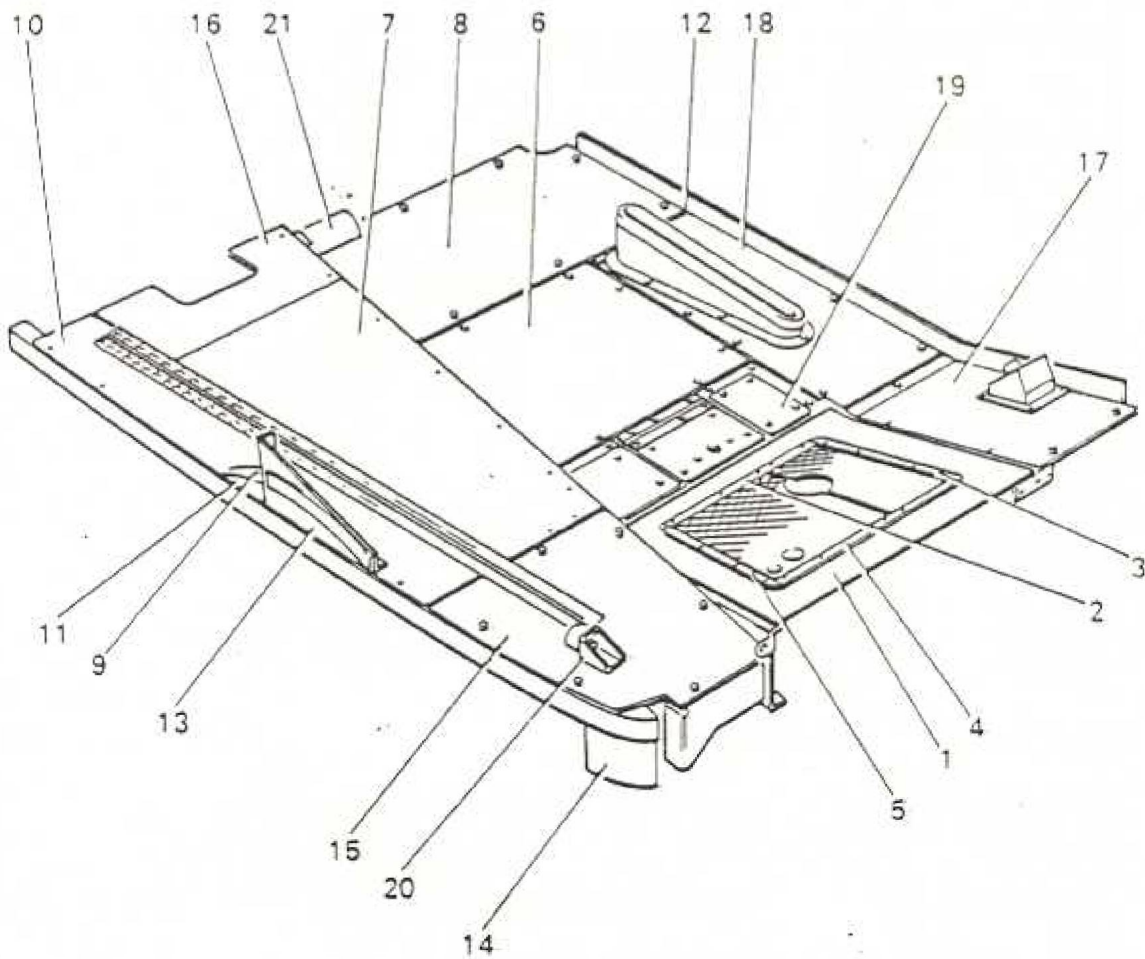


B6DRIVERS CAB
STRUCTUREFICHE NO.
B901D

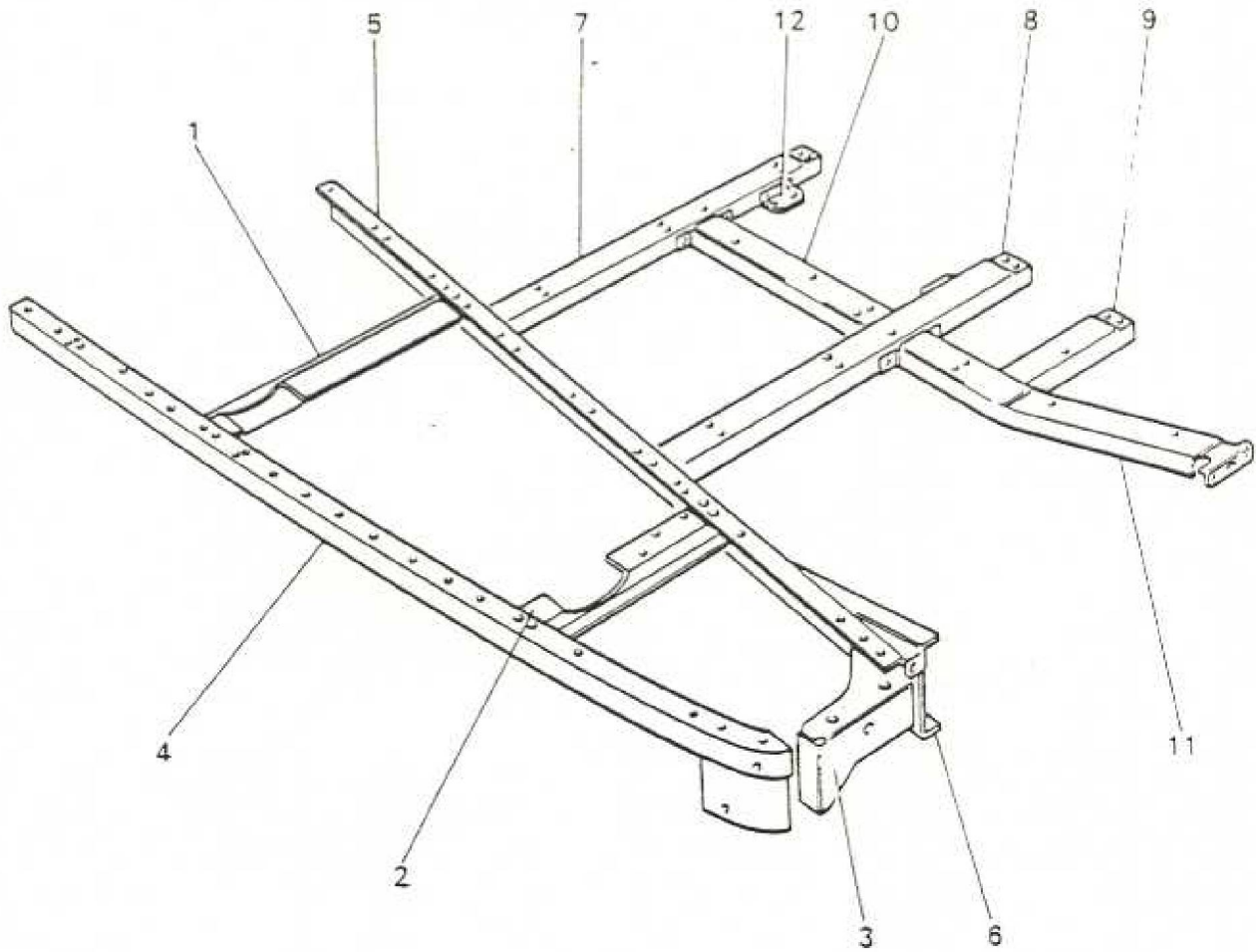
ITEM	MAN. REF.	PART NUMBER	A/D	ASSEMBLY - A	DETAIL - D	QTY.	REMARKS	ISSUE
				DESCRIPTION				
*		RM 046 D1/M	A	O/S Screen Pillar Waist Bkt		1	After MOD 24	
*		RM 002 D2/M	D	Bkt N/S Screen Waist		1	After MOD 24	
18		RM 004 D3/M	D	Corner Bkt N/S Screen Aperture		1		
19		RM 004 D5/M	D	Corner Bkt O/S Screen Aperture		1		
20		RM 004 D6/M	D	Cover Plate O/S Screen Pillar Floor		1		



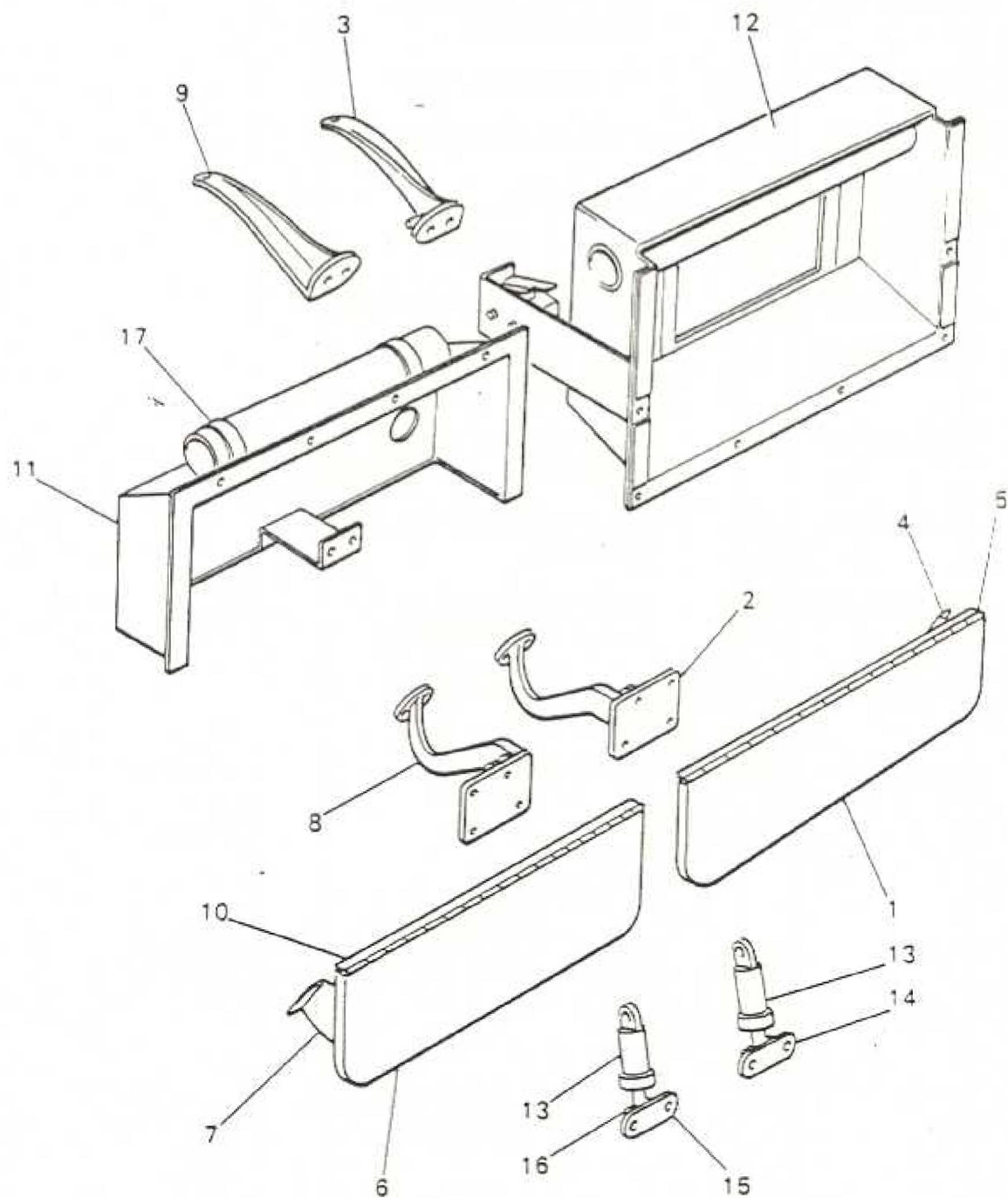
ITEM	MAN. REF.	PART NUMBER	ASSEMBLY * A		DETAIL * D		QTY.	REMARKS	ISSUE
			A/D			DESCRIPTION			
1		RM 072 D1	A			Cab Floor Comp	1	Ref B901.D (B4)	
		RM 072 D2	D			Rubber Seal - Pedal Plate	1		
2		RM 072 D3/G	D			Joint Strip - Rubber Seal - Rear	1		
3		RM 072 D4/G	D			Joint Strip - Rubber Seal - Inner	1		
4		RM 072 D5/G	D			Joint Strip - Rubber Seal - Front	1		
5		RM 072 D6/G	D			Joint Strip - Rubber Seal - Outer	1		
6		RM 072 D9/G	D			Floor Plate Centre	1		
7		RM 072 D10/G	D			Chequer Plate - Floor Plate Rear	1		
8		RM 072 D11/G	D			Floor Plate - N/S Rear	1		
9		RM 072 D12T	D			Block - Bottom of Door Pillar	1		
10		RM 072 D13	D			Conduit	1		
11		RM 072 D15	D			Wearing Strip - Cab Door Runner	2		
*		RM 072 D16/G	D			Treadplate - Cab Door Runner	3		
12		RM 001 T10	D			Pipe Clip Bkt	1		
13		RM 045 D1/G	A			Bkt Bottom Cab Doorway Pillar	1		
14		RM 073 D1	A			Cab Floor Structure	1	Ref B901 D (B12)	
15		RM 077 D1/G	A			Floor Plate Front O/S	1		
16		RM 078 D1/G	A			Floor Plate Rear O/S	1		
*		RM 086 D1/G	A			Floor Plate Front N/S	1	Before MOD 301	
*		RM 155 D1	A			Floor Plate Front N/S	1	After MOD 301	
17		RM 257 D1	A			Floor Plate Front N/S	1	After ADV BZ 1026	
18		RM 079 D1	A			Floor Plate Handbrake	1		



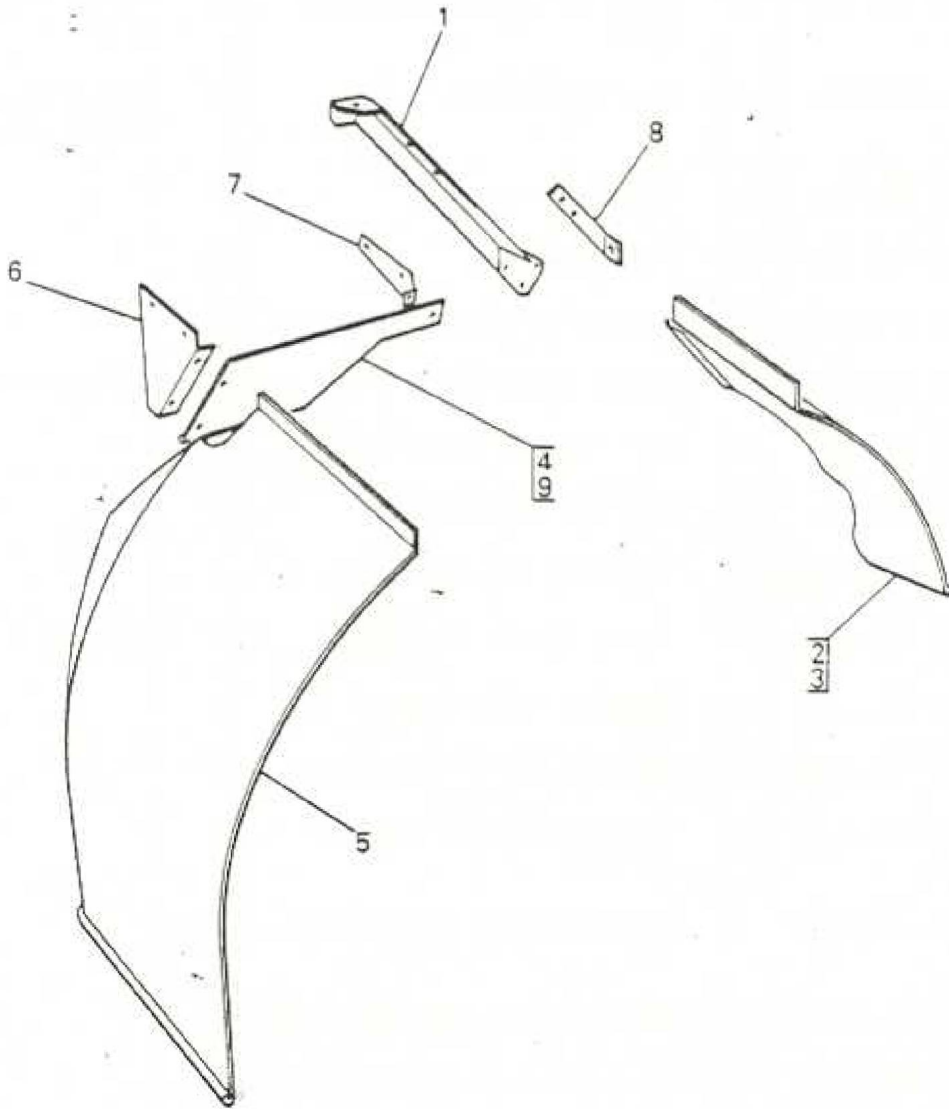
ITEM	MAN. REF.	PART NUMBER	A/D	ASSEMBLY = A	DETAIL = D	QTY.	REMARKS	ISSUE
				DESCRIPTION				
19		RM 179 D1/G	A	Floor Plate Cab Floor Trap		1	After MOD 348	
20		RM 087 D1	A	Sliding Door Stop		1		
21		RM 106 D1/G	A	Cover Bulkhead Buttress		1		



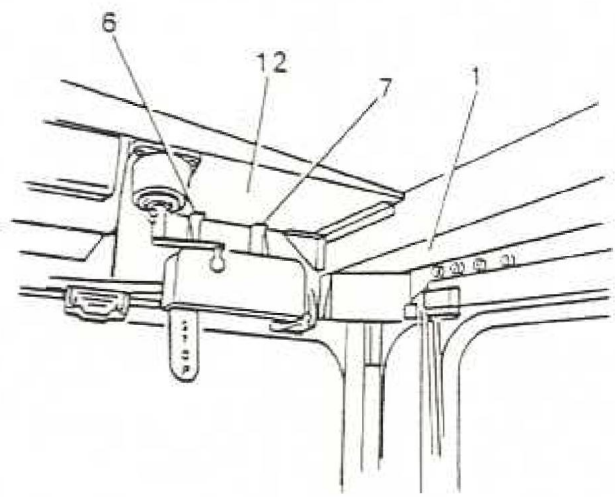
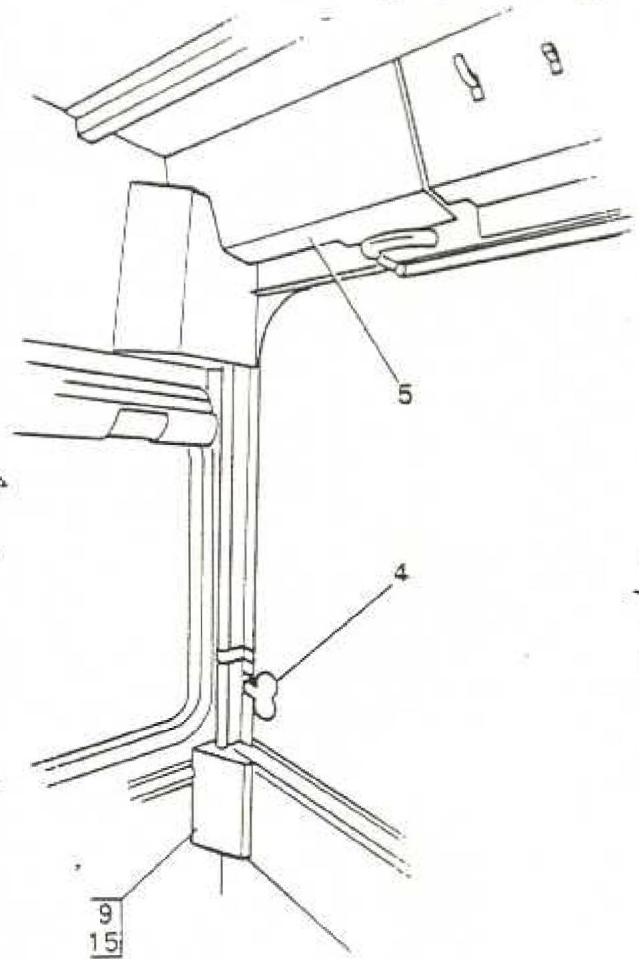
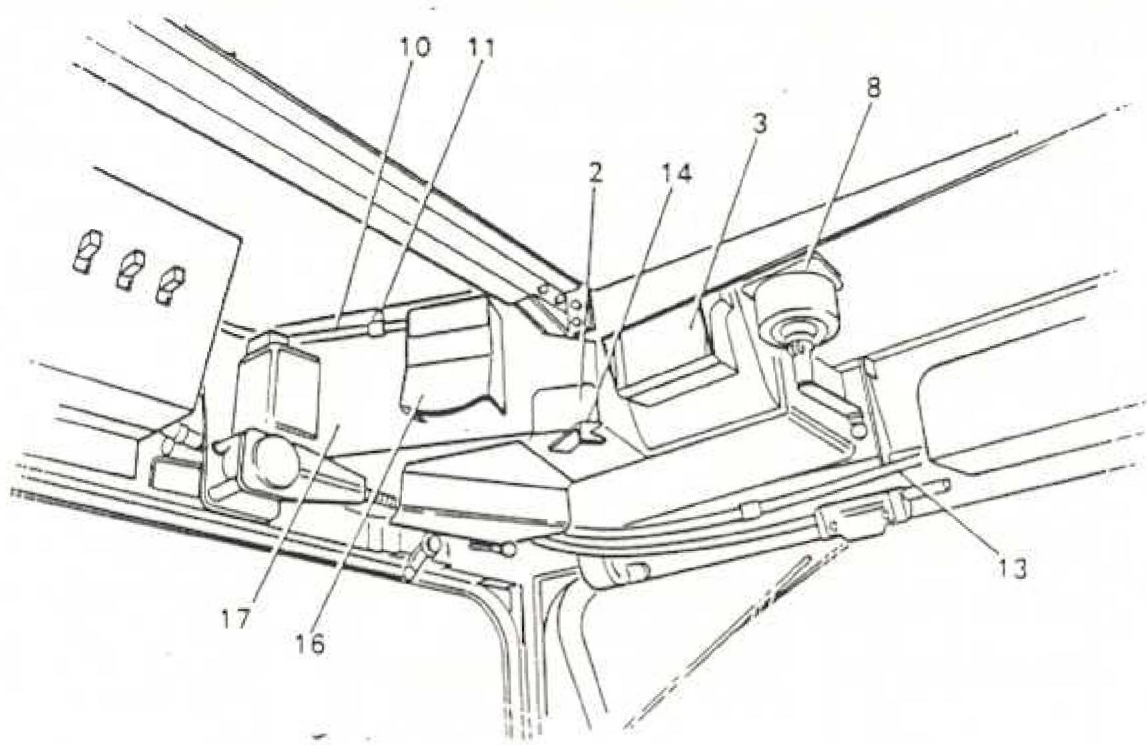
ITEM	MAN. REF.	PART NUMBER	A/D	ASSEMBLY - A	DETAIL - D	QTY.	REMARKS	ISSUE
				DESCRIPTION				
		RM 073 D1	A	Cab Floor Structure		1	Ref B901 D (B8)	
1		RM 074 D1	A	Bkt Rear Angle to Long'l Member		1		
2		RM 075 D1	A	Bkt Front Angle to Long'l Member		1		
3		RM 076 D1	A	Bkt O/S Front Pillar		1		
*		RM 071 D1	A	Insert Bush Packing		1		
4		RM 082 D1	A	Angle O/S		1		
5		RM 073 D2	D	Long'l Z Member				
6		RM 073 D3	D	Bkt Long'l Member Seal				
7		RM 073 D4	D	Floor Member Rear Transverse				
8		RM 073 D5	D	Floor Member Centre Transverse				
9		RM 073 D6	D	Floor Member Front Transverse				
10		RM 073 D7	D	Floor Member Rear Long'l Transverse				
11		RM 073 D8	D	Floor Member Front Transverse				
12		RM 073 D9	D	Bkt Conduit Clips				



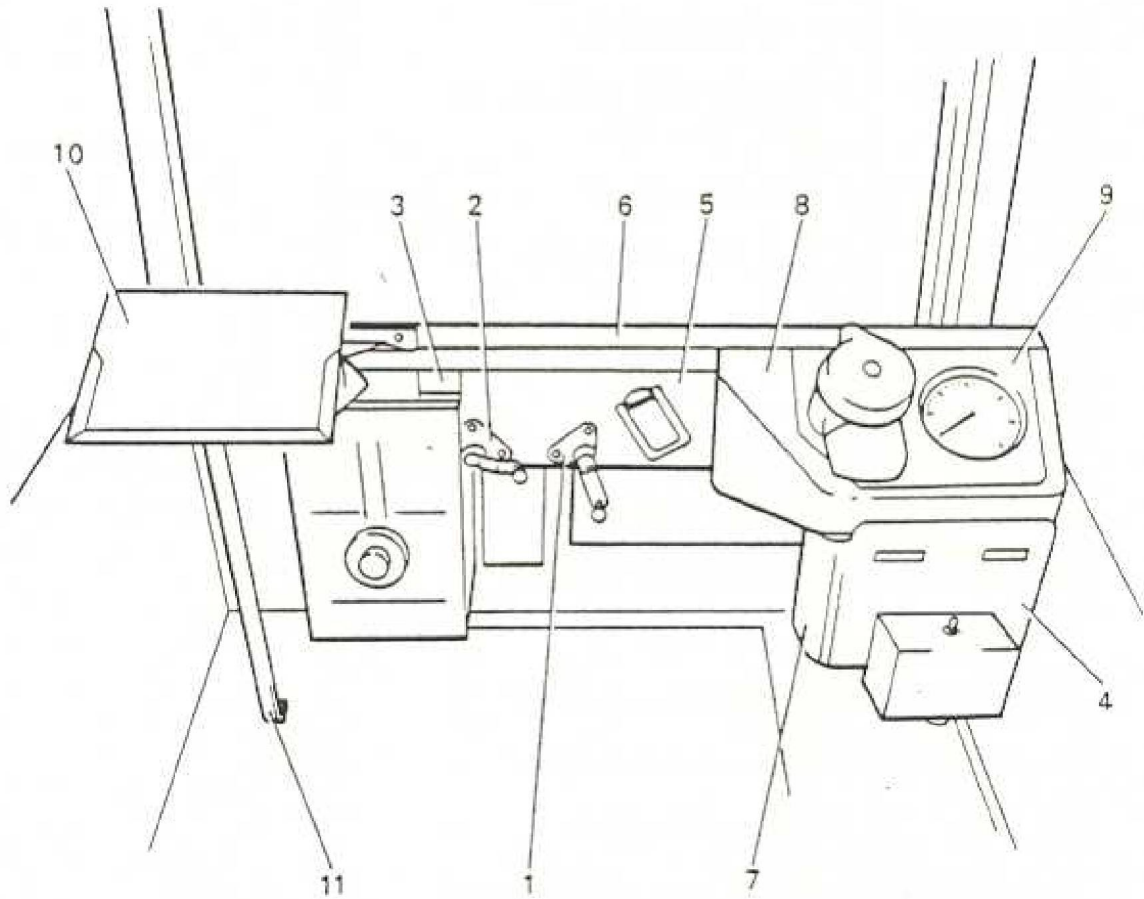
ITEM	MAN. REF.	PART NUMBER	A/D	ASSEMBLY - A	DETAIL - D	QTY.	REMARKS	ISSUE
				DESCRIPTION				
1		RM 104 D1	A	Cover Panel Underside Cab Roof O/S		1		
*		RM 149 D1	A	Bearing Pad Door Pillar		1	After MOD 251	
*		RM 232 D1	A	Head Pad Driver Doorway		1		
2		RM 185 D1	A	Cord Bkt Support Header Blind		1	After MOD 378	
*		CR 314 D1	A	Sun Visor & Bkt		1	RM 6 & 10 After MOD 361	
3		RM 006 L1	A	Periscope Housing		1		
*		RM 035 L1/M	A	Periscope		1		
4		BN 1703/M	A	Licence & Insurance Holder		1		
5		RM 001 D2	D	Cover Plate N/S		1	Before ADV BZ 1026	
6		RM 001 D3	D	Bkt N/S Air Press Ind		1		
7		RM 001 D4	D	Bkt O/S Air Press Ind		1		
8		RM 001 D11	D	Mounting Bkt Dest Handle		1		
9		RM 001 D12	D	Wiring Cover Eng Shield		1	Before ADV BZ 1026	
10		RM 001 D15	D	Conduit - Cab Lamp		1		
11		RM 001 D16	D	Conduit Clip - Cab Lamp		2		
12		RM 001 D17	D	Underside Panel - Screen Header		1		
*		RM 001 D18	D	Detach Cover Under Roof O/S		1		
13		RM 001 D41	D	Flex Conduit Air Press Ind		1		
14		RM 001 D49	D	Cord Bkt - Heater Blind		1		
15		RM 001 D63	D	Wiring Cover - Engine Shield		1	After ADV BZ 1026	
5		RM 001 D62	D	Cover Plate - N/S Header		1		
16		RM 096 D1/M	A	Cab Light Bkt		1		
17		RM 097 D1/M	A	Cover Panel Vent Duct		1		



ITEM	MAN. REF.	PART NUMBER	A/D	ASSEMBLY = A	DETAIL = D	QTY.	REMARKS	ISSUE
				DESCRIPTION				
1		RM 132 D1	A	Stay 0/S Diaphragm		1		
2		RM 056 N1	A	Mud Shield Front 0/S		1	RM 5, 7 & 9 only	
3		CR 317 N1	A	Mud Shield Front 0/S		1	RM 6 & 10 only	
4		RM 057 N1	A	Mud Shield Centre Front 0/S		1	Before MOD 482 ADV BN 659	
5		RM 058 N1	A	Mud Shield Rear Front 0/S		1		
6		RM 059 N1	A	Support Bkt Mud Shield 0/S		1		
7		RM 060 N1	A	Fixing Bkt Mud Shield 0/S		1		
8		RM 001 D51	D	Extension Bkt - 0/S Diaphragm		1	After MOD 422 Pt 2 ADV BN 656	
9		RM 001 D52	D	Mud Shield - Centre Front 0/S		1	After MOD 422 Pt 2 ADV BN 656	



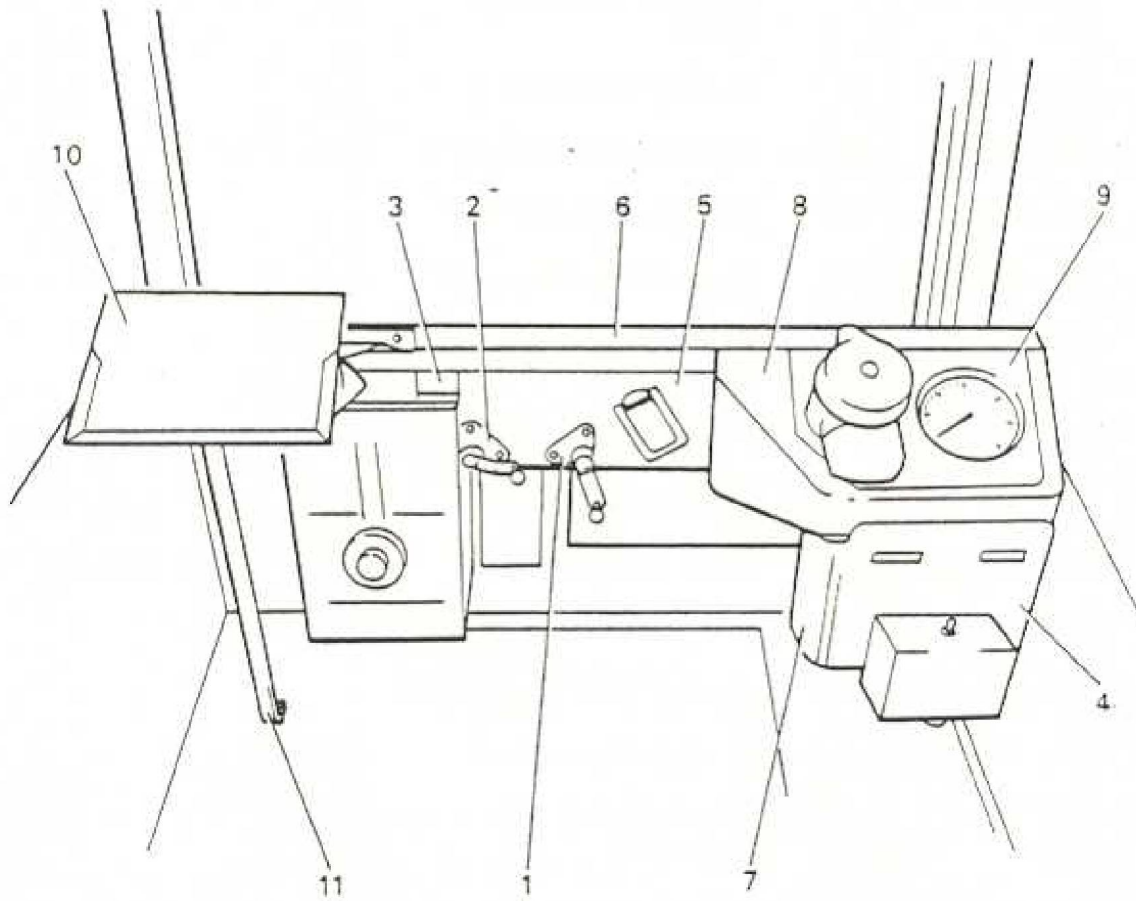
ITEM	MAN. REF.	PART NUMBER	A/D	ASSEMBLY = A	DETAIL = D	QTY.	REMARKS	ISSUE
				DESCRIPTION				
		RM 018 D1	A	Cab Ventilator Flap N/S		1		
1		RM 018 D2	D	Flap Panel		1		
2		RM 018 D4	D	Vent Flap Lever - Front		1	Made from RM 018 D3	
3		RM 018 D6	D	Vent Flap Lever - Rear		1	Made from RM 018 D5	
4		RM 019 D3	D	Fixing Angle		1		
*		RM 099 D1	A	Rubber Seal Retainer & Stop Arm Assy		1		
5		RM 108 D1	A	Piano Hinge		1		
*		RM 019 D1	A	Cab Ventilator Flap O/S		1		
6		RM 019 D2	D	Flap Panel		1		
7		RM 019 D3	D	Fixing Angle		1		
8		RM 019 D5	D	Vent Flap Lever - Front		1	Made from RM 019 D4	
9		RM 019 D7	D	Vent Flap Lever - Rear		1	Made from RM 019 D6	
*		RM 100 D1	A	Rubber Seal Retainer		1		
10		RM 108 D1	A	Piano Hinge		1		
11		RM 109 D1/G	A	Cab Ventilator Duct		1		
12		RM 110 D1/G	A	Cab Ventilator Duct		1		
13		BM 1802	A	Spring Plunger		2		
14		RM 003 D3/G	D	Bkt - Vent Flap - Spring Plunger N/S		1		
15		RM 003 D5/G	D	Bkt - Vent Flap - Spring Plunger O/S		1		
16		RM 003 D6	D	Fixing Pin - Vent Flap - Spring Plunger		2		
17		RM 151 D1	A	Conduit & Bkt		1	After MOD 286	



C8

DRIVERS CAB
DASH PANELFIGURE NO.
B901D

ITEM	MAN. REF.	PART NUMBER	A/D	ASSEMBLY - A	DETAIL - D	QTY.	REMARKS	ISSUE
				DESCRIPTION				
1		RM 022 D1	A	Windscreen Op Gear Upper		1		
2		RM 023 D1	A	Windscreen Op Gear Lower		1		
3		RM 048 D1/M	A	Structure, Dash Panel		1		
*		RM 240 D1	A	Strengthening Angle		1		
*		RM 049 D1	A	Support Bkt Engine Shield		1		
*		RM 05U D1	A	Support Bkt Inner L/H		1		
*		RM 051 D1	A	Support Bkt Inner R/H		1		
*		RM 052 D1	A	Support Bkt O/S		1		
4		RM 053 D1	A	Support Bkt Demister		1		
*		RM 054 D1	A	Front Support Bkt Screen Gear		1		
*		RM 056 D1	A	Facia Panel		1	Before MOD 151	
5		RM 143 D1	A	Facia Panel		1	After MOD 151	
*		RM 227 D1	A	Rear Support Frame		1	After ADV BD 382	
6		RM 057 D1/M	A	Cover Panel Dash Panel		1		
*		RM 058 D1/M	A	Demister Unit Dash Panel		1		
*		RM 059 D1/M	A	End Plate Dash Panel		1		
7		RM 060 D1	A	Casing Comp with Speedo & Switch		1		
8		RM 101 D1/M	A	Casing Speedo & Trafficator		1		



C10DRIVERS CAB
DASH PANEL

ITEM	MAN. REF.	PART NUMBER	A/D	ASSEMBLY - A	DETAIL - D	QTY.	REMARKS	ISSUE
				DESCRIPTION				
9		RM 102 D1/M	A	Lid		1		
*		RM 105 D1	A	Hinge		1		
*		RM 103 D1	A	Casing Switch Panel		1		
*		RM 089 D1	A	Shaped Top Panel Cab Front		1		
10		RM 196 D1	A	Time Card Container		1	After MOD 436 Before ADV 8D 1012	
*		CR 607 D1	A	Bkt Shock Absorber		1	RM 10 only	
*		RM 001 D19	D	Shim - Windscreen Op Gear		1		
*		RM 001 D44	D	Rubber Hose Demister Unit		1	After MOD 112	
11		RM 001 D48	D	Hose Guard		1		
11		CR 601 D2	D	Hose Guard		1	RM 10 only	