

A1

MR. RIETU 4552407

LEWIS'S BUSINESS PRINTS

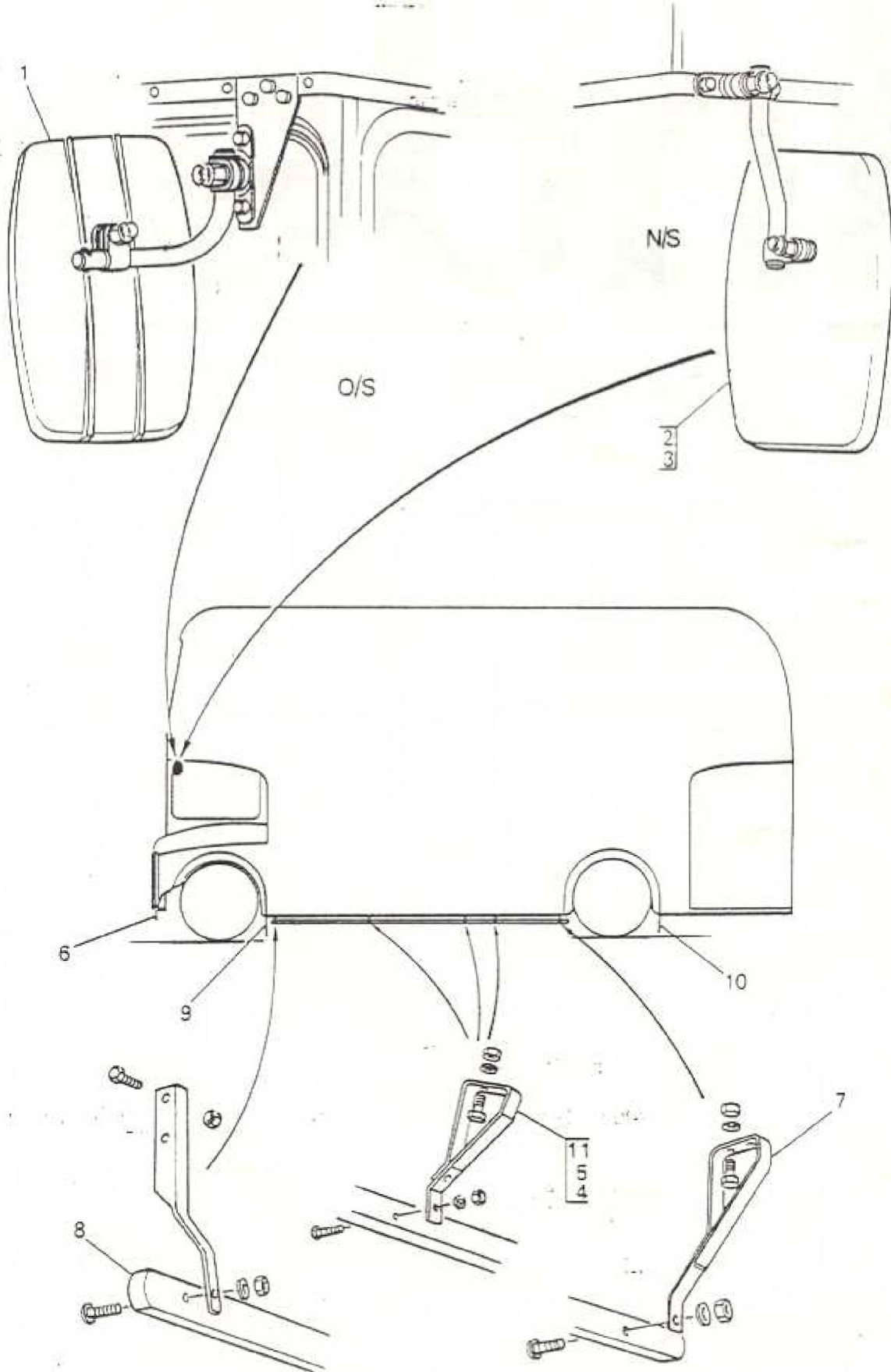
BATON ROAD

CHARLETTON PARK BEL.

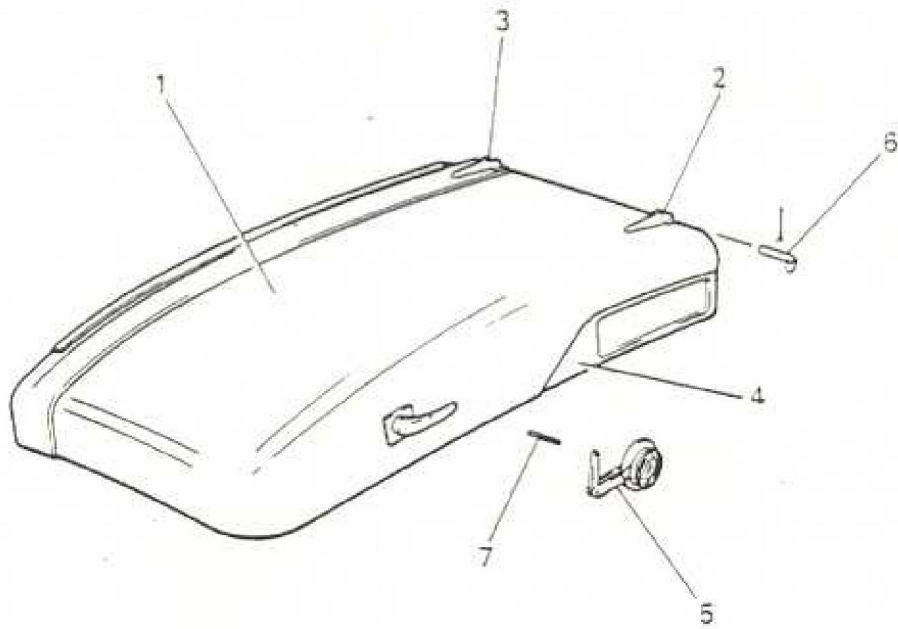
LEWIS

# Index

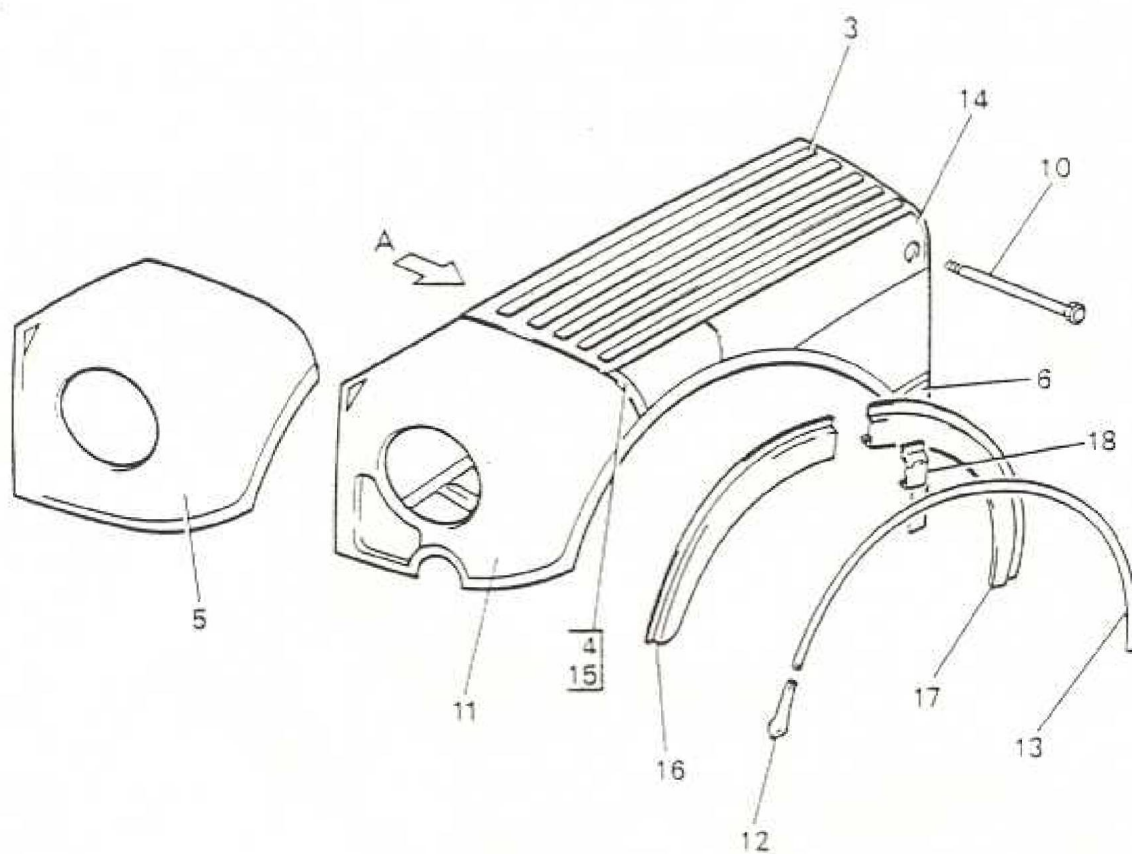
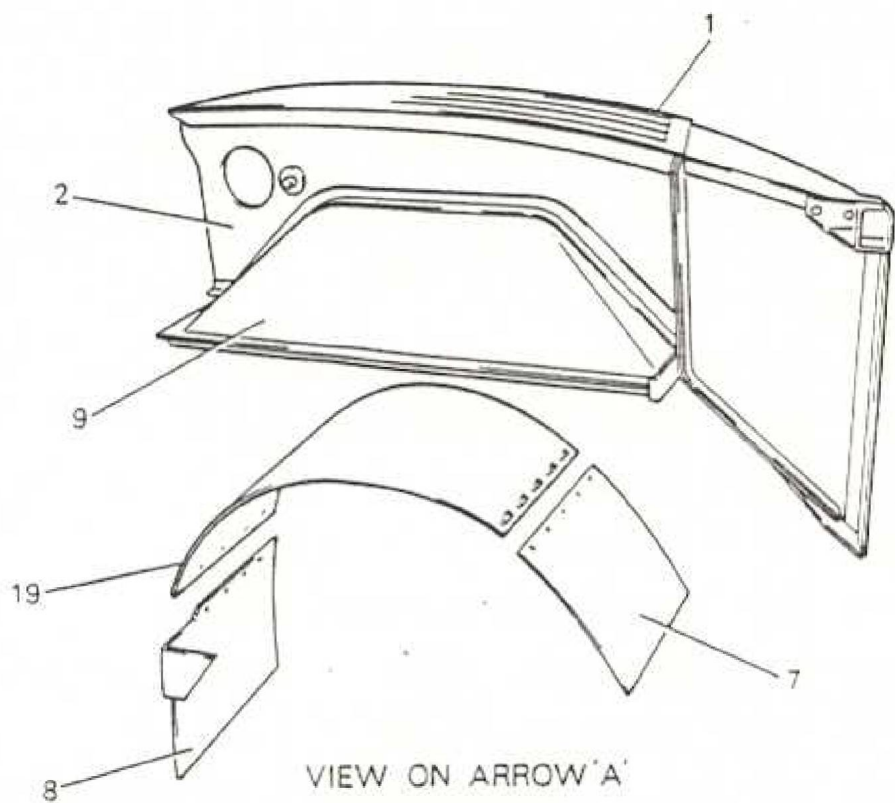
DESCRIPTION	FRAME NO.
FINAL ASSEMBLY	A2 to A3 (B901 N)
N/S FRONT WING BONNET AND FRONT RADIATOR	B1 to B12 (B901 N)
SEATING - LOWER SALOON	C1 to C4 (B901 N)
SEATING - UPPER SALOON	C9 to C12 (B901 N)
HEATING AND VENTILATION SALOON AND CAB	D1 to D4 (B901 N)
ROUTE BOXES	D9 to D10 (B901 N)
BODY SHELL	E1 to E8 (B901 N)



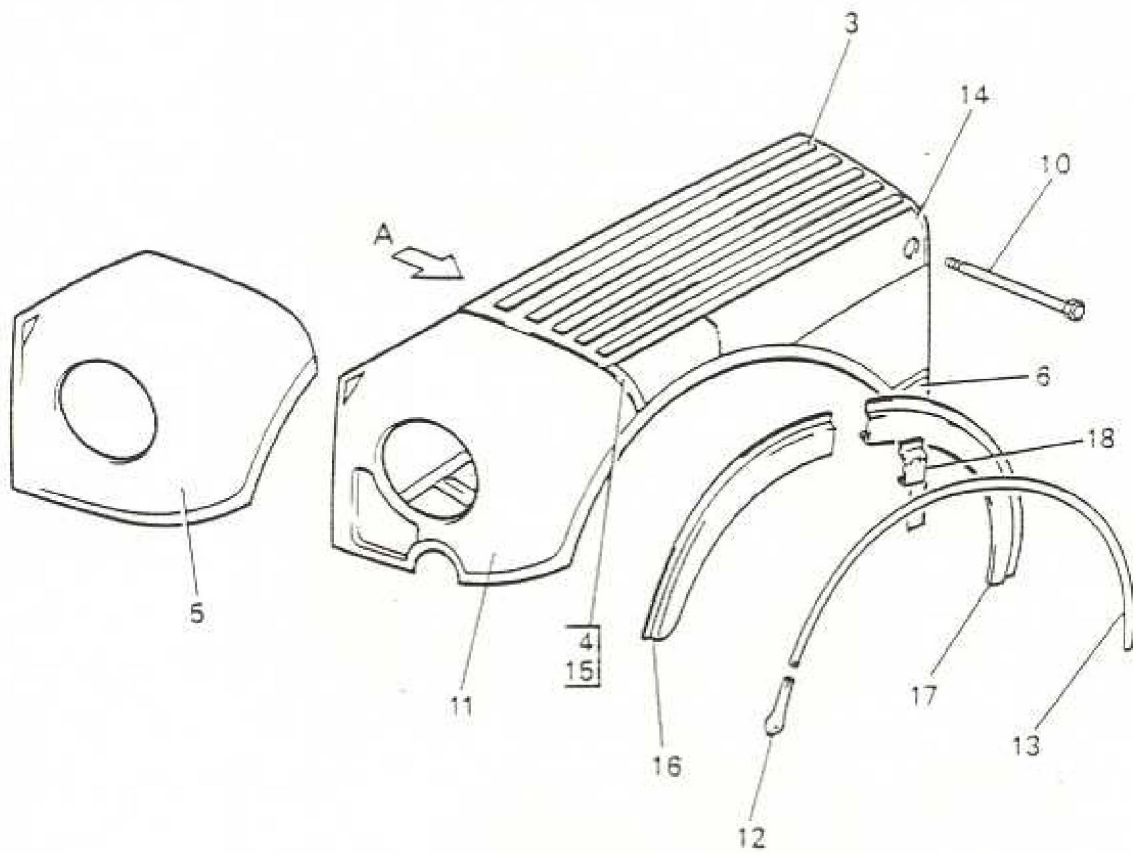
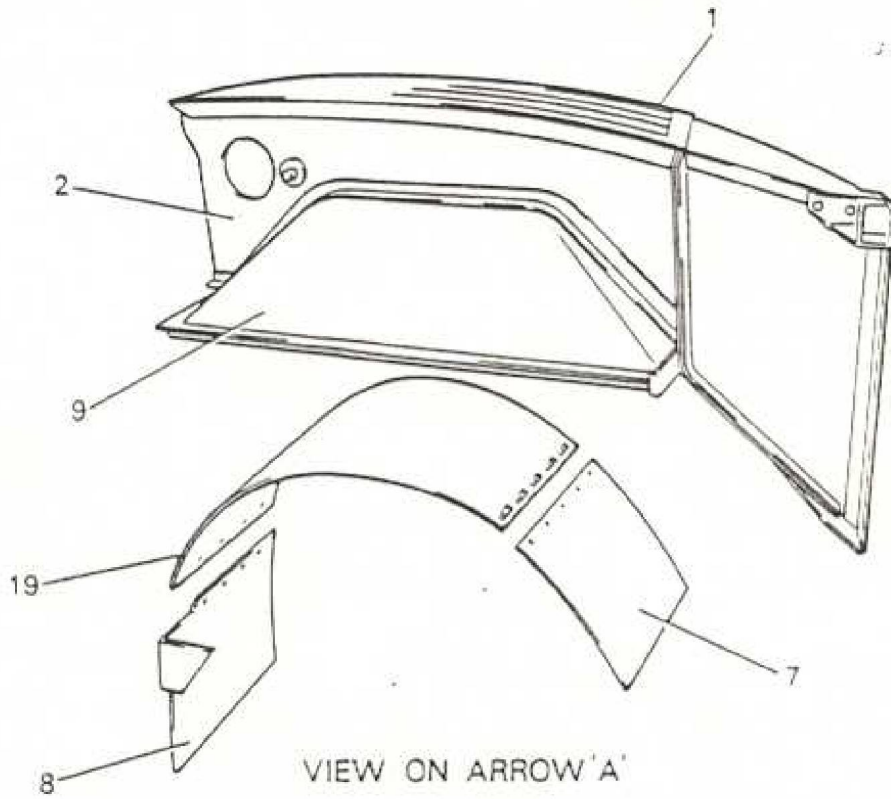
ITEM	MAN. REF.	PART NUMBER	A/D	ASSEMBLY = A	DETAIL = D	QTY.	REMARKS	ISSUE
				DESCRIPTION				
	LT	RM 002 N	A	Final Assembly		1		
1	LT	RM 182 N1	A	Drivers Mirror O/S Rectangular - Desmo		1	After ADV BN 1006	
2	LT	RM 181 N1	A	Drivers Mirror N/S Rectangular - Desmo		1	After ADV BN 690	
3	LT	CR 332 N1	A	Drivers Mirror N/S Rectangular		1	After ADV BN 669 RML Only	
4	LT	RM 108 N1	A	Lifeguard Iron No. 2 & 3 Bays N/S & O/S		4	RM5, 6 & 9 Only After Mod 224 ADV BN 628	
5	LT	RM 108 N1	A	Lifeguard Iron No. 2, 3 & Centre Bays N/S & O/S		6	RM7 & 10 Only	
6	LT	RM 176 N1/C	A	Front Registration Number Plate		1	After ADV BN 674	
*	LT	RM 176 N2	D	Number Plate		1		
*	LT	RM 176 N3	D	Rubber Strip		1		
*	LT	RM 176 N4	D	Backing Plate		1		
*	LT	BN 26209 C	D	Slip Plate - N/S Front Bulkhead Window		1		
7	LT	RM 002 N3	D	Lifeguard Iron No. 4 Bay N/S & O/S		2		
8	LT	RM 002 N4T	D	Lifeguard Slot		2	RM5, 6 & 9 Only	
9	LT	RM 002 N6	D	Mud Shield Front Wings N/S & O/S		2		
10	LT	RM 002 N7	D	Mud Shield Rear Wings N/S & O/S		2		
*	LT	RM 002 N8	D	Washer Plate - Mud Shield Rear Wing		2		
*	LT	RM 002 N12	D	Mud Flap Stay - O/S Front Wing		1	After MOD 56 ADV BN 607	
*	LT	RM 058 N4	D	Washer Plate - Mud Shield Front Wing		2		
11	LT	ER 501 P27	D	Lifeguard Slot		2	RH 7 & 10 Only	



ITEM	MAN. REF.	PART NUMBER	A/D	ASSEMBLY = A	DETAIL = D	QTY.	REMARKS	ISSUE
				DESCRIPTION				
	LT	RM 003 N1	A	Bonnet & Front Radiator Grille		1		
*	LT	RM 005 N1	A	Bonnet Top Complete		1	Before MOD 451	
*	LT	RM 147 N1	A	Bonnet Top Complete		1	After MOD 451	
1	LT	RM 148 N1	A	Bonnet Top Fibreglass Assy.		1		
2	LT	RM 007 N1	A	Bonnet Hinge Flap Outer		1		
3	LT	RM 008 N1	A	Bonnet Hinge Flap Inner		1		
4	LT	RM 014 N1	A	Hinged Side Flap		1		
*	LT	RM 019 N1	A	Stud Plate		2		
*	LT	RM 053 N1	A	Bonnet Lock Equipment		1		
*	LT	RM 155 N1	A	Lock Guard		1		
*	LT	RM 087 N1	A	Bonnet Roller Guide		1		
+	LT	RM 098 N1	A	Bonnet Counterbalance N/S		1	After MOD 96	
+	LT	RM 012 N1	A	Top Link N/S		1		
5	LT	RM 011 N1	A	Bonnet Counterbalance O/S		1		
*	LT	RM 013 N1	A	Top Link O/S		1		
6	LT	RM 152 N1	A	Hinge Pin, Bonnet		2	After MOD 389	
7	LT	RM 165 N1	A	Anchor Pin		2	After MOD 439	

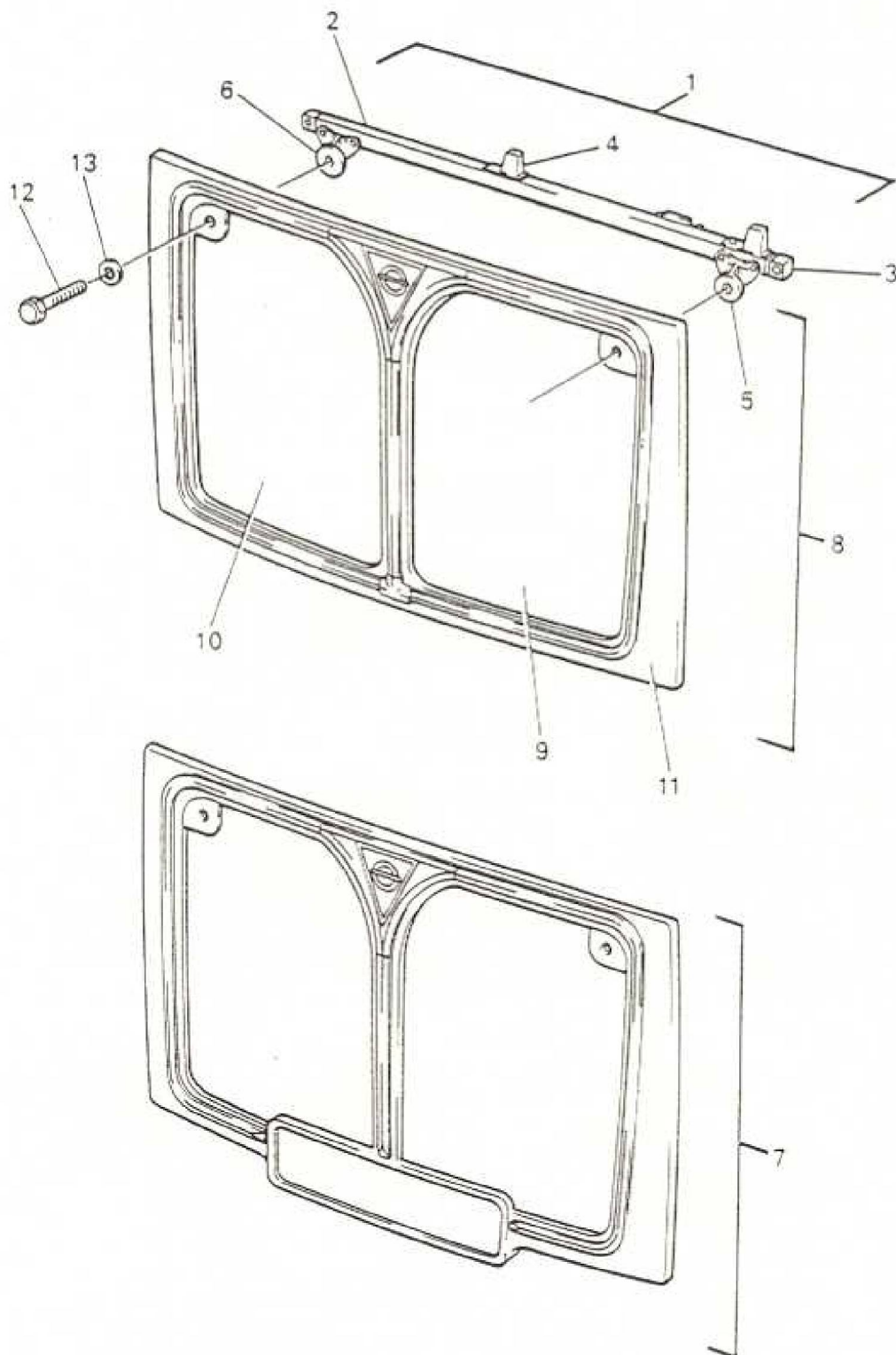


ITEM	MAN. REF.	PART NUMBER	A/D	ASSEMBLY - A	DETAIL - D	QTY.	REMARKS
				DESCRIPTION			
*	LT	RM 045 N1	A	N/S Front Wing Complete		1	Before MOD 422
*	LT	RM 160 N1	A	N/S Front Wing Complete		1	After MOD 422
1	LT	RM 024 N1	A	Rear Section		1	
*	LT	RM 022 N1	A	N/S Wing Mounting		1	
*	LT	RM 020 N1	A	Bracket Inner		1	
*	LT	RM 021 N1	A	Channel		1	
*	LT	RM 023 N1	A	Bracket Outer		1	
2	LT	RM 031 N1	A	Diaphragm		1	
*	LT	RM 033 N1	A	N/S Panel Bracket		1	
*	LT	RM 037 N1	A	Wing Valance Angle Rear Section		1	
3	LT	RM 040 N1	A	Top Panel		1	
4	LT	RM 042 N1	A	Connecting Beam		1	
5	LT	RM 161 N1	A	Front Section		1	RM 50 only
*	LT	RM 162 N1	A	Headlamp Panel N/S		1	
*	LT	RM 139 N1	A	Front Angle		1	
*	LT	RM 166 N1	A	Fog Lamp Bracket & Angle		1	
*	LT	RM 163 N1	A	Fog Lamp Bracket		1	
*	LT	RM 025 N1	A	Bracket		1	
*	LT	RM 034 N1	A	Front Diaphragm		1	
*	LT	RM 071 N1	A	N/S Hook		1	
6	LT	RM 038 N1	A	N/S Lower Panel		1	
7	LT	RM 063 N1	A	Front Lower Mud Panel		1	
8	LT	RM 064 N1	A	Rear Lower Mud Panel		1	
*	LT	ER 505 N1	A	Wing Marker & Bracket		1	
*	LT	ER 503 N1	A	Wing Marker		1	

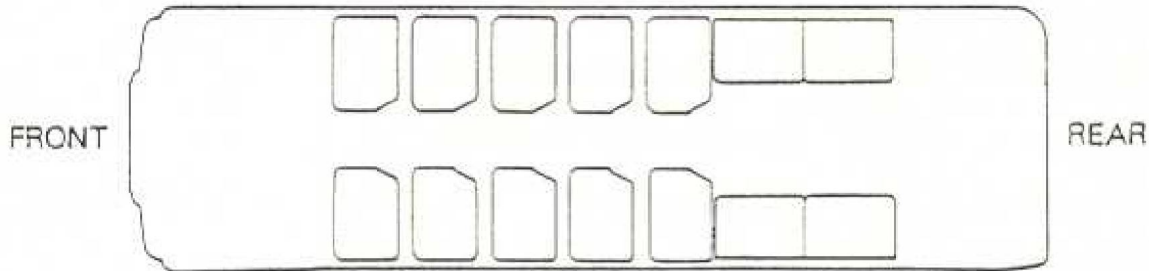
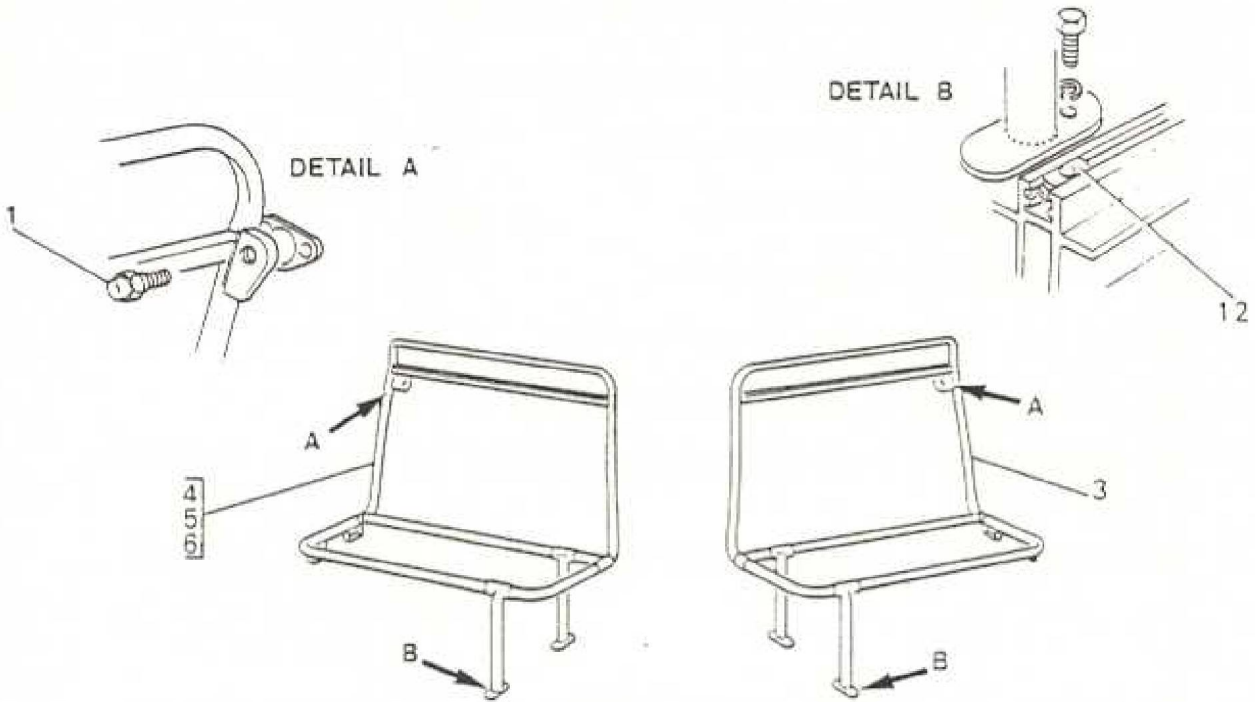


**B6**

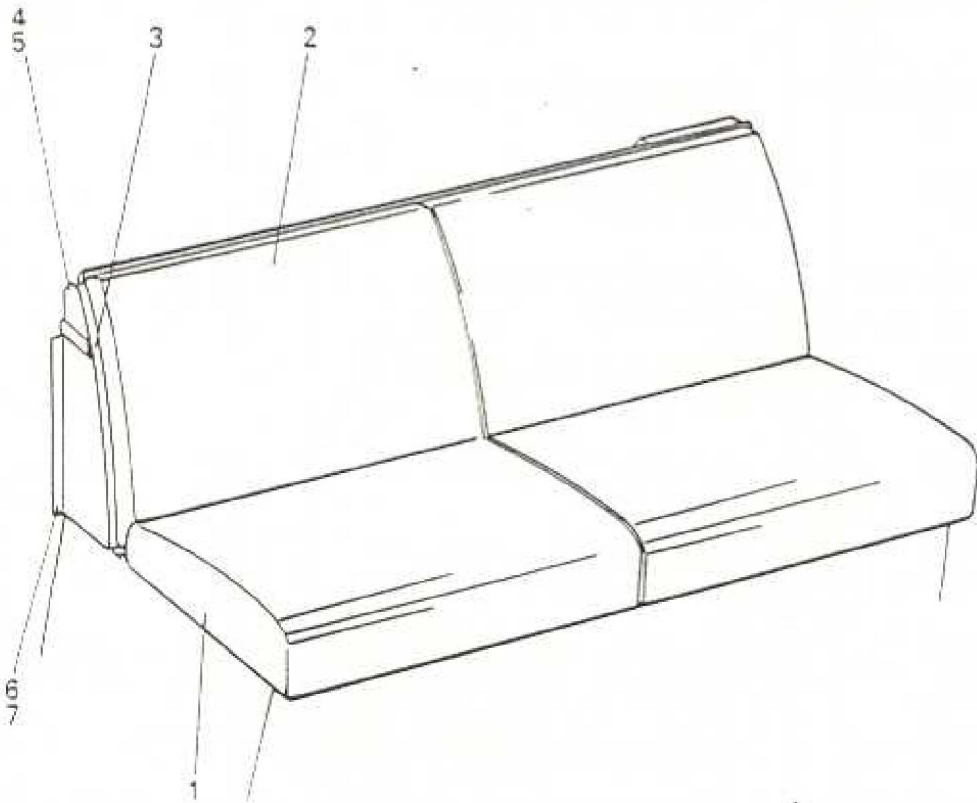
ITEM	MAN. REF.	PART NUMBER	ASSEMBLY = A		QTY.	REMARKS	ISSUE
			A/D	DETAIL = D			
			DESCRIPTION				
*	LT	ER 504 N1	A	Bracket	1		
9	LT	RM 029 N1	A	Cowl	1		
10	LT	RM 043 N1	A	Mounting Bolt N/S Front Wing	1	After MCD 38	
*	LT	CR 603 N1	A	Front Section - Twin Headlamp	1	RM 10 Only	
11	LT	RM 160 N1	A	Front Section	1	After MCD 422	
12	LT	RM 045 N4	D	Mld Front Bottom Corner	1		
13	LT	RM 045 N5	D	Mld	1		
14	LT	RM 045 N6	D	Finisher Panel (polished)	1		
15	LT	RM 045 N7	D	Mld Crosswise	1		
*	LT	RM 045 N8	D	Support Stay Rear Mud Panel	1 1		
16	LT	RM 045 N9	D	Front Sect. N/S Front Wing	1		
17	LT	RM 045 N10	D	Rear Sect. N/S Front Wing	1		
18	LT	RM 045 N11	D	Joint Plate N/S Front Wing	1		
19	LT	RM 002 N5	D	Centre Lower Mud Panel	1		



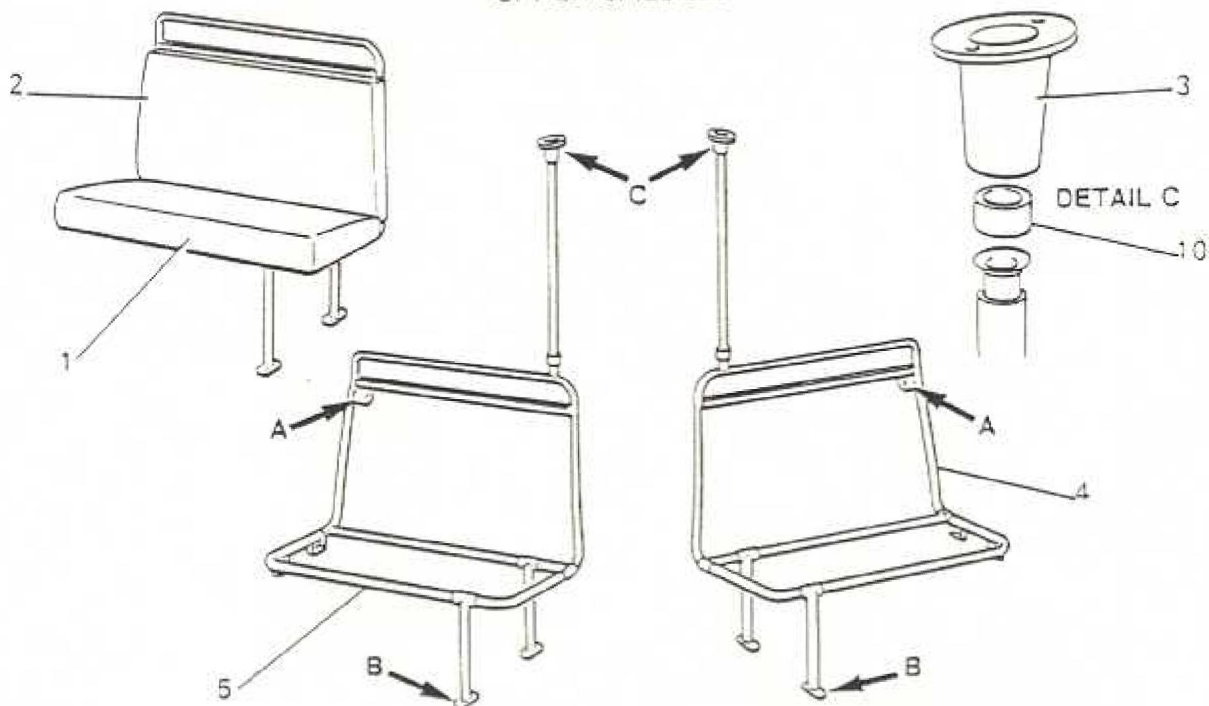
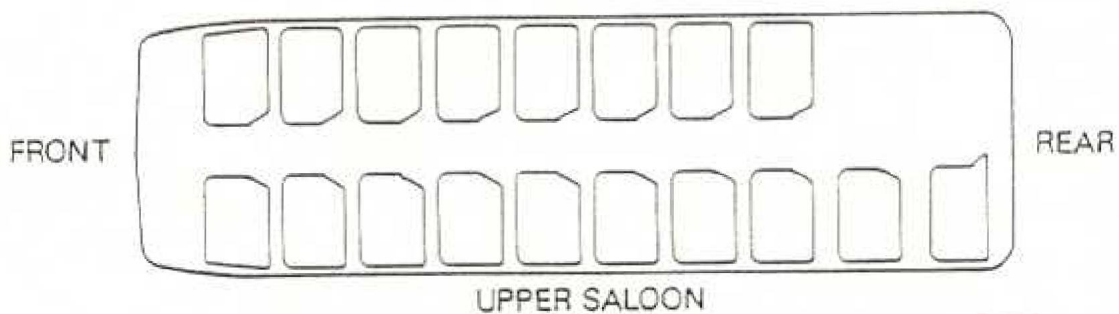
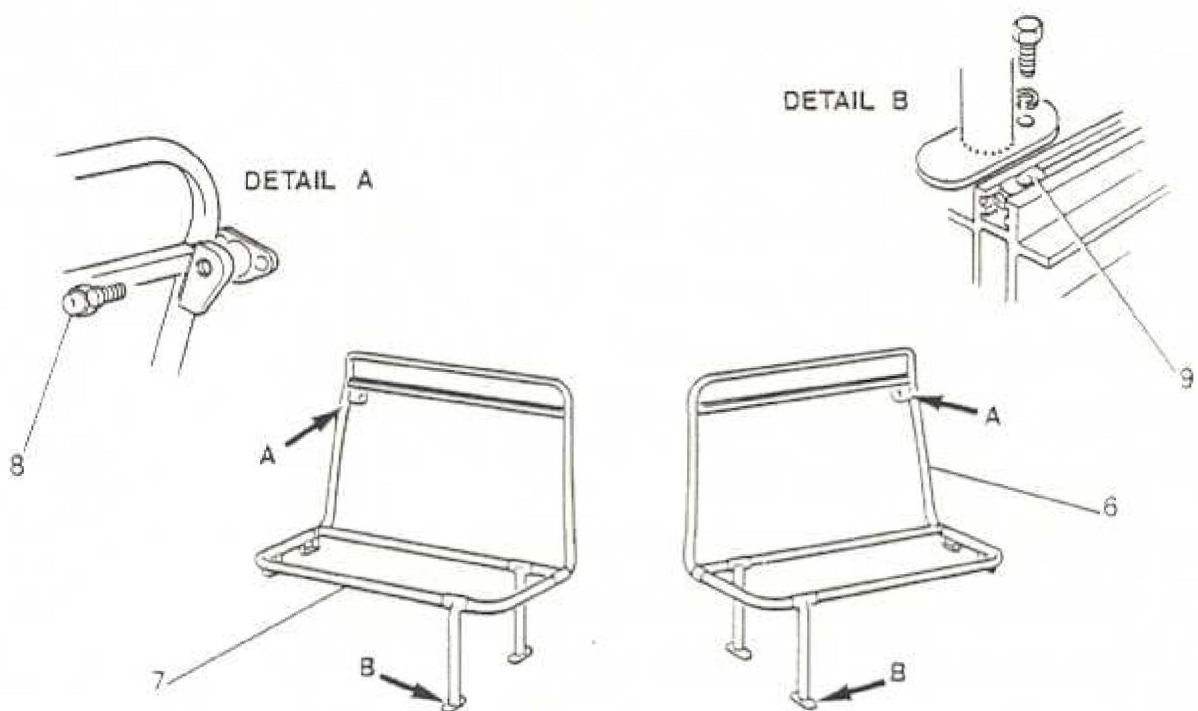
ITEM	MAN. REF.	PART NUMBER	A/D	ASSEMBLY = A	DETAIL = D	QTY.	REMARKS	ISSUE
				DESCRIPTION				
1	LT	RM 172 N1	A	Front Cross Brace Complete		1	After MOD 480	
2	LT	RM 173 N1	A	Front Cross Brace		1		
3	LT	RM 048 N1	A	End Fitting		2		
4	LT	RM 050 N1	A	Bonnet Buffer		2		
5	LT	RM 085 N1	A	Top Fixing Bkt N/S		1		
6	LT	RM 086 N1	A	Top Fixing Bkt O/S		1		
*	LT	RM 054 N1	A	Front Radiator Grille Comp.		1	Before MOD 322 ADV BN 643	
7	LT	RM 133 N1	A	Front Radiator Grille Comp.		1	After MOD 322 ADV BN 643 Before MOD 422 ADV BN 658	
8	LT	RM 167 N1	A	Front Radiator Grille Comp.		1	After MOD 422 ADV BN 658	
9	LT	RM 168 N1	A	Radiator Grille Head N/S		1		
10	LT	RM 169 N1	A	Radiator Grille Head O/S		1		
11	LT	RM 170 N1	A	Fibreglass Frame		1		
*	LT	RM 069 N1	A	Spigot Bkt N/S		1		
*	LT	RM 070 N1	A	Spigot Bkt O/S		1		
*	LT	RM 075 N1	A	Finisher Clamping Bolt		17		
*	LT	RM 076 N1	A	Nut Plate		2		
12	LT	RM 003 PL3	D	Retaining Bolt		2		
13	LT	RM 054 N14	D	Retaining Bolt Washer		2		



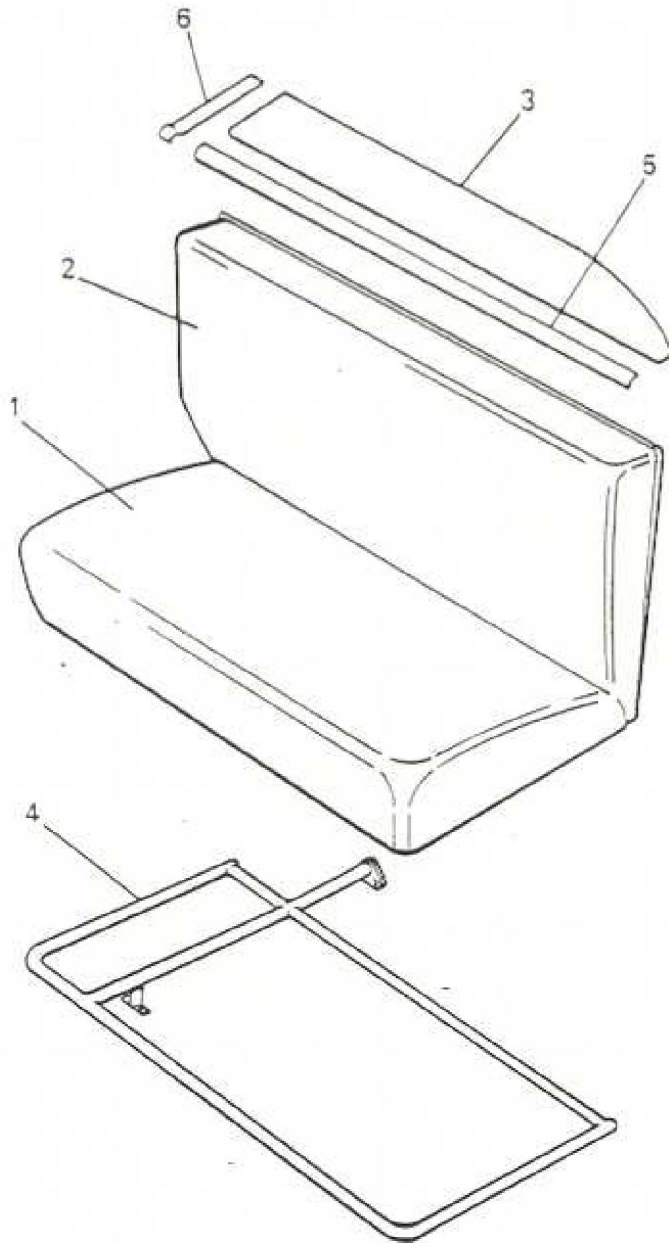
ITEM	MAN. REF.	PART NUMBER	A/D	ASSEMBLY - A	DETAIL - D	QTY.	REMARKS	ISSUE
				DESCRIPTION				
	LT	RM 001 ML	A	Seating - Lower Saloon Crosswise Seat		1		
1	LT	RM 068 ML1	A	Cushion N/S & O/S		10	After ADV 8M 284	
*	LT	RM 049 ML1	A	Crosswise Seat Squab N/S		5	After MCD 318 ADV BM 256	
2	LT	RM 050 ML1	A	Crosswise Seat Squab O/S		5	After MOD 318 ADV 8M 256	
3	LT	RM 023 MU/F	A	Crosswise Seat Frame No. 1, 3 & 5 N/S		3		
4	LT	RM 024 MU/F	A	Crosswise Seat Frame No. 1 O/S		1		
5	LT	RM 025 ML1/F	A	Crosswise Seat Frame No. 2 O/S		1		
6	LT	RM 026 MU/F	A	Crosswise Seat Frame No. 4 O/S		1		
7	LT	RM 027 ML1/F	A	Crosswise Seat Frame No. 2 N/S		1		
8	LT	RM 028 ML1/F	A	Crosswise Seat Frame No. 4 N/S		1		
9	LT	RM 029 ML1/F	A	Crosswise Seat Frame No. 3 & 5 O/S		2		
10	LT	RM 047 ML1/E	A	Stanchion Top Bkt (Finished)		4	After MCD 232 ABV 8M 259	
11	LT	RM 001 ML2	D	Setscrew Seat Fixing (Waist)		10		
12	LT	RM 001 ML3	D	Special Nut, Seat Leg Fixing		20		
13	LT	RM 001 ML7	D	Insert Stanchion Tube		4		



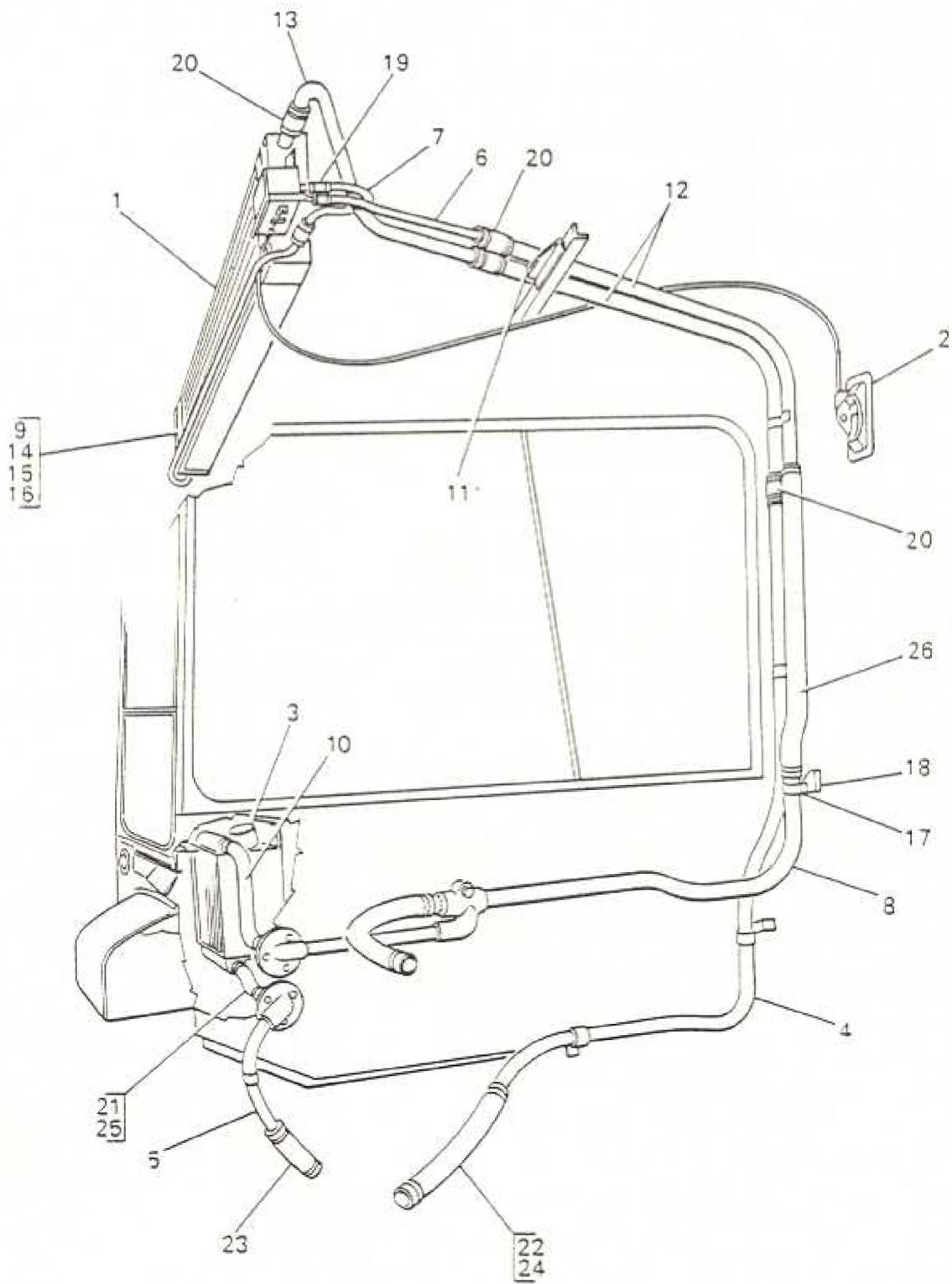
ITEM	MAN. REF.	PART NUMBER	A/D	ASSEMBLY - A	DETAIL - D	QTY.	REMARKS	ISSUE
				DESCRIPTION				
		<u>RML ONLY</u>						
	LT	ER 502 ML1	A	Seat Frame	N/S	1		
	LT	RM 002 ML1	A	Seat Cushion	N/S	1		
	LT	RM 009 ML1	A	Seat Squab	N/S	1		
	LT	RM 026 ML1	A	Seat Frame	O/S	1		
	LT	RM 003 ML1	A	Seat Cushion	O/S	1		
	LT	RM 010 ML1	A	Seat Squab		1		
	LT	RM 001 ML3	D	Special Nut	N/S & O/S	4		
	LT	RM 001 ML2	D	Screw - Seat Fixing		2		
1	LT	RM 016 ML1	A	Long'l Seat Cushion		4		
2	LT	RM 018 ML1	A	Long'l Seat Squab		4		
3	LT	RM 031 ML1/F	A	Long'l Seat Frame	N/S & O/S	2		
4	LT	RM 001 ML5	D	Top Finisher Long'l Seat	N/S	1		
5	LT	RM 001 ML6	D	Top Finisher Long'l Seat	O/S	1		
6	LT	RM 001 ML7F	D	End Panel Long'l Seat	N/S	1		
7	LT	RM 001 ML8F	D	End Panel Long'l Seat	O/S	1		



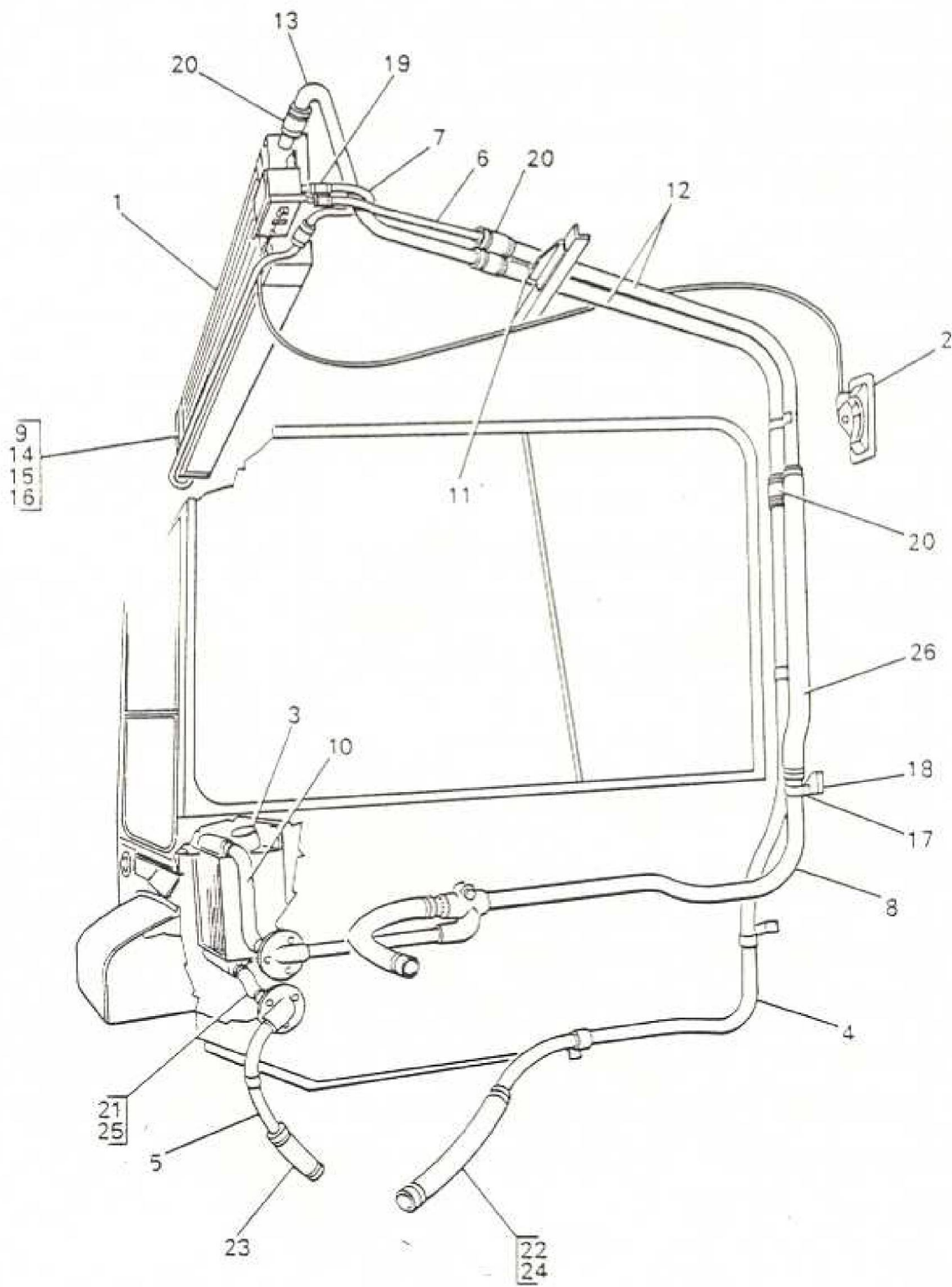
ITEM	MAN. REF.	PART NUMBER	A/D	ASSEMBLY = A	DETAIL = D	QTY.	REMARKS	ISSUE
				DESCRIPTION				
	LT	RM 001 MU	A	Seating - Upper Saloon		1		
1	LT	RM 068 ML1	A	Crosswise Seat Cushion N/S & O/S		17	After ADV BM 284	
*	LT	RM 049 ML1	A	Crosswise Seat Squab N/S		9	After MOD 318 BM 256	
2	LT	RM 050 ML1	A	Crosswise Seat Squab O/S		8	After MOD 318 ADV BM 256	
3	LT	RM 018 MU1/E	A	Stanchion Top Bkt (Finished)		7		
*	LT	RM 021 MU1/E	A	Stanchion Top Bkt No. 3 (Finished)		1		
4	LT	RM 008 MU1/F	A	Crosswise Seat Frame No. 2, 4, 6 & 8 N/S		4		
5	LT	RM 009 MU1/F	A	Crosswise Seat Frame No. 1, 3, 5 & 7 O/S		4		
*	LT	RM 010 MU1/F	A	Crosswise Seat Frame No. 9 N/S		1		
6	LT	RM 011 MU1/F	A	Crosswise Seat Frame No. 1, 3, 5 & 7 N/S		4		
7	LT	RM 012 MU1/F	A	Crosswise Seat Frame No. 2, 4, 5 & 8 O/S		4		
8	LT	RM 001 ML2	D	Setscrew Seat Fixing (Waist)		17		
9	LT	RM 001 ML3	D	Special Nut Seat Leg Fixing		34		
10	LT	RM 001 M7	D	Insert Stanchion Tube		8		



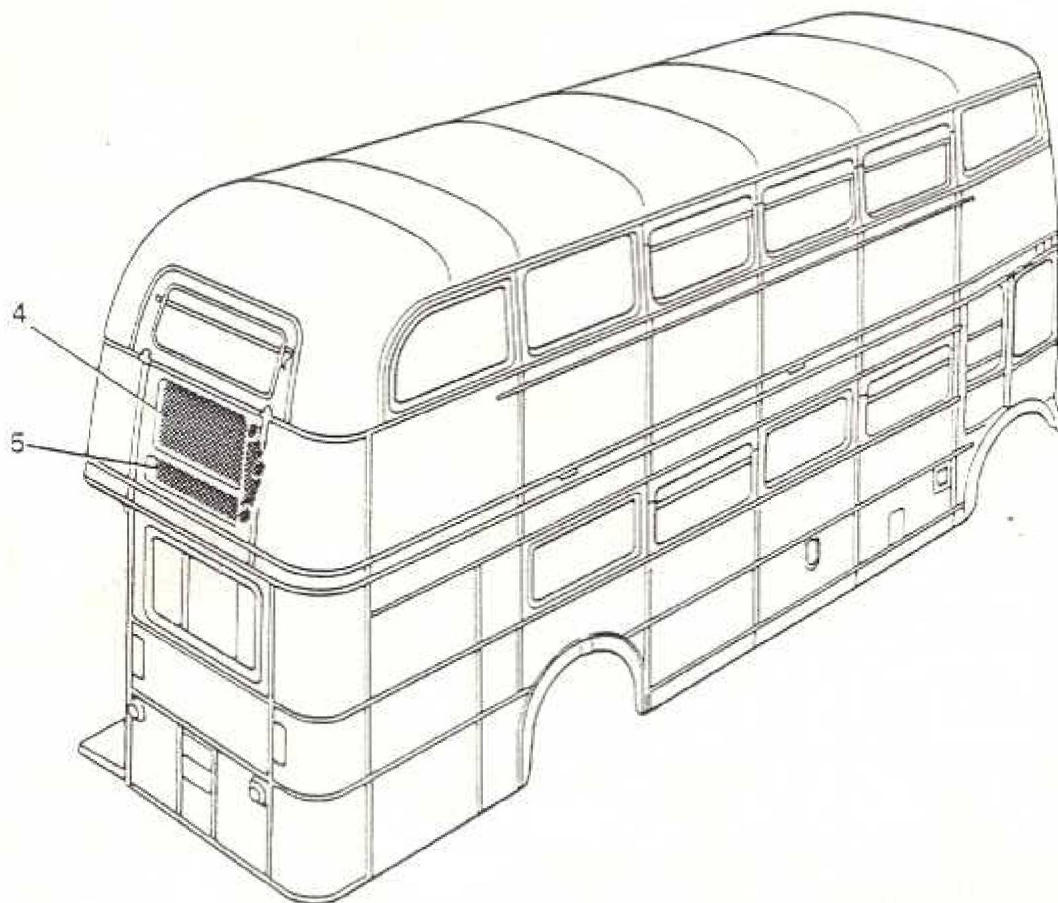
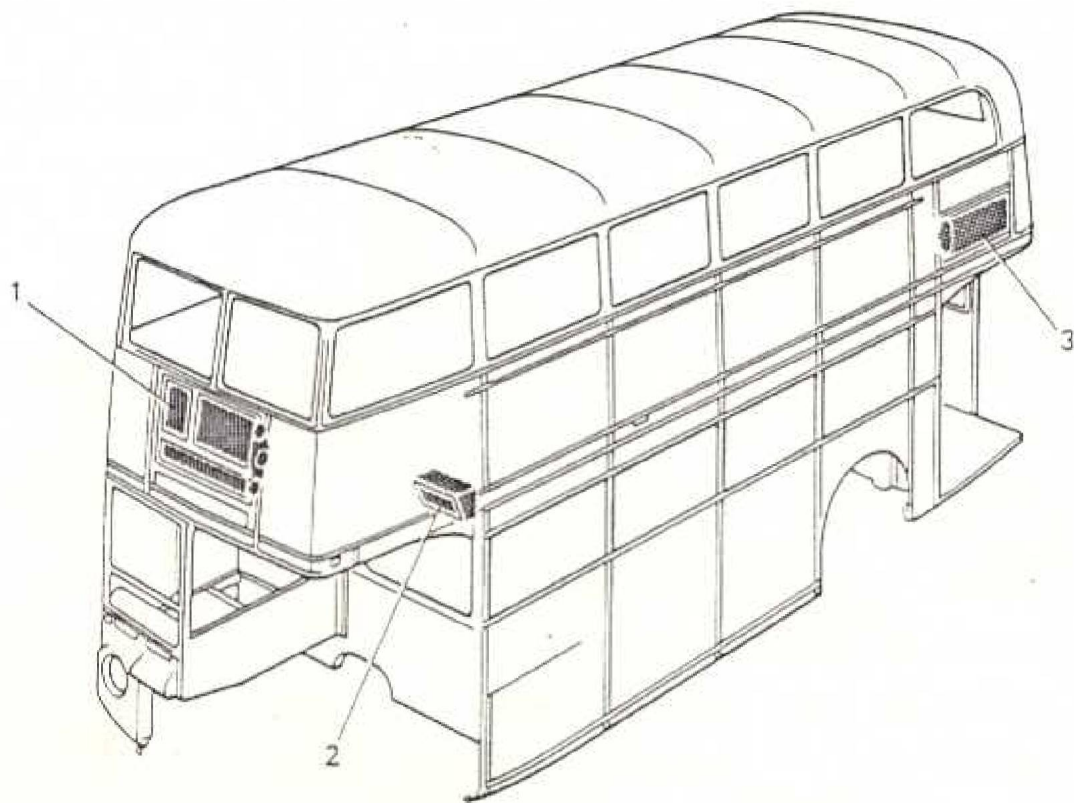
ITEM	MAN. REF.	PART NUMBER	A/D	ASSEMBLY = A	DETAIL = D	QTY.	REMARKS	ISSUE
				DESCRIPTION				
		<u>RML ONLY</u>						
	LT	RM 008 MU1	A	Seat Frame	N/S	1		
	LT	RM 002 ML1	A	Seat Cushion	N/S	1		
	LT	RM 009 ML1	A	Seat Squab	N/S	1		
	LT	RM 008 MU1	A	Seat Frame	O/S	1		
	LT	RM 003 ML1	A	Seat Cushion		1		
	LT	RM 010 ML1	A	Seat Squab		1		
	LT	RM 001 ML2	D	Screw - Seat Fixing		2		
	LT	RM 001 ML3	D	Special Nut		4		
1	LT	RM 002 MU1	A	N/S Rear Cushion		1		
2	LT	RM 028 MU1	A	N/S Rear Seat Squab		1	After MOD 355	
3	LT	RM 015 MU1	A	N/S Rear Seat Squab Top Rail Panel		1	Not Required on RM 9	
4	LT	RM 013 MU1/F	A	N/S Rear Seat Frame		1		
5	LT	RM 026 MU1	A	N/S Rear Seat Squab Top Rail		1	After MOD 304	
6	LT	RM 001 MU3	A	Finisher Top Panel Rear Seat N/S		1		
*	LT	RM 032 MU1	A	N/S Rear Seat Squab Comp		1	RML Only	
*	LT	RM 033 MU1	A	Top Panel Squab Top Rail N/S Rear		1		



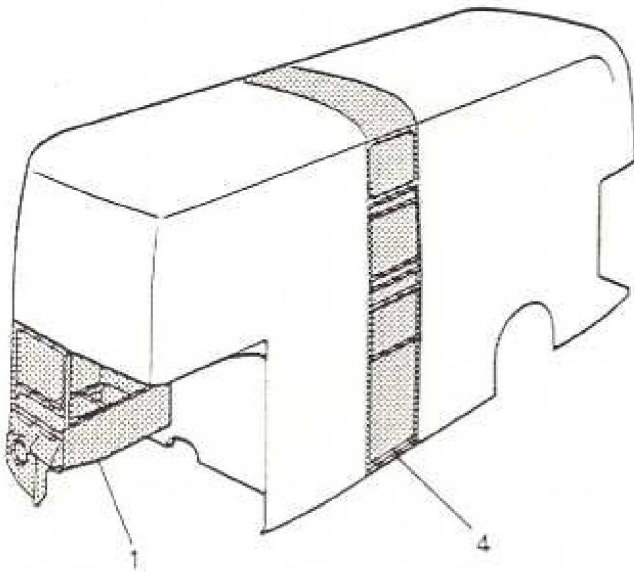
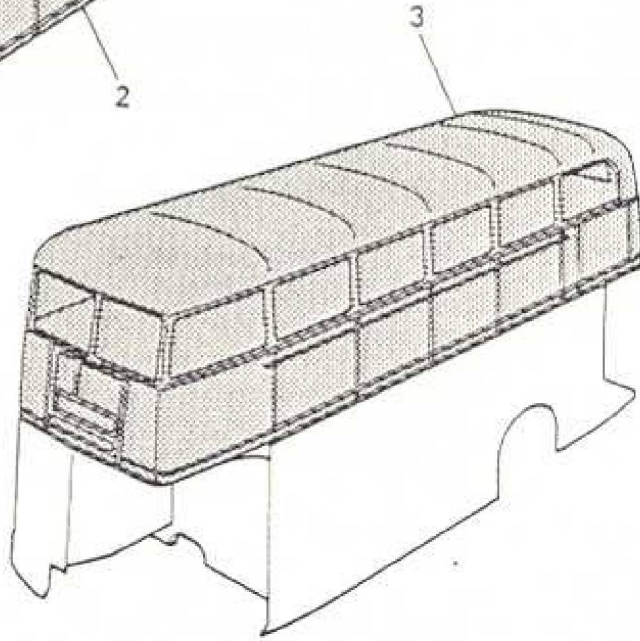
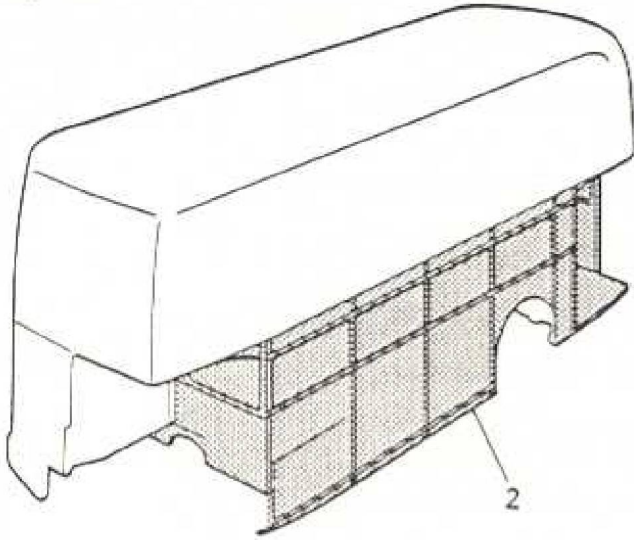
ITEM	MAN. REF.	PART NUMBER	A/D	ASSEMBLY - A	DETAIL - D	QTY.	REMARKS	ISSUE
				DESCRIPTION				
	LT	RM 001 T	A	Heating & Ventilation		1		
1	LT	RM 013 T1	A	Heater Unit		1	Serck C 11349	
*	SMH	FHA 6999/01	A	Thermostatic Control Kit		1	After MOD 346	
*	SMH	FHA 6999/02	A	Thermostatic Control Kit		1	Before MOD 373	
2	SMH	FHA 6999/06	A	Thermostatic Control Kit		1	After MOD 373	
3	LT	RM 005 T1/M	A	Cab Heater & Demister		1		
4	LT	RM 028 T1	A	Pipe, Heater Return		1		
*	LT	RM 025 T1	A	Pipe, Clip		1		
5	LT	RM 029 T1	A	Cab Heater Return Pipe		1	After MOD 287 ADV BT 39	
*	LT	RM 026 T1	A	Pipe Clip		1		
6	LT	RM 030 T1	A	Water Pipe to Thermostat		1		
7	LT	RM 031 T1	A	Water Pipe from Thermostat		1		
8	LT	RM 038 T1	A	Pipe Saloon & Cab Heater Feed		1	After MOD 469 ADV BT 55	
9	LT	RM 037 T1	A	Grille Heater Blind		1	After MOD 375	
10	LT	RM 001 D20	D	Moulded Hose Cab Heater Feed		1	Before ADV BT 64	
10	LT	RM 039 T2	D	Tube Hose Connection $\frac{3}{4}$ in. O.D.		1	A16 After ADV BT 64	
10	LT	RT 135 T15	D	Moulded Hose		A/R	Alt After ADV BT 65	
11	LT	RM 001 T11	D	Clip Heater Pipe		1	} After MOD 277 Before MOD 469	
*	LT	RM 001 T16	D	Adaptor Water Valve		2		
*	LT	RM 001 T17	D	Connector Water Valve		1		
*	LT	RM 001 T18	D	Indicator Plate Water Valve		1		



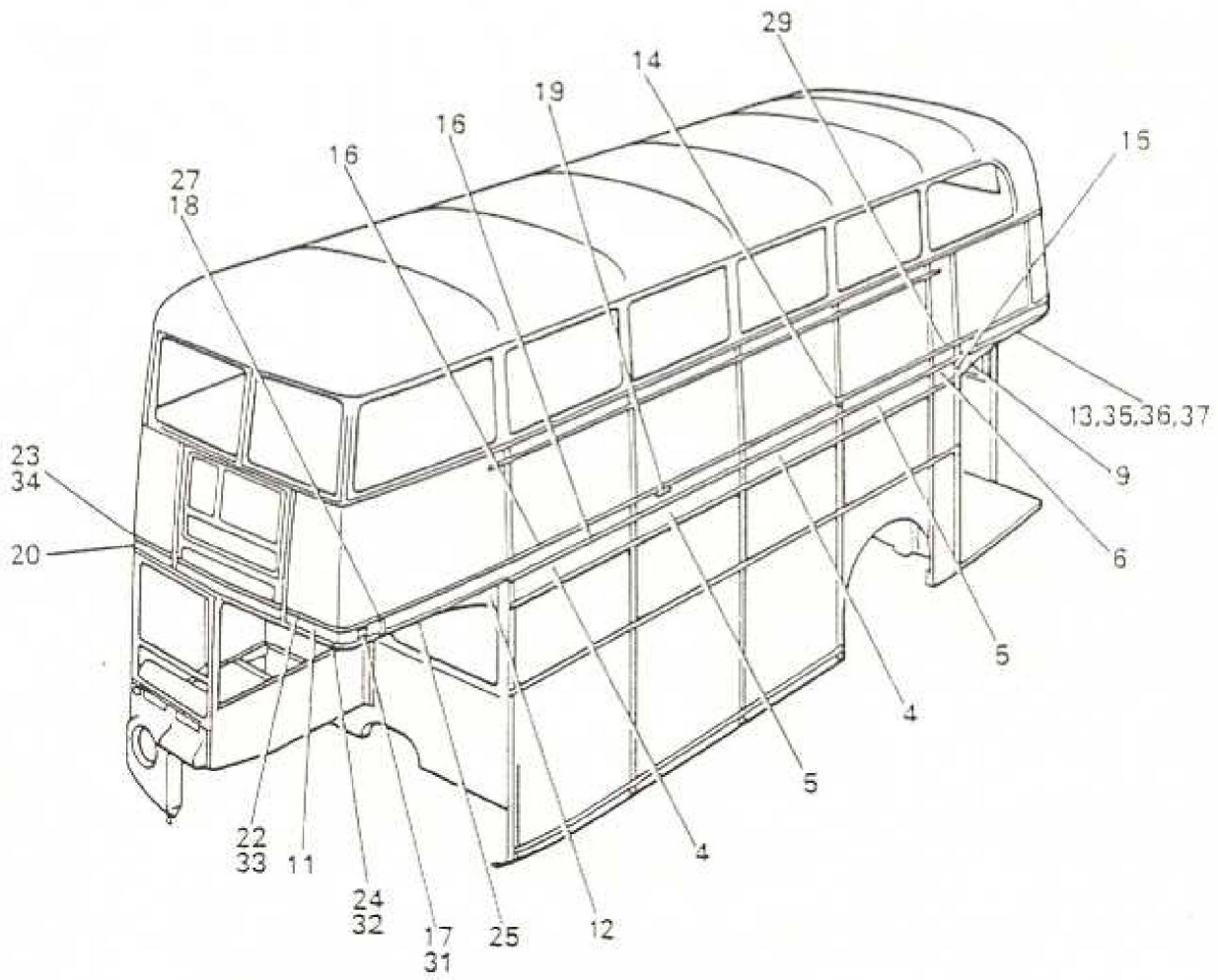
ITEM	MAN. REF.	PART NUMBER	A/D	ASSEMBLY - A	DETAIL - D	QTY.	REMARKS	ISSUE
				DESCRIPTION				
12	LT	RM 001 T19	D	Water Pipe N/S Canopy		2	After MOD 287	
13	LT	RM 001 T20	D	Water Pipe Heater Return		1		
*	LT	RM 001 T24/E	D	Stop Plate Heater Control		1		
14	LT	RM 001 T21T	D	Bottom Rail Blind Support		1	After MCD 375 ADV BT 47	
15	LT	RM 001 T22T	D	Side Rail O/S Blind Support		1		
16	LT	RM 001 T23T	D	Side Rail N/S Blind Support		1		
*	LT	RM 034 T2	D	Joint (to make valve inoperative)		1	After ADV BT 55	
*	LT	RM 034 T3	D	Blanking Plate for Joint		1		
17	LT	RM 009 T5	D	Clip Heater Pipe		1	After MOD 469	
18	LT	RM 001 T26	D	Bracket Heater Feed Pipe		1		
*	LT	RM 001 T25	D	Pipe Heater Feed		1	ADV BT 55	
19	LT	3096-26	D	Water Hose 5/8" I/D x 2½ lg. Thermostat		2		
20	LT	RM 001 T27	D	Water Hose 1¼" O/D x 3" lg. - Plastic		5	After ADV BT 1005	
21	LT	3096 64	D	Water Hose ¾" I/D x 6¾" Cab Htr. Return		2		
22	LT	3096-54	D	Water Hose 1" I/D x 1'-3" Return to Sep.		1	AEC Engine After MOD 277	
23	LT	3096-70	D	Water Hose ¾" I/D x 11½" Cab Heater Rtn.		1		
24	LT	3096-71	D	Water Hose 1" I/D x 1' Return to Sep.		1	Leyland Engine only	
25	LT	3096-64	D	Water Hose ¾" I/D x 6¾" Cab Heater Rtn.		1		
*	LT	3096-66	D	Water Hose 1" I/D x 1'-73/8" Saloon Heater To Rad. Pipe		1	After Mod. 426 - Adv BT 51 Before Mod- 469 - Adv BT 55	
*	LT	3096-75	D	Water Hose 1" I/D x 9¼" lg. Aerator to Main Feed		1		After Mod. 426 - Adv BT 512 can be cut from 3096-66 After Mod. 469 - Adv BT 55
26	LT	3096-79	D	Water Hose 1" I/D x 1' -83/8" lg.				



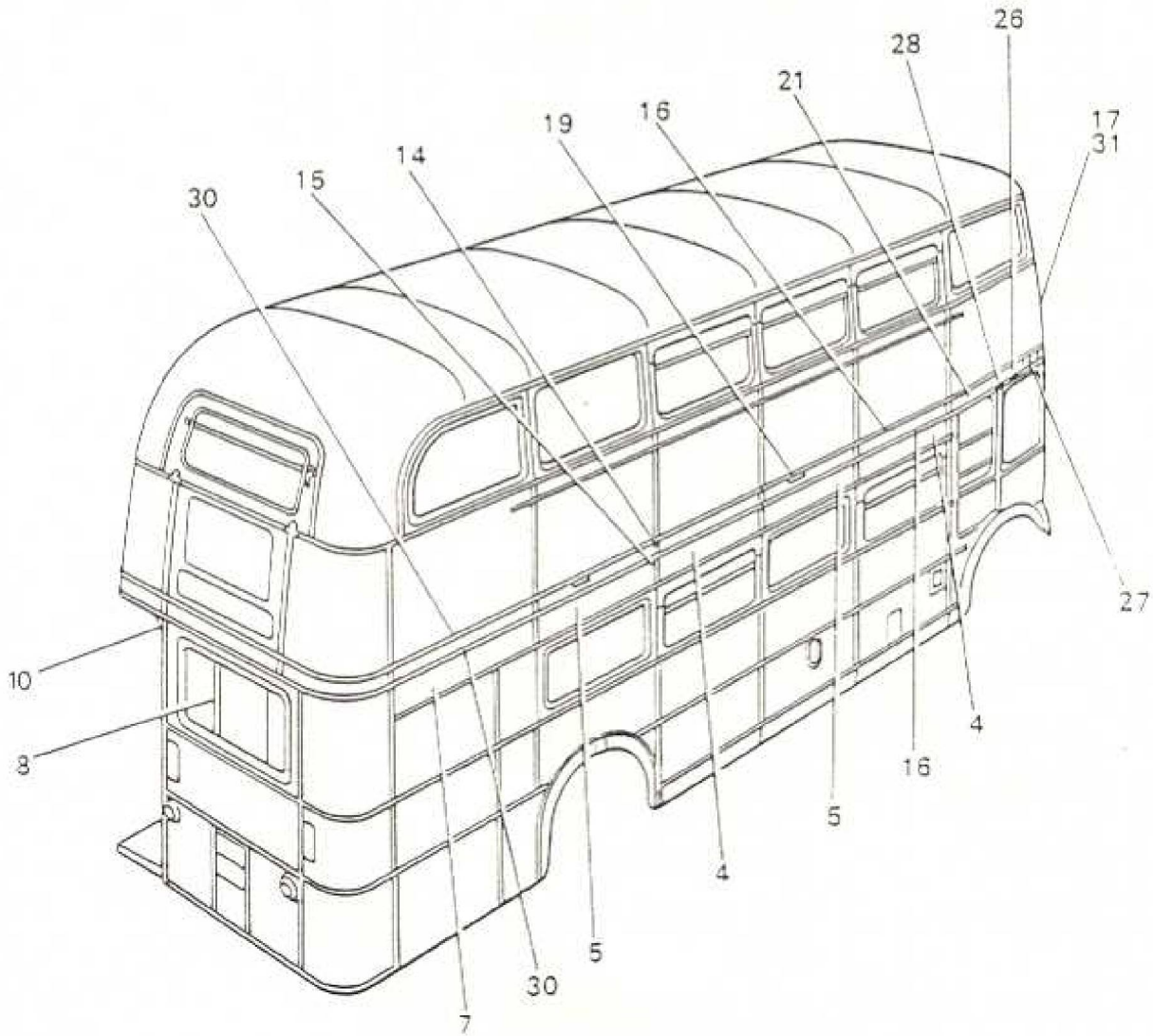
ITEM	MAN. REF.	PART NUMBER	A/D	ASSEMBLY - A	DETAIL - D	QTY.	REMARKS	ISSUE
				DESCRIPTION				
	LT	RM 001 L	A	Front Route & Destination Blind Gear				
1	LT	RM 044 L1	A	Front Indicator Gear Assy		1		
	LT	RM 007 L1	A	Gears and Door Assy		1		
	LT	RM 002 L	A	Front Bulkhead Route No. Box		1		
2	LT	RM 022 L1	A	Bulkhead Route No. Box		1		
3	LT	RM 003 L1	A	N/S Route Blind Gear		1		
	LT	RM 004 L	A	Rear Route & Destination Blind		1		
4	LT	RM 013 L1	A	Rear Route Gear		1		
5	LT	RM 045 L1	A	Rear Destination Door Comp.		1		



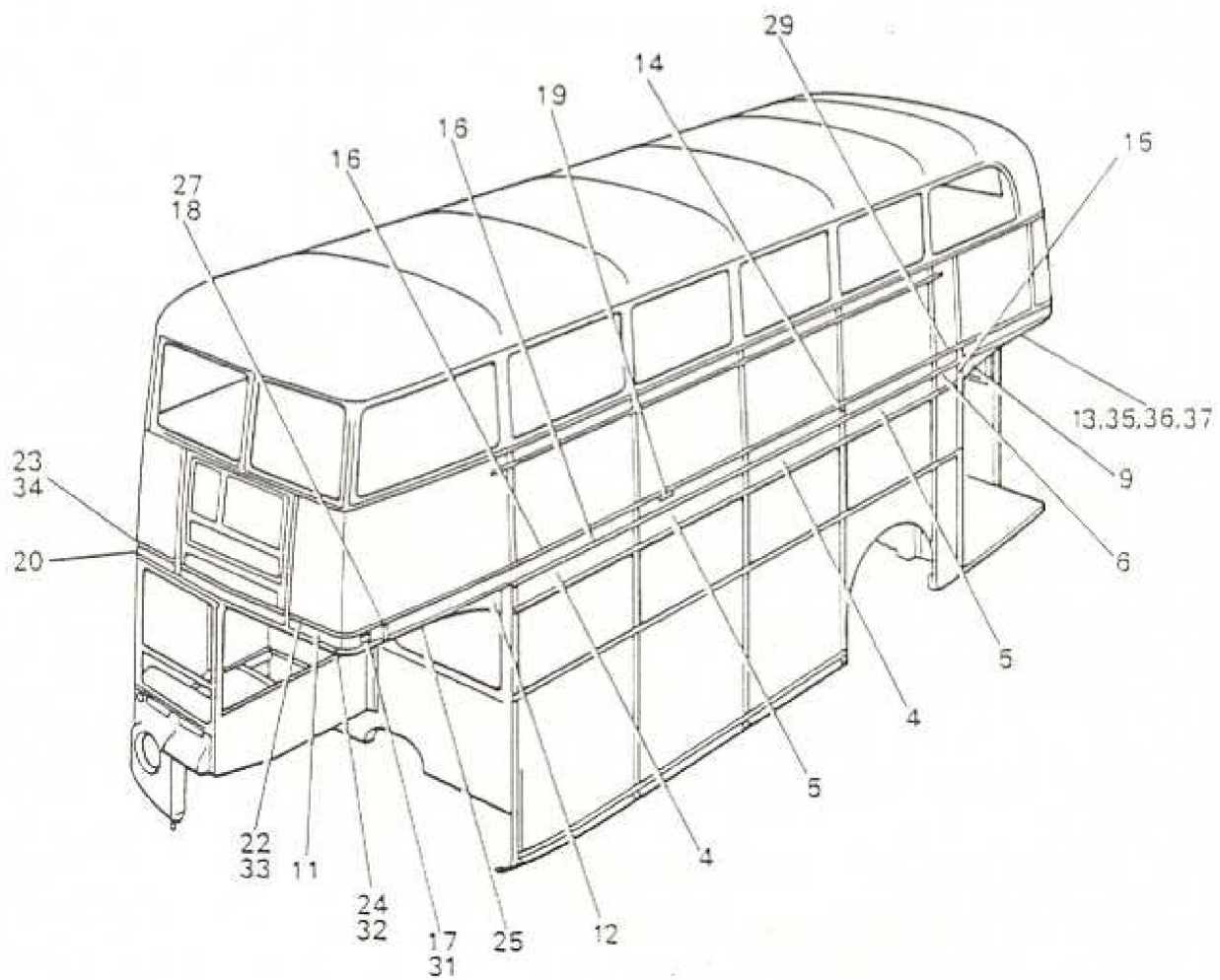
ITEM	MAN. REF.	PART NUMBER	A/D	ASSEMBLY = A	DETAIL = D	QTY.	REMARKS	ISSUE
				DESCRIPTION				
	LT	RM 001 P	A	Body Shell Complete		1		
1	LT	RM 001 D1	A	Drivers Cab with Connection to Bulkhead		1	Ref 8901 D (A3)	
2	LT	RM 001 PL1	A	Lower Saloon Body Shell		1	Ref 8901 PL (A3)	
3	LT	RM 001 PU1	A	Upper Saloon Body Shell		1	Ref 8901 PU (A3)	
4	LT	ER 502 P	A	Centre Bay		1	RML Only	
<u>ATTACHING PARTS</u>								
*	LT	RM 014 PL	A	Upper Saloon to Front Bulkhead N/S		1		
*	LT	RM 015 PL	A	Upper Saloon to Front Bulkhead O/S		1		
*	LT	RM 016 PL	A	Upper Saloon to Rear Bulkhead N/S		1		
*	LT	RM 017 PL	A	Upper Saloon to Rear Bulkhead O/S		1		
*	LT	RM 023 PU	A	Front Frame to Cab O/S Pillar		1		
*	LT	RM 024 PU	A	Front Frame to Cab N/S Pillar		1		
*	LT	RM 037 P	A	Upper Saloon to Front Bulkhead		1		
*	LT	RM 038 P	A	Upper Saloon to Rear Bulkhead		1		
*	LT	RM 039 P	A	Upper Saloon to Lower Saloon Side Frame N/S		4		
*	LT	RM 039 P	A	Upper Saloon to Lower Saloon Side Frame O/S		4		



ITEM	MAN. REF.	PART NUMBER	A/D	ASSEMBLY = A	DETAIL = D	QTY.	REMARKS	ISSUE
				DESCRIPTION				
*	LT	RM 040 P	A	Upper Saloon to Lower Saloon Rear End		4		
*	LT	RM 041 P	A	Canopy Structure to Body Shell Including Saloon Heating Ducting		1	Ref 8901 D (A11)	
4	LT	RM 002 P1	A	Ext. Panel Inter Roof Bays 1 & 3 N/S & O/S		4		
5	LT	RM 003 P1	A	Ext. Panels Inter Roof Bays 2 & 4 N/S & O/S		4		
6	LT	RM 004 P1	A	Ext. Panels Inter Roof Short Bay N/S		1		
7	LT	RM 006 P1	A	Ext. Panel Inter Roof Rear Bay O/S		1		
8	LT	RM 011 P	A	Platform Stanchion		1		
9	LT	RM 029 P1	A	Valance Panel Platform Canopy - Side		1		
10	LT	RM 030 P1	A	Valance Panel, Platform Canopy - Rear		1		
11	LT	RM 031 P1	A	Valance Panel N/S Front		1		
12	LT	RM 032 P1	A	Canopy Valance Panel		1		
*	LT	RM 036 P1	A	Bell Cord		1		
13	LT	RM 001 P8	D	Platform Gutter		1		
14	LT	RM 001 P11	D	Ext. Vertical Moulding Upper		11		
15	LT	RM 001 P12	D	Ext. Vertical Moulding Lower		11		
16	LT	RM 001 P13	D	Cream Band Moulding		8		
17	LT	RM 001 P18	D	Fixing Bkt. Flashing Indicator		2		
18	LT	RM 001 P20	D	Pattress for Drivers Mirror N/S		1		



ITEM	MAN. REF.	PART NUMBER	A/D	ASSEMBLY - A	DETAIL - D	QTY.	REMARKS	ISSUE
				DESCRIPTION				
19	LT	RM 001 P22	D	Escutcheon for Water Chute		4		
20	LT	RM 001 P23	D	Corner Panel Cream band Front O/S		1		
21	LT	RM 001 P24	D	Cream Band Panel O/S Front Bay		1		
22	LT	RM 001 P25	D	Upper Cream Band Mldg. N/S		1		
23	LT	RM 001 P26	D	Upper Cream Band Mldg. O/S		1		
24	LT	RM 001 P27	D	Lower Cream Band Mldg. Front		1		
25	LT	RM 001 P28	D	Lower Cream Band Mldg. Front Bay N/S		1		
26	LT	RM 001 P29	D	Lower Cream Band Mldg. Front Bay O/S		1		
27	LT	RM 001 P30	D	Joint Strip Cream Band Panel		2		
28	LT	RM 001 P31	D	Gutter Mldg. Cab Door		1		
29	LT	RM 001 P37	D	Cream Band Mldg. N/S Rear		1		
30	LT	RM 001 P38	D	Cream Band Mldg. O/S Rear		2		
31	LT	RM 001 P39	D	Washer Seal Front Direction Indicator N/S & O/S		2		
32	LT	RM 001 P40	D	Lower Cream Band Mldg. Front		1		
*	LT	RM 001 P52	D	Conduit Saddle		2		
*	LT	RM 001 P56	D	Conduit Saddle		1		
*	LT	RM 001 P60 TO RM 001 P73	D	Part Numbers used or reversed for Conduit Clips & Saddles called up on Assy. Drgs.				
33	LT	RM 001 P76	D	Upper Cream Band Mldg. N/S		1		
34	LT	RM 001 P77	D	Upper Cream Band Mldg. O/S		1		



ITEM	MAN. REF.	PART NUMBER	A/D	ASSEMBLY - A	DETAIL - D	QTY.	REMARKS	ISSUE
				DESCRIPTION				
35	LT	RM 001 P80	D	Platform Gutter - Front Sect.		1		
36	LT	RM 001 P81	D	Platform Gutter - Rear Sect.		1		
37	LT	RM 001 P82	D	Jointing Sleeve - Platform Gutter		1		
		<u>RML ONLY</u>						
*	LT	ER 506 P1	D	Cream Band Panel N/S & O/S		2		
*	LT	ER 001 P13	D	Cream Band Mid. O/S & N/S		2		
*	LT	RM 001 P11	D	Ext. Vertical Mid. N/S & O/S		2		
*	LT	RM 001 P12	D	Ext. Vertical Lower Mid. N/S & O/S		2		