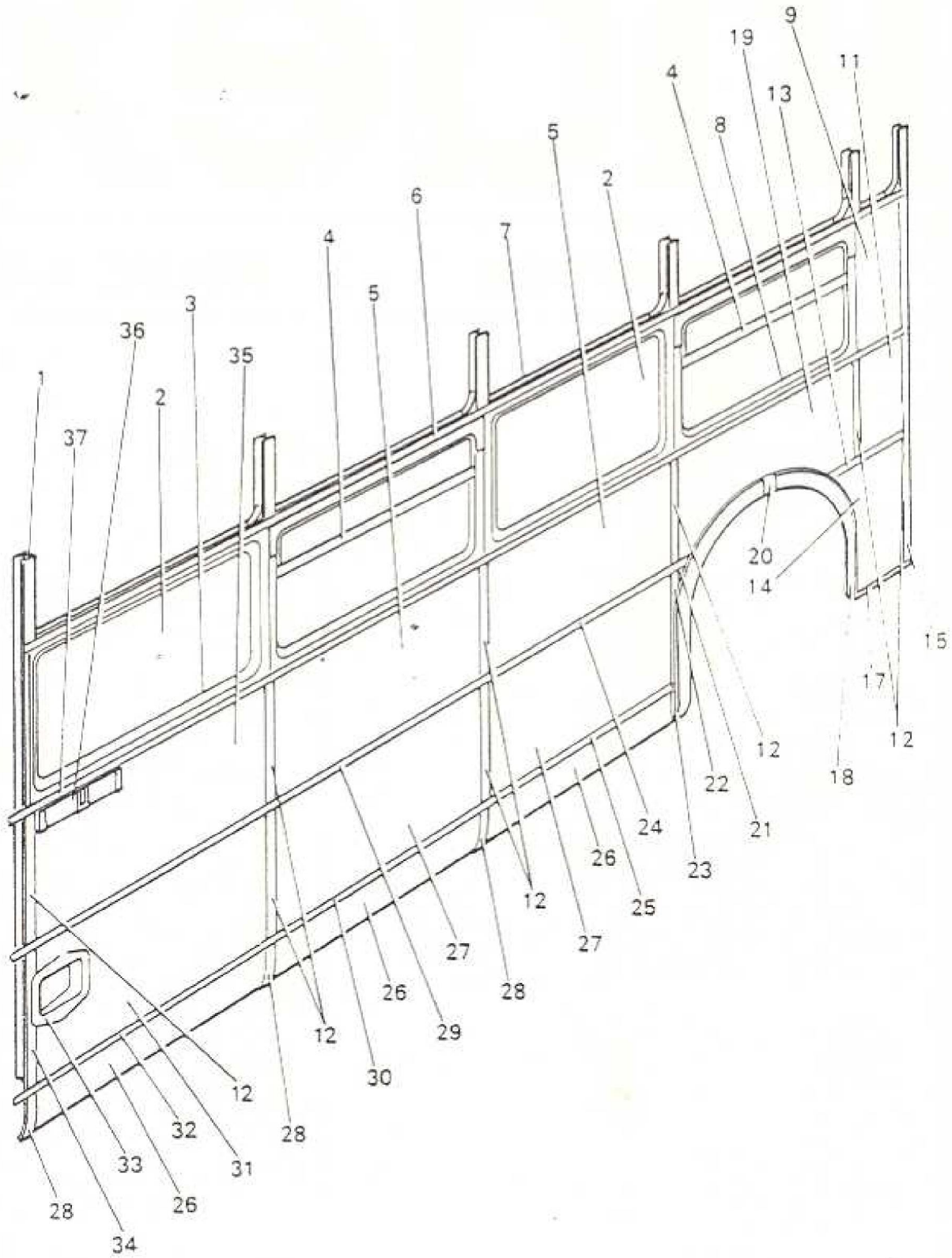


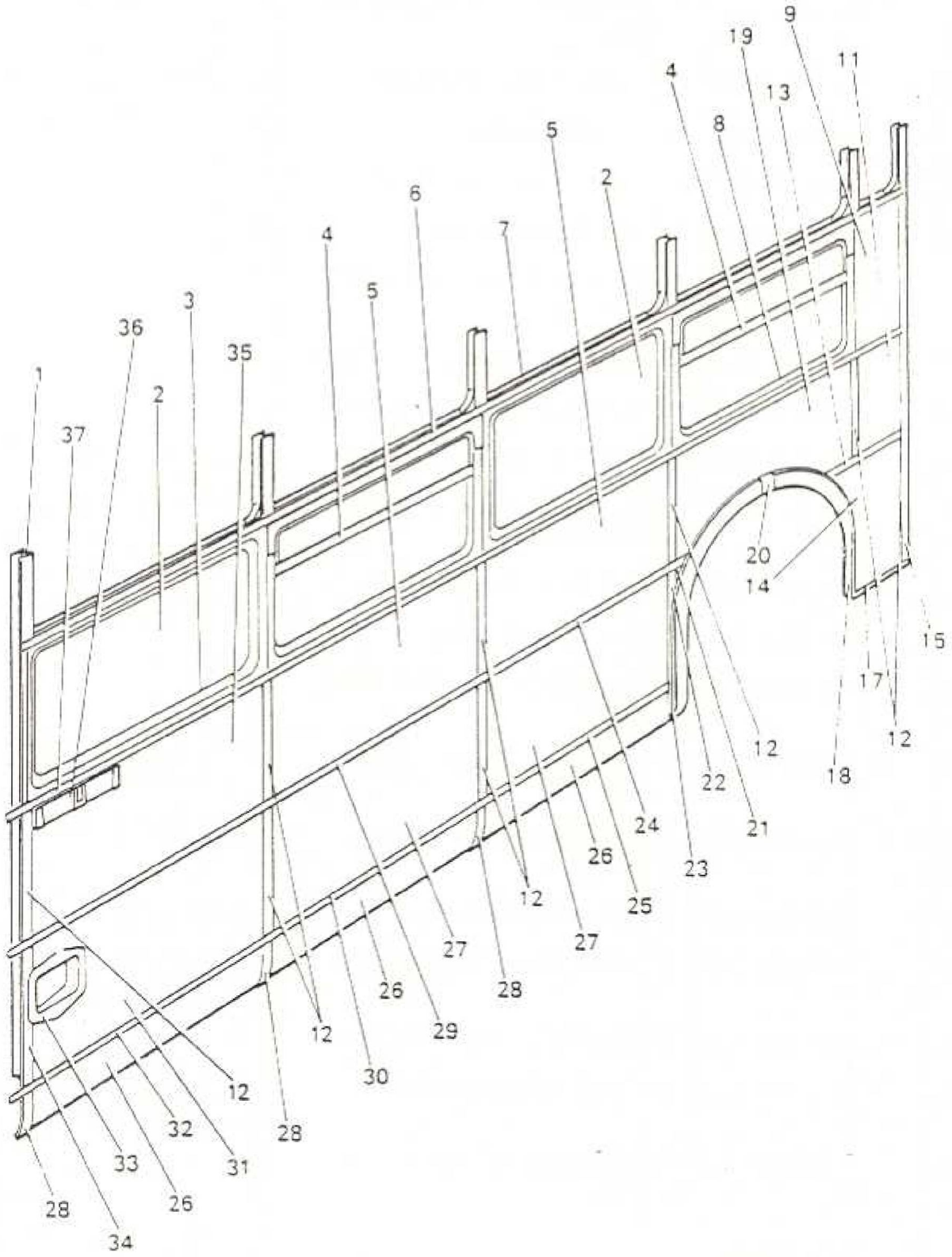
A1

Index

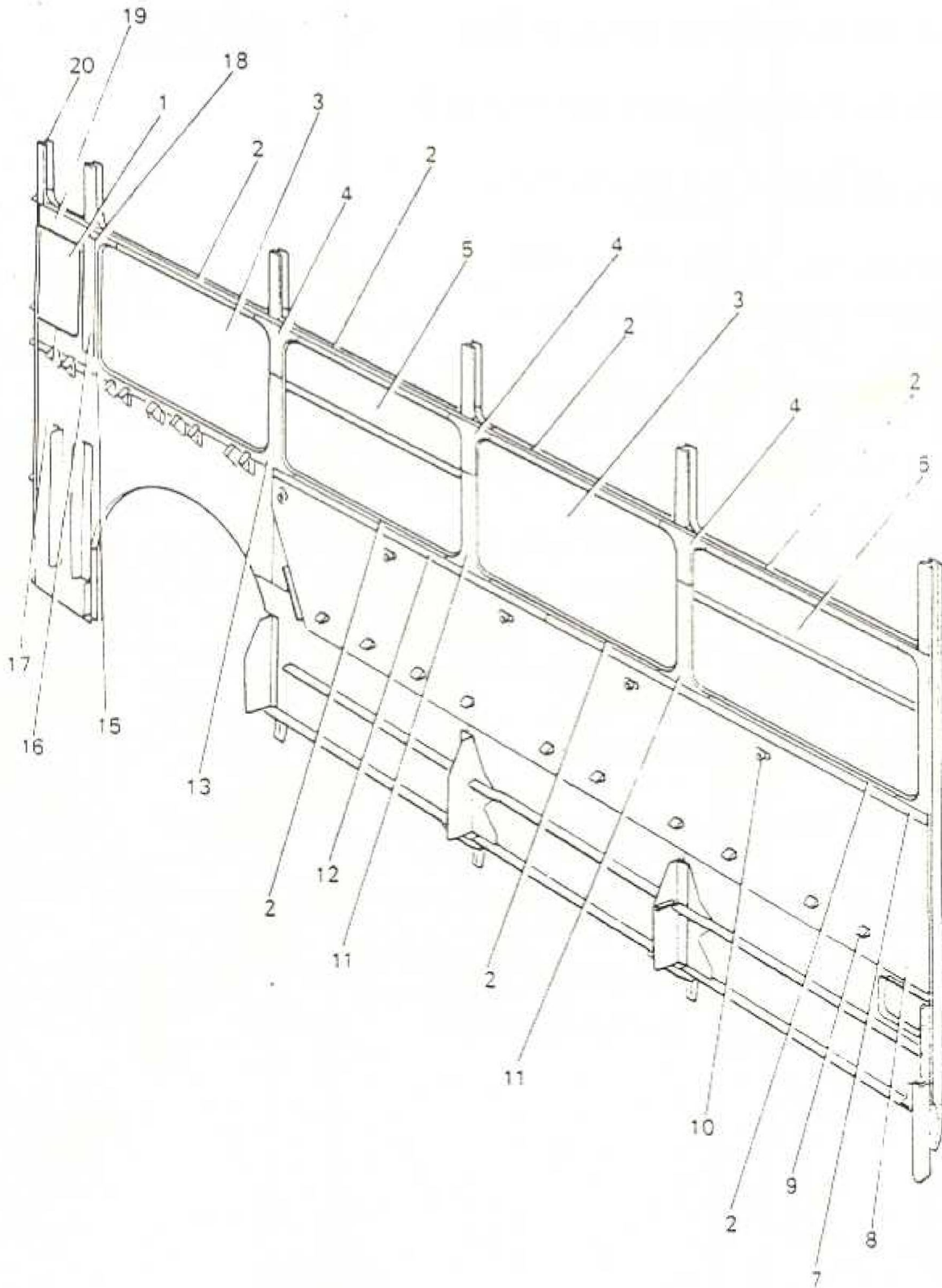
DESCRIPTION	FRAME NO.
<p><u>LOWER SALOON</u></p> <p>SIDE FRAMES</p> <p>FRONT BULKHEAD</p>	<p>A2 to D3 (B901 CL)</p> <p>D8 to D3 (B901 EL)</p>



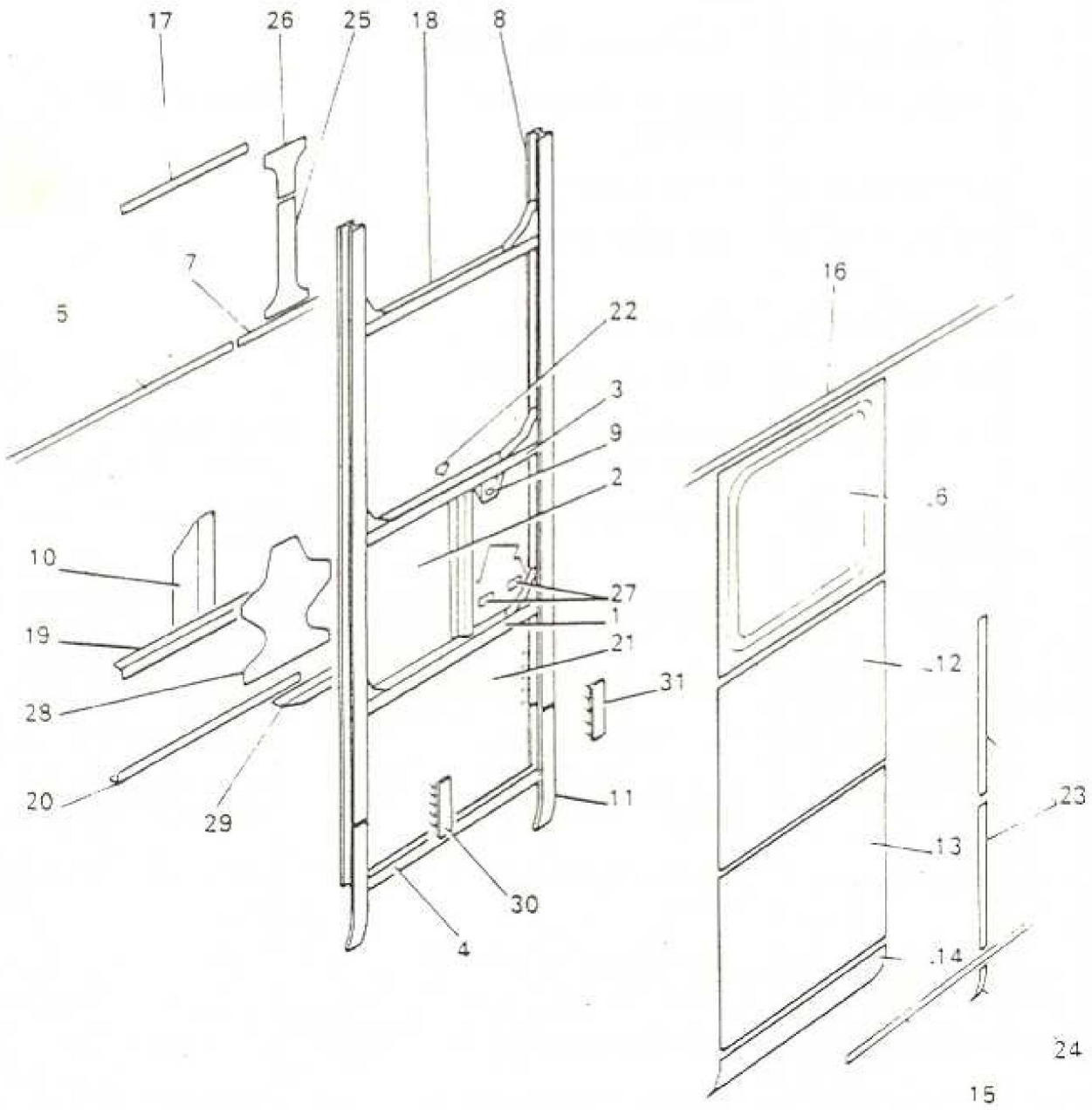
ITEM	MAN. REF.	PART NUMBER	A/D	ASSEMBLY = A	DETAIL = D	QTY.	REMARKS	ISSUE
				DESCRIPTION				
		RM 001 CL1	A	Arrangement of Side Frame Assy		1	RM Bus	
		RM 001 CL	A	Arrangement of Side Frame Assy		1	RML Bus	
1		RM 003 CL1	A	Side Frame Structure		1	Ref B901 CL (B2)	
2		RM 064 CL1	A	Fixed Window		2		
3		RM U01 CL13	D	Ext Mldg Waist Front		1		
4		RM 065 CL1	A	Half Drop Window		2		
5		RM 001 CL4	D	Ext Panel Top No. 2 & 3 Bay		2		
6		RM 001 CL31	D	Ext Mldg Window Rail Front		1		
7		RM 001 CL32	D	Ext Mldg Window Rail Rear		1		
8		RM 001 CL15	D	Ext Mldg Waist Rear Bay		1	Not fitted to RML	
9		RM 001 CL1	D	Ext Panel Waist - Cant Short Bay		1		
11		RM 001 CL10	D	Ext Panel Top Short Bay		1		
12		RM U01 CL23	D	Ext Vertical Mldg		8		
13		RM 001 CL19	D	Ext Mldg - Seat Rail Short Bay		1		
14		RM 001 CL54	D	Ext Panel Bottom Short Bay		1	After MOD 435 ADV BC 417	
15		RM 001 CL28	D	Ext Mldg Lower No. 6 Pillar		1	ADV BF 213	
17		RM 001 CL22	D	Ext Mldg Short Bay		1		
18		RM 001 CL51	D	Rear Wing - Rear Sect		1	After MOD 245 ADV B 2294	
19		RM 001 CL8	D	Ext Panel No. 4 Bay Top		1		
20		RM 001 CL52	D	Rear Wing Joint Plate		1	After MOD 245 ADV B 2294	
21		RM 001 CL7	D	Ext Panel Bottom No. 4 Bay		1		



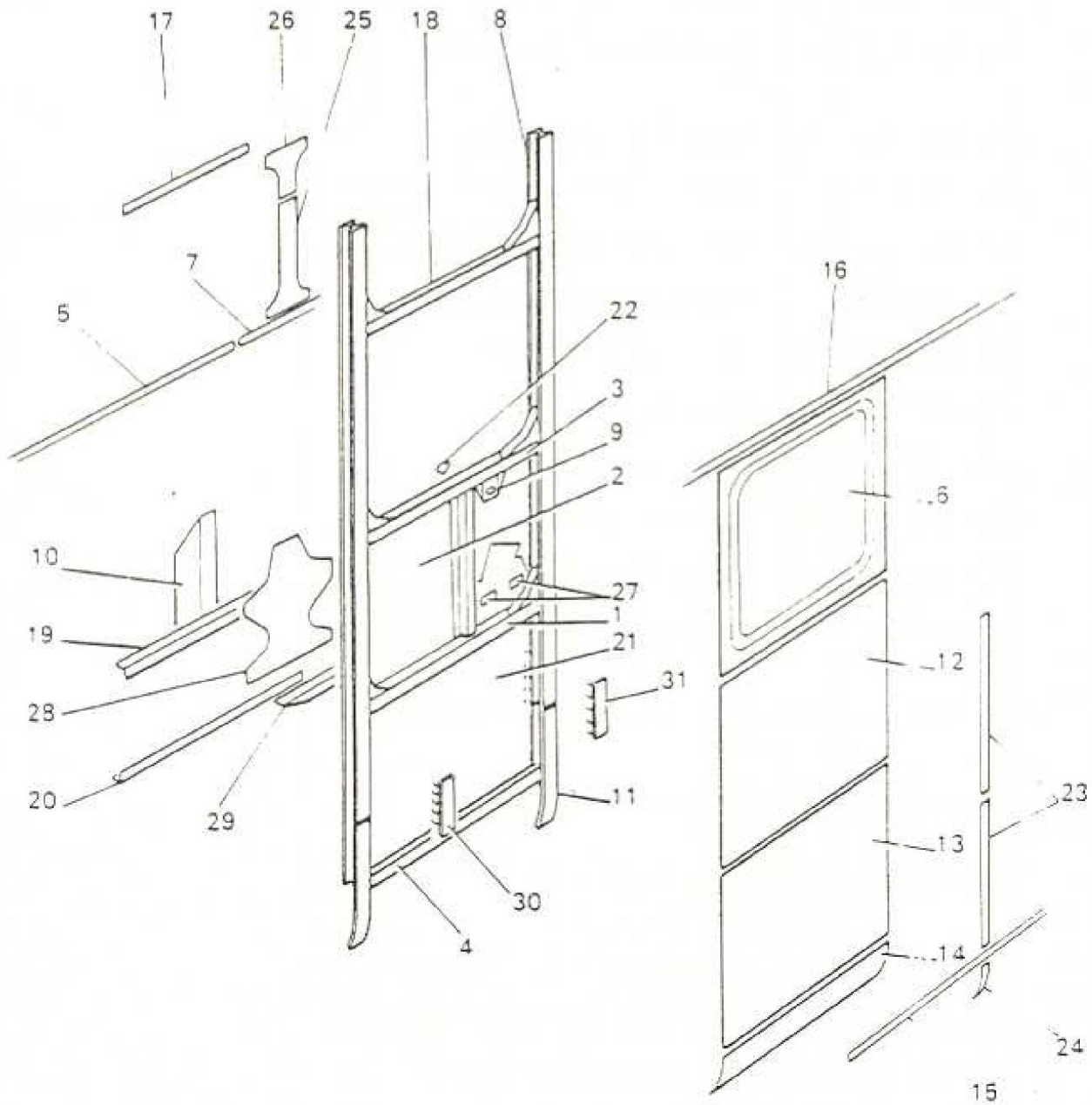
ITEM	MAN. REF.	PART NUMBER	A/D	ASSEMBLY * A	DETAIL * D	QTY.	REMARKS	ISSUE
				DESCRIPTION				
22		RM 001 CL26	D	Ext Mldg Vertical Lower No. 4 Pillar		1		
23		RM 001 CL50	D	Rear Wing Front Sect		1	After MOD 245 ADV B 2294	
24		RM 001 CL18	D	Ext Mldg Seat Rail No. 3 Bay		1		
25		RM 001 CL21	D	Ext Mldg No. 3 Bay Bottom		1		
26		RM 001 CL9	D	Ext Valance Panel		3		
27		RM 001 CL6	D	Ext Panel - Bottom No. 2 & 3 Bays		2		
28		RM 001 CL29	D	Ext Mldg Valance Vertical No. 1, 2 & 3		3		
29		RM 001 CL17	D	Ext Mldg Seat Rail No. 2 Bay		1		
30		RM 001 CL24	D	Ext Mldg - No. 2 Bottom		1		
31		RM 001 CL5	D	Ext Panel - Bottom No. 1 Bay		1		
32		RM 001 CL20	D	Ext Mldg No. 1 Bay Bottom		1		
33		RM 067 CL1	A	Drivers Step		1		
34		RM 001 CL25	D	Ext Mldg Vertical Lower No. 1 Pillar		1		
35		RM 001 CL53	D	Ext Panel Top No. 1 Bay		1	After ADV BC 417	
36		RF 864 C1	A	Stencil Slide		1	After MOD 422	
37		RM 001 CL13	D	Ext Mldg Waist Front		1		



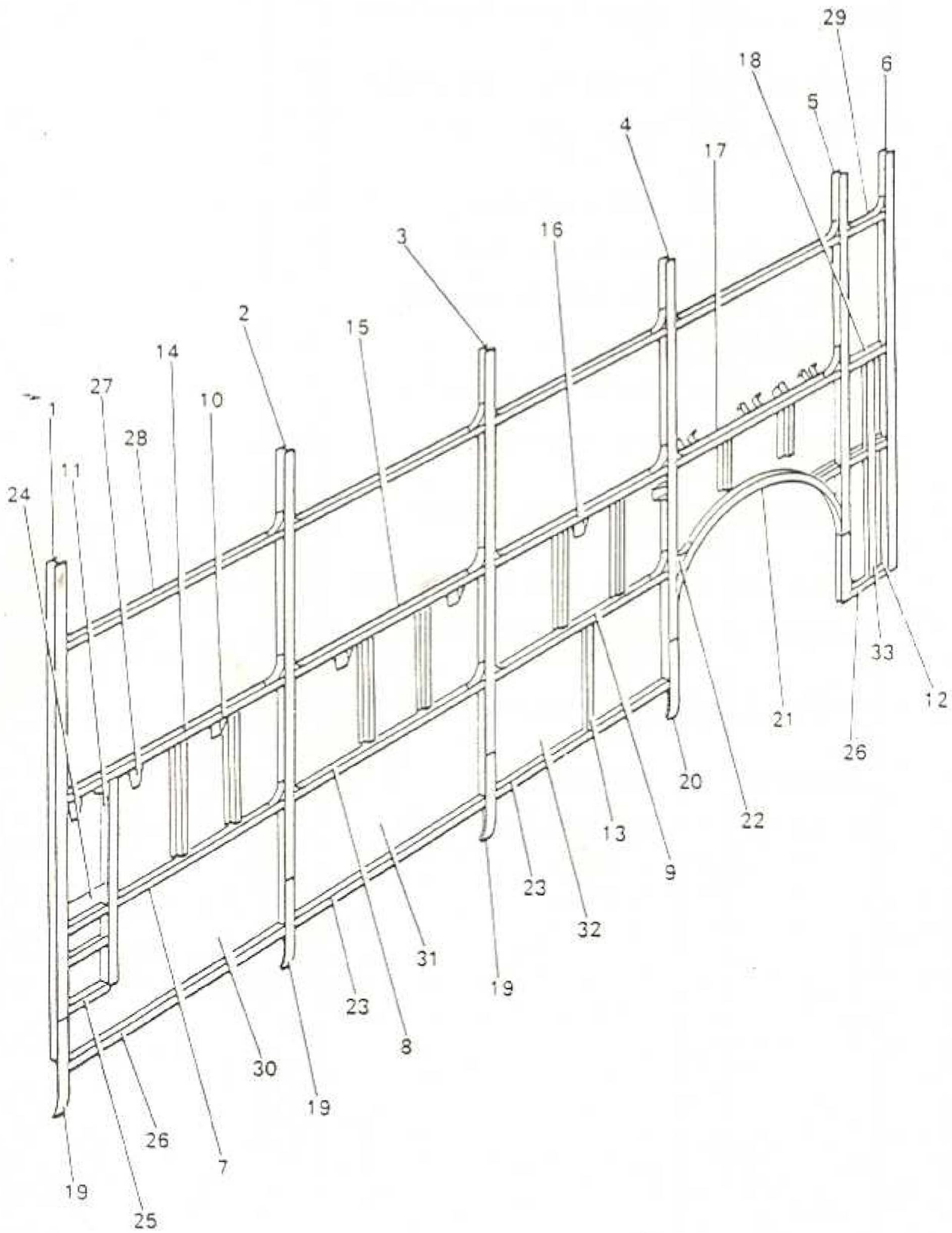
ITEM	MAN. REF.	PART NUMBER	A/D	ASSEMBLY - A	DETAIL - D	QTY.	REMARKS	ISSUE
				DESCRIPTION				
		RM 001 CL1	A	Arrangement of Side Frame Assy		1	RM Bus	
		RM 001 CL	A	Arrangement of Side Frame Assy		1	RML Bus	
1		RM 001 CL41	D	Top Finisher No. 5 Pillar		1		
2		RM 001 CL39	D	Waist & Window Rail Finisher		7	After ADV BZ 1012	
3		RM 064 CL1	A	Fixed Window		2		
4		RM 001 CL38	D	Top Pillar Finisher		3		
5		RM 065 CL1	A	Half Drop Window		2		
7		RM 069 CL1	A	Int Waist Mldg Front		1		
8		RM 001 CL48	D	Leather Cloth Covering Stress Panel		1	Not Fitted RML MOD 387 ADV BZ 307	
9		RM 001 CL47/F	D	Seat Mounting Bkt		10	Made from RM 001 CL46	
10		RM 001 CL3/F	D	Seat Fixing Boss		5	Made from RM 001 CL2	
11		RM 001 CL37	D	Bottom Pillar Finisher		2	After ADV BZ 1012	
12		RM 070 CL1	A	Int Waist Mldg Rear		1	Not Fitted RML	
13		RM 001 CL45	D	Bottom Finisher No. 4 Pillar		1	Made from RM 001 CL37	
15		RM 001 CL40	D	Bottom Finisher No. 5 Pillar		1	After ADV BZ 1012	
16		RM 001 CL34/R	D	Int Vertical Mldg No. 5 Pillar		1		
17		RM 001 CL36	D	Int Mldg Short Bay		2		
18		RM 001 CL49	D	Leather Cloth Covering Short Bay		1	MOD 387 ADV BZ 307	
19		RM 083 CL1	A	Plastic Finisher Waist - Cant		1		
20		RM 003 CL1	A	Side Frame Structure		1	Ref B901 CL (B2)	



ITEM	MAN. REF.	PART NUMBER	ASSEMBLY * A		DETAIL * D		QTY.	REMARKS	ISSUE
			A/D			DESCRIPTION			
		RML BUS ONLY							
		ER 501 CL	A			Side Frame	1		
1		ER 017 CL1	A			Seat Rail Centre Bay	1		
2		ER 023 CL1	A			Stress Panel Upper Centre Bay	1		
3		ER 512 CL1	A			Waist Rail Centre Bay	1		
4		ER 514 CL1	A			Bottom Channel Centre Bay	1		
5		ER 070 CL1	A			Int Waist Mldg Centre Bay	1		
6		ER 507 CL1	A			Fixed Window Centre Bay	1		
7		ER 508 CL1	A			Int Waist Mldg Rear	1		
8		RM 009 CL1	A			Pillar No. 3A	1		
9		RM 027 CL1	A			Seat Fixing Bkt	1		
10		RM 032 CL1	A			Crossbar Conn Bkt L/H	1		
11		RM 047 CL1	A			Stamp Pillar No. 3A	1		
12		ER 501 CL4	D			Ext Panel Top - Centre Bay	1		
13		ER 501 CL6	D			Ext Panel Bottom - Centre Bay	1		
14		ER 501 CL12	D			Valance Panel - Centre Bay	1		
*		ER 501 CL14	D			Mldg Waist - Bay 1, 2 & Centre	1		
*		ER 501 CL15	D			Mldg Waist - Bay 3 Front	1		
*		ER 501 CL18	D			Mldg Seat Rail Centre Bay	1		
15		ER 001 CL21	D			Ext Mldg Bottom Centre Bay	1		
16		ER 001 CL32	D			Ext Mldg Window Rail Centre Bay	1		
17		ER 001 CL39	D			Waist & Window Rail Finisher Centre Bay	2		
18		ER 501 CL10	D			Window Rail Centre Bay	1		

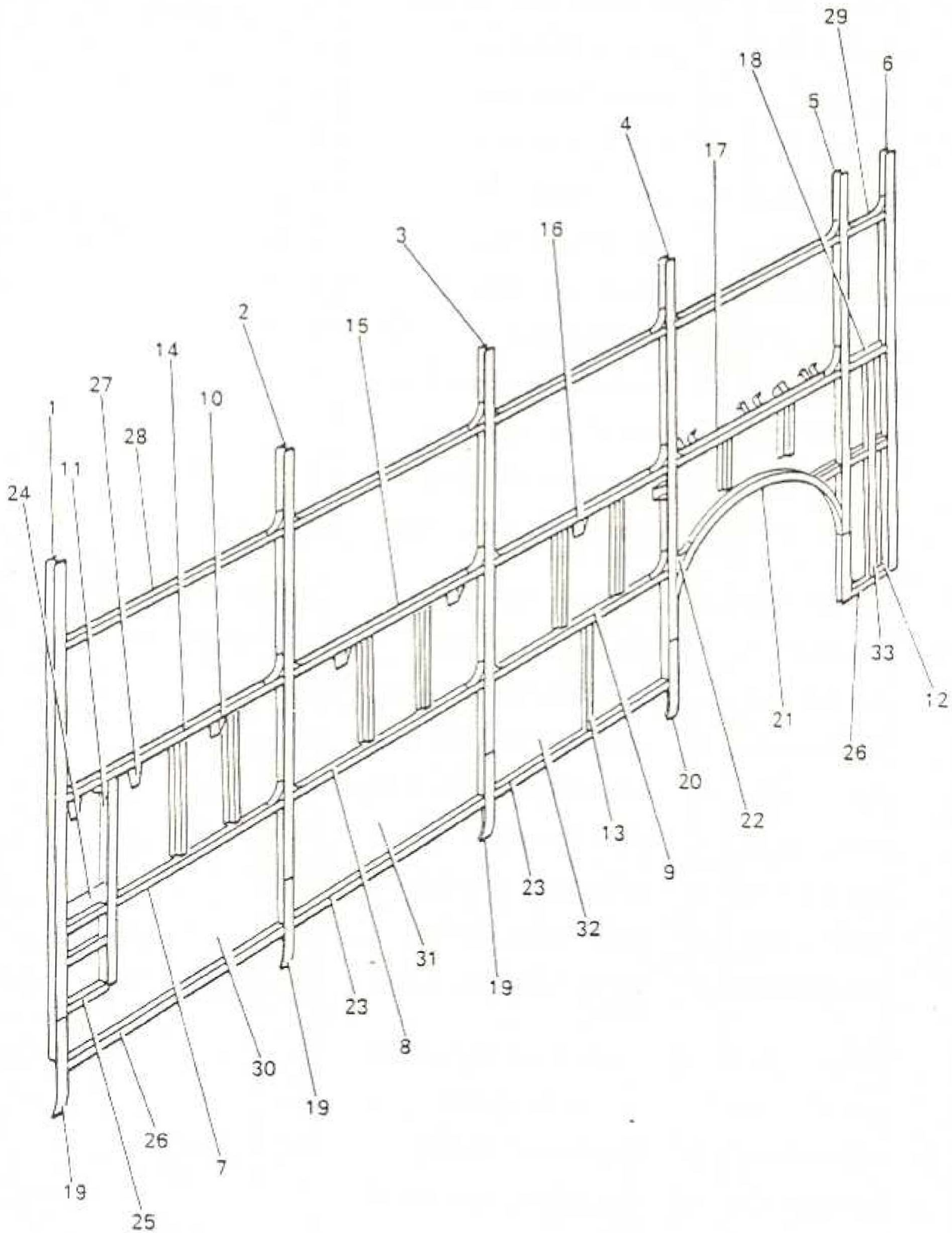


ITEM	MAN. REF.	PART NUMBER	A/D	ASSEMBLY - A	DETAIL - D	QTY.	REMARKS	ISSUE
				DESCRIPTION				
19		ER 003 CL11	D		Floor Support Angle Centre Bay	1		
20		ER 003 CL13	D		Bottom Rail - Centre Bay	1		
21		ER 003 CL19	D		Lower Stress Panel - Centre Bay	1		
22		RM 001 CL3/F	D		Seat Fixing Boss	1		
23		RM 001 CL23	D		Ext Vertical Mldg	2		
24		RM 001 CL29	D		Ext Mldg Valance Vent	1		
25		RM 001 CL37	D		Bottom Pillar Finisher	1		
26		RM 001 CL38	D		Top Pillar Finisher	1		
27		RM 001 CL47/F	D		Seat Mounting Bkt	2		
28		RM 003 CL24	D		Gusset Plate - Pillar Bottom	1		
29		RM 003 CL27	D		Conn Channel Bottom Rail	1		
30		RM 003 CL31	D		Bolt Retaining Channel 4 hole	1		
31		RM 003 CL32	D		Bolt Retaining Channel 5 hole	1		
*		ER 501 PZT	D		Lifeguard Slat	1		
*		RM 108 N1	D		Lifeguard Iron	1		



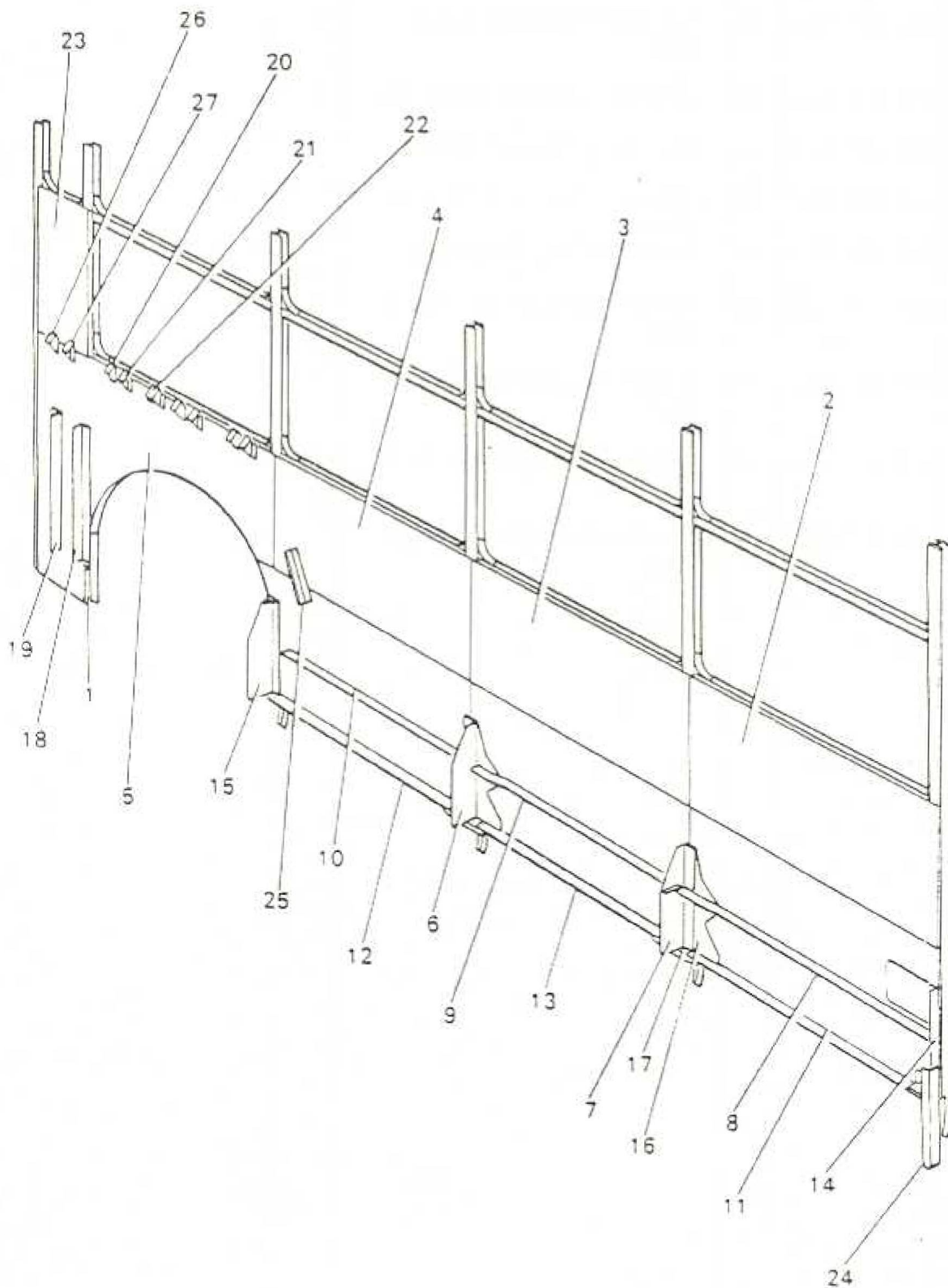
B2L/S SIDE FRAME
STRUCTURE NEAR SIDE,
EXTERIOR VIEW

ITEM	MAN. REF.	PART NUMBER	ASSEMBLY - A		QTY.	REMARKS	ISSUE
			A/D	DETAIL - D			
			DESCRIPTION				
		RM 003 CL1	A	Side Frame Structure Assy	1	Ref RM 001 CL1 Ref B901 CL (A3)	
1		RM 005 CL1	A	No. 1 Pillar Assy	1		
2		RM 007 CL1	A	No. 2 Pillar Assy	1		
3		RM 009 CL1	A	No. 3 Pillar Assy	1		
4		RM 011 CL1	A	No. 4 Pillar Assy	1		
5		RM 028 CL1	A	No. 5 Pillar Assy	1		
6		RM 030 CL1	A	No. 6 Pillar Assy	1		
7		RM 013 CL1	A	Seat Rail Assy No. 1 Bay	1		
8		RM 015 CL1	A	Seat Rail Assy No. 2 Bay	1		
9		RM 017 CL1	A	Seat Rail Assy No. 3 Bay	1		
10		RM 027 CL1	A	Seat Fixing Bkt Assy	5		
11		RM 034 CL1	A	Intermediate Pillar Assy No. 1 Bay	1		
12		RM 038 CL1	A	Bkt Assy, Short Bay	1	After ADV BC 407	
12		RM 038 CL1	A	Bkt Assy, Short Bay	2	Before ADV BC 407	
13		RM 039 CL1	A	Anti-Drumming Stiffener	3		
14		RM 040 CL1	A	Waist Rail Assy No. 1 Bay	1		
15		RM 041 CL1	A	Waist Rail Assy No. 2 Bay	1		
16		RM 042 CL1	A	Waist Rail No. 3 Bay	1		
17		RM 043 CL1	A	Waist Rail No. 4 Bay	1		
18		RM 045 CL1	A	Waist Rail, Short Bay	1		
19		RM 047 CL1	A	Stump Pillar, No. 1, 2 & 3 Pillar	3		
20		RM 048 CL1	A	Stump Pillar No. 4 Pillar	1		
21		RM 050 CL1	A	Wheelarch Channel	1		
22		RM 052 CL1	A	Bkt, Pillar W/A Rail	1		
23		RM 054 CL1	A	Btm Channel No. 1, 2 & 3 Bay	3		



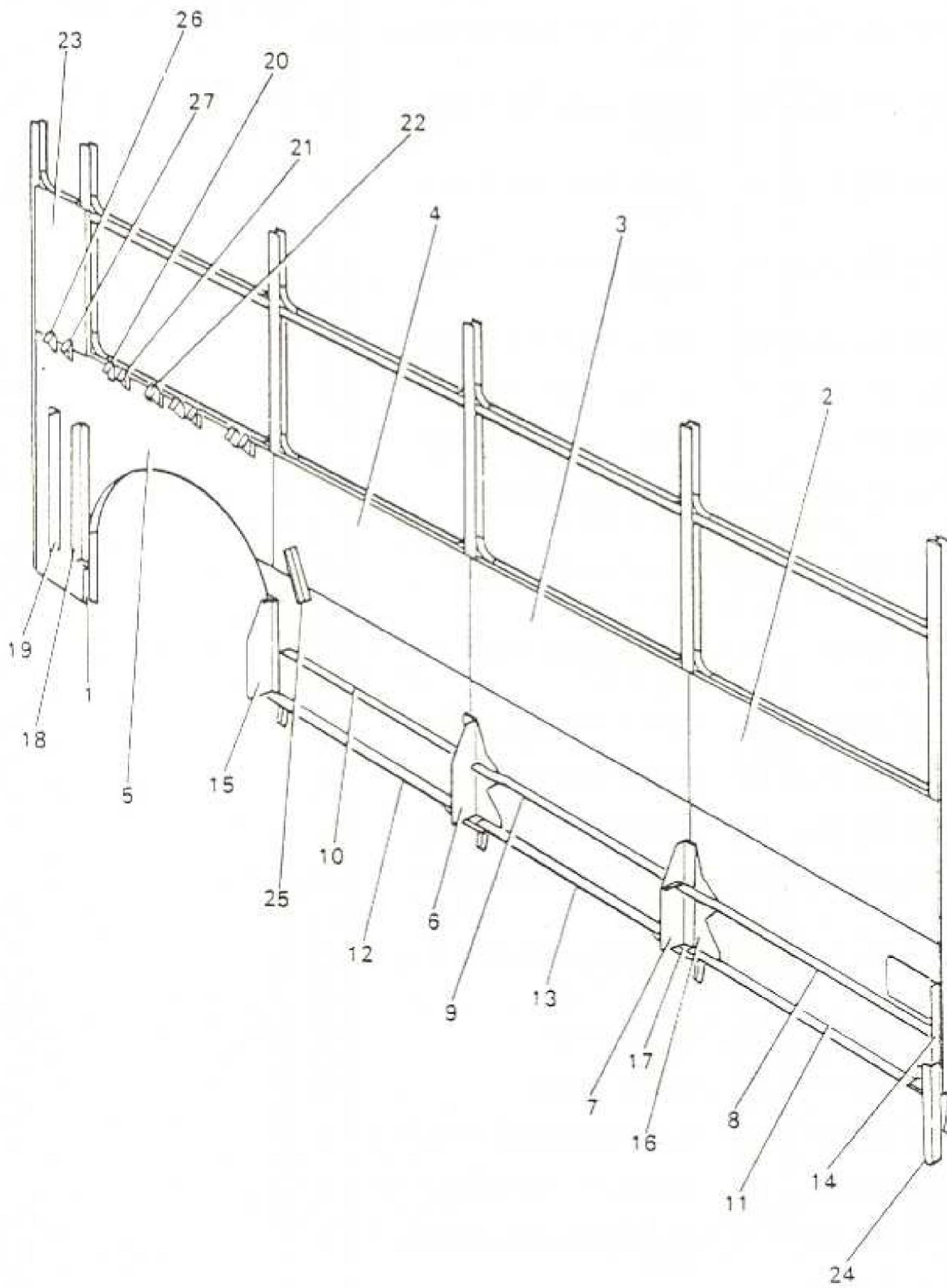
B4L/S SIDE FRAME
STRUCTURE NEAR SIDE,
EXTERIOR VIEW

ITEM	MAN. REF.	PART NUMBER	A/D	ASSEMBLY - A	DETAIL - D	QTY.	REMARKS	ISSUE
				DESCRIPTION				
24		RM 055 CL1	A	Driver's Stop Bkt		1		
25		RM 056 CL1	A	Stiffener Channel No. 1 Bay		1		
26		RM 059 CL1	A	Bottom Channel, Short Bay		1		
27		RM 072 CL1	A	Bkt Assy, Stencil Slide		2		
28		RM 003 CL2	D	Window Rail 1, 2, 3 & 4 Bays		4		
29		RM 003 CL3	D	Window Rail, Short Bay		1		
30		RM 003 CL17	D	Lower Stress Panel No. 1 Bay		1		
31		RM 003 CL18	D	Lower Stress Panel No. 2 Bay		1		
32		RM 003 CL19	D	Lower Stress Panel No. 3 Bay		1		
33		RM 003 CL20	D	Intermediate Pillar, Short Bay				



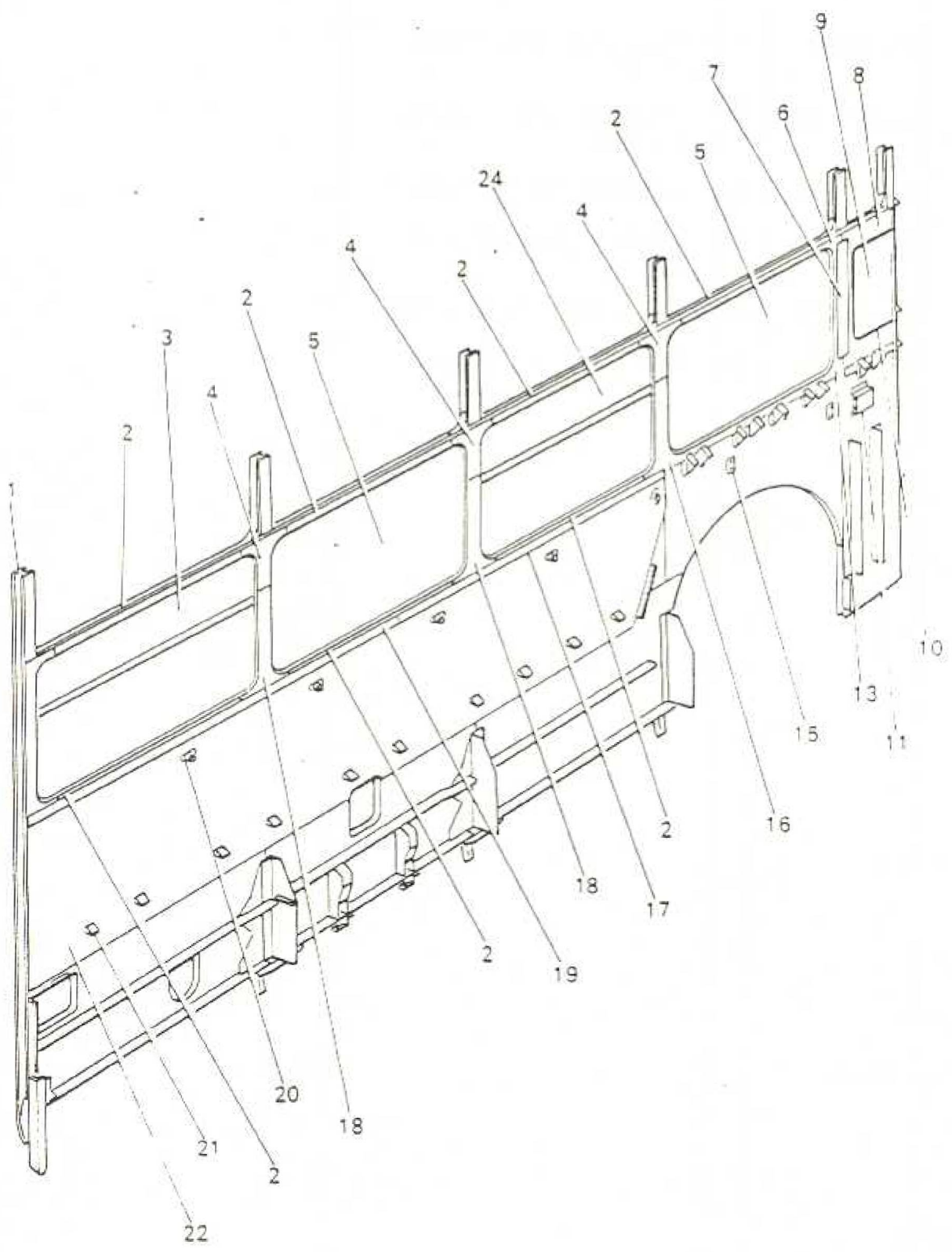
B6L/S SIDE FRAME
STRUCTURE N/S
INTERIOR VIEW

ITEM	MAN. REF.	PART NUMBER	ASSEMBLY - A		DETAIL - D		QTY.	REMARKS	ISSUE
			A/D	DESCRIPTION					
1		RM 003 CL1	A	Side Frame Structure Assy			1	Ref RM 001 CL 1 Ref B901 CL (A3)	
2		RM 084 CL1	A	Fixing Bkt Rear W/A Rear Sect.			1		
3		RM 019 CL1	A	Stress Panel No. 1 Bay Upper			1		
4		RM 021 CL1	A	Stress Panel No. 2 Bay Upper			1		
5		RM 023 CL1	A	Stress Panel No. 3 Bay Upper			1		
6		RM 025 CL1	A	Stress Panel No. 4 Bay			1		
7		RM 032 CL1	A	Crossbar Conn Bkt L/H			1		
8		RM 033 CL1	A	Crossbar Conn Bkt R/H			1		
9		RM 003 CL9	D	Floor Support Angle No. 1 Bay			1		
10		RM 003 CL10	D	Floor Support Angle No. 2 Bay			1		
11		RM 003 CL11	D	Floor Support Angle No. 3 Bay			1		
12		RM 003 CL12	D	Bottom Rail No. 1 Bay			1		
13		RM 003 CL13	D	Bottom Rail No. 3 Bay			1		
14		RM 003 CL14	D	Bottom Rail No. 2 Bay			1		
15		RM 003 CL22	D	Stump Pillar Bkt No. 1 Pillar			1		
16		RM 003 CL23	D	Cross Conn Bkt No. 4 Pillar			1		
17		RM 003 24	D	Gusset Plate			2		
18		RM 003 27	D	Conn Channel			2		
19		RM 003 29	D	Diaphragm Conn Bkt L/H			1		
20		RM 003 30	D	Diaphragm Conn Bkt R/H			1		
21		RM 003 33	D	Fixing Bkt Long'l Squab L/H			3		

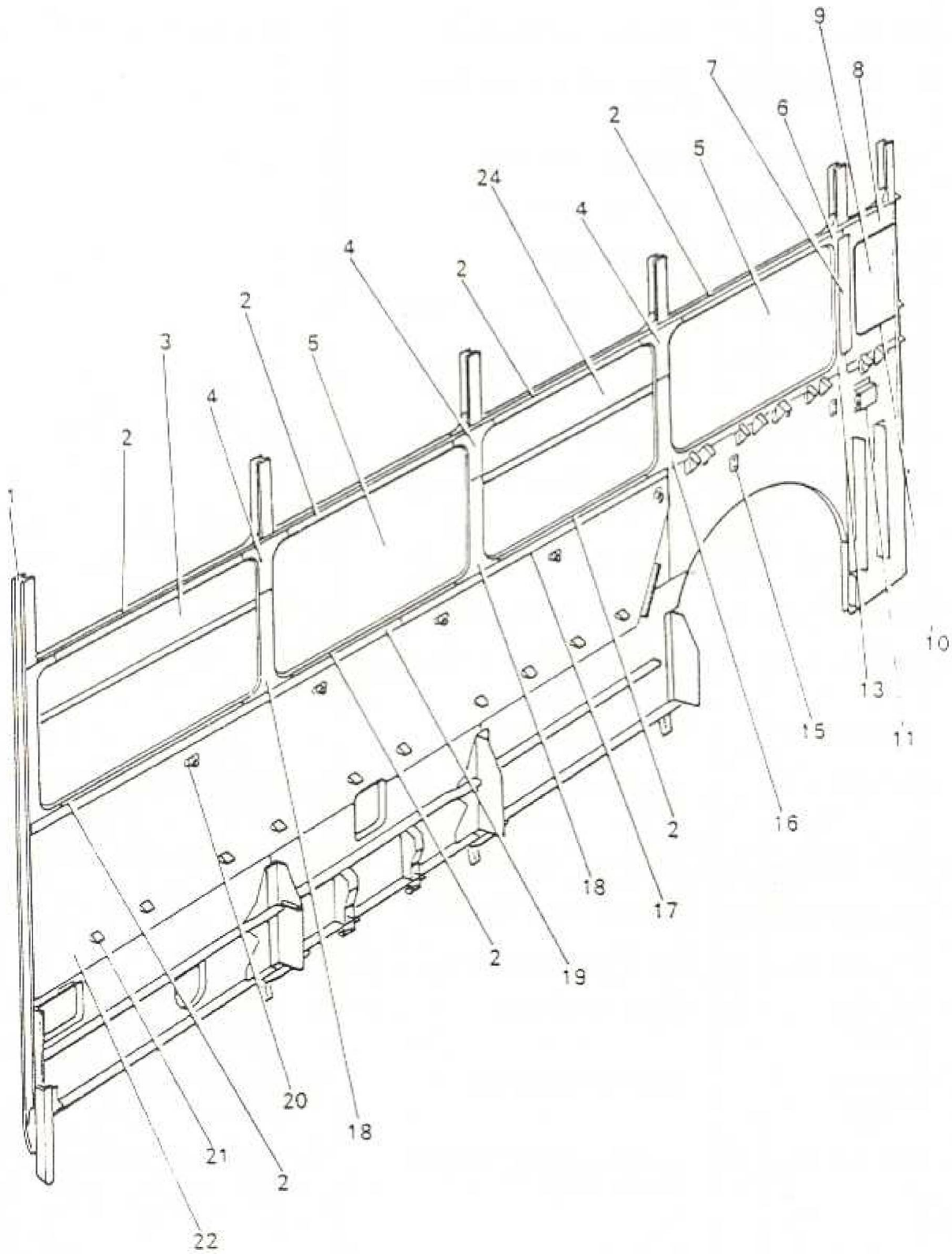


B8L/S SIDE FRAME
STRUCTURE N/S
INTERIOR VIEW

ITEM	MAN. REF.	PART NUMBER	ASSEMBLY = A		QTY.	REMARKS	ISSUE
			A/O	DETAIL = D			
			DESCRIPTION				
21		RM 003 34	D	Fixing Bkt Long'l Squab R/H	3		
22		RM 003 35	D	Fixing Bkt Long'l Squab Centre	1		
23		RM 003 36	D	Stress Panel Waist Cant, Sht Bay	1		
24		RM 003 37	D	Lifeguard Bkt No. 1 Pillar	1		
25		RM 003 38	D	Suppt Angle Long'l Seat Finisher	1		
26		RM 003 39	D	Fixing Bkt L/H Rear Seat	1		
27		RM 003 40	D	Fixing Bkt R/H Rear Seat	1		



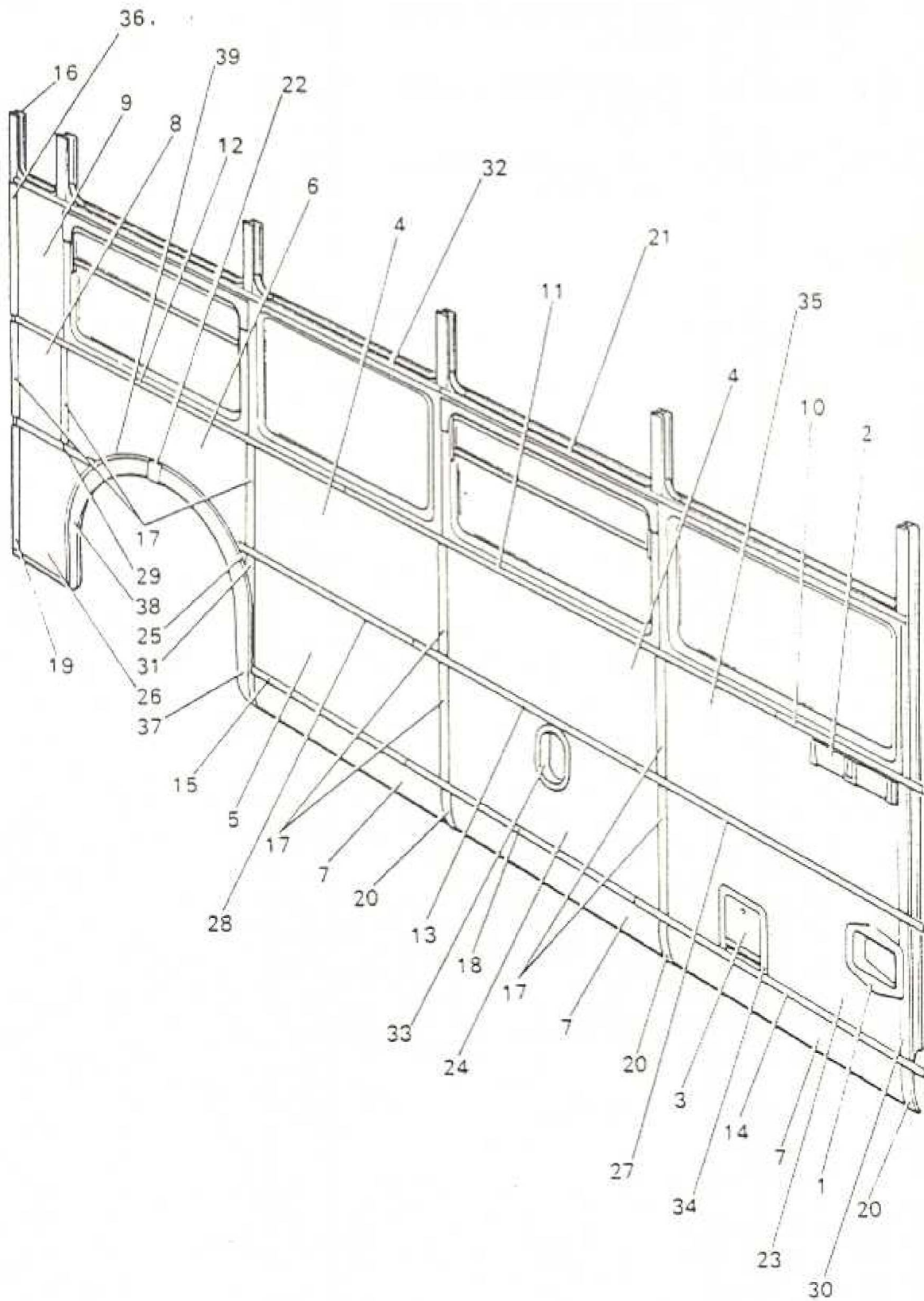
ITEM	MAN. REF.	PART NUMBER	A/D	ASSEMBLY - A	DETAIL - D	QTY.	REMARKS	ISSUE
				DESCRIPTION				
		RM 002 CL1	A	Arrangement of L/S Side Frame		1		
1		RM 004 CL1	A	Side Frame Structure		1	Ref B901 CL (C10)	
2		RM 001 CL39	D	Waist and Window Rail Finisher		7		
3		RM 065 CL1	A	Half Drop Window		1		
4		RM 001 CL38	D	Top Pillar Finisher		3		
5		RM 064 CL1	A	Fixed Window		2		
6		RM 001 CL41	D	Top Finisher No. 5 Pillar		1		
7		RM 002 CL34/R D	D	Int Vertical Mldg No. 5 Pillar		1		
8		RM 001 CL14	D	Ext Mldg, Waist Centre		1	Not fitted to RML	
9		RM 002 CL49	D	Leather Cloth Covering, Short Bay		1		
10		RM 002 CL30	D	Wheelarch Mldg.				
11		RM 001 PL25	D	Terminal Block Cover		1		
13		RM 001 CL40	D	Bottom Finisher - No. 5 Pillar		1		
15		RM 002 E31		Cable Cleat Thin		4		
16		RM 001 CL45		Bottom Finisher No. 4 Pillar		1	Made from RM 001 CL37	
17		RM 070 CL1	A	Int Waist Mldg Rear		1	Not fitted to LRM	
18		RM 001 CL37	D	Bottom Pillar Finisher		2		
19		RM 069 CL1	A	Int Waist Mldg Front		1		
20		RM 001 CL3/F	D	Seat Fixing Boss		5	Made from RM 001 CL2	
21		RM 001 CL47/F	D	Seat Mounting Bkt		10	Made from RM 001 CL46	
22		RM 002 CL48	D	Leather Cloth Covering Stress Panel		1	Not fitted RML	



B12

L/S SIDE FRAME,
OFF SIDE INTERIOR
VIEW

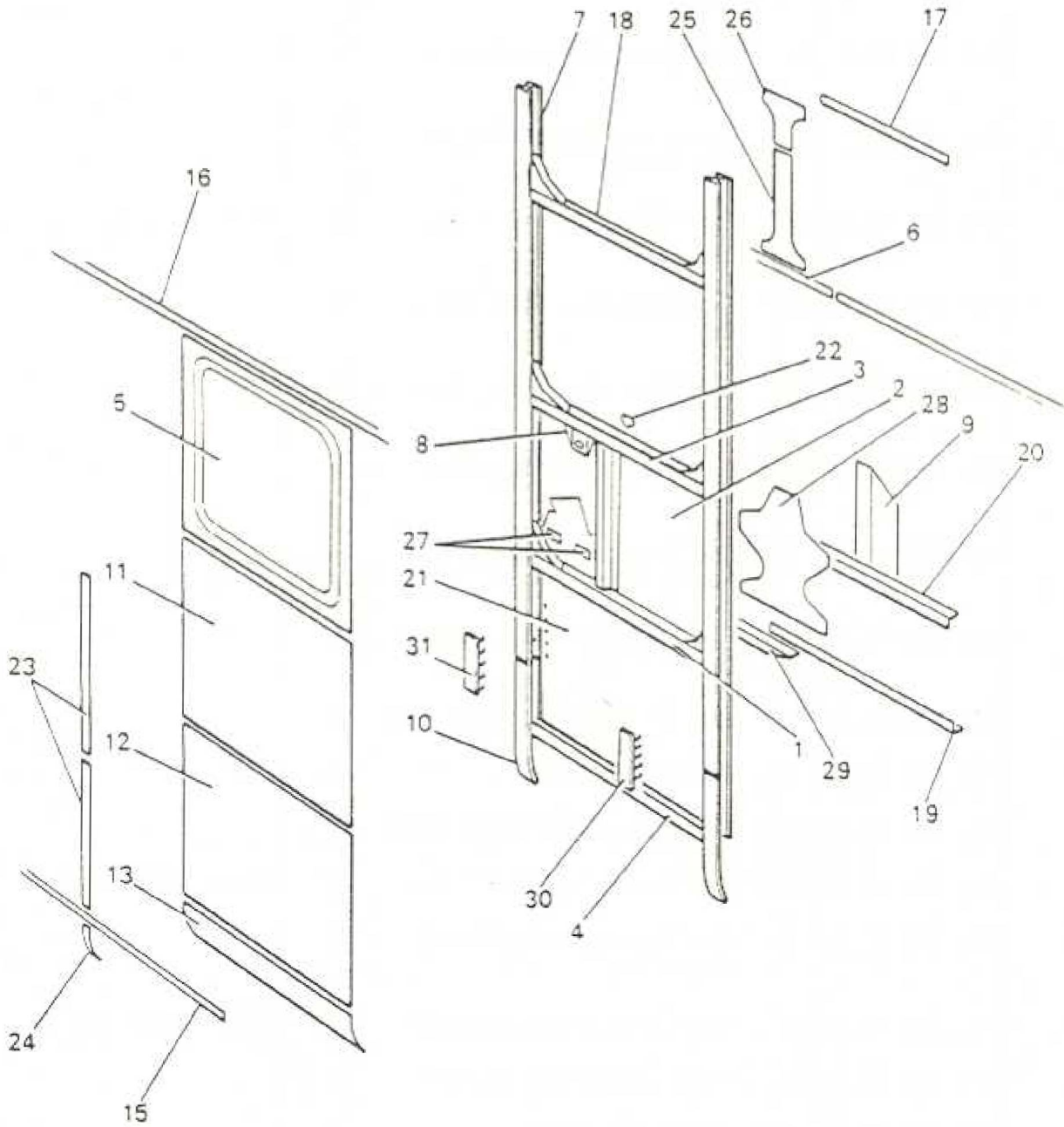
ITEM	MAN. REF.	PART NUMBER	ASSEMBLY - A		QTY.	REMARKS	ISSUE
			A/D	DETAIL - D			
DESCRIPTION							
24		RM 100 CL1	A	Half Drop Window Quick Action	1		
*		RM 083 CL1	A	Plastic Finisher - Waist to Cant	1		
*		RM 006 FL8	D	Capping Battery Valance No. 6 Pillar	1		



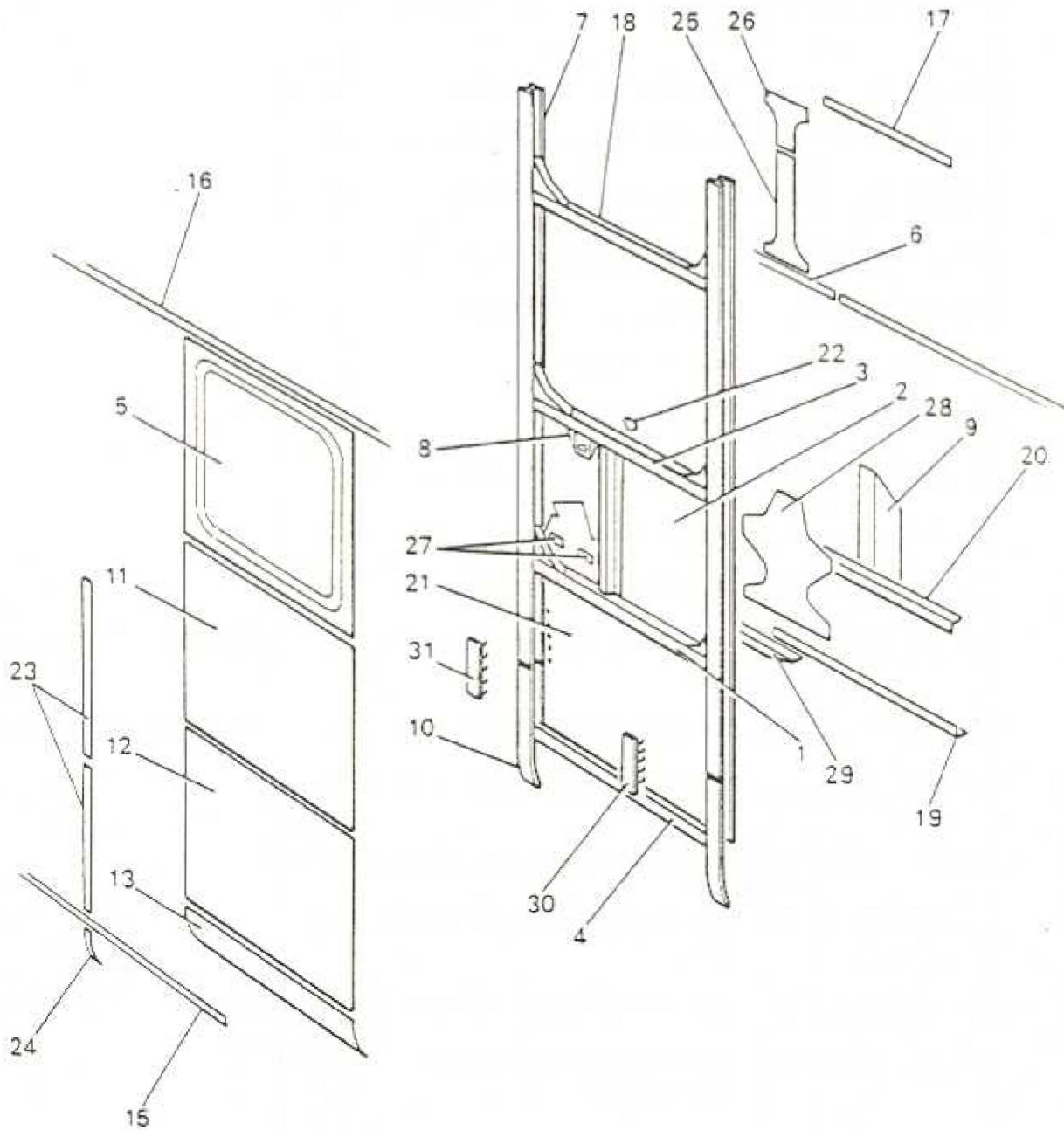
ITEM	MAN. REF.	PART NUMBER	A/D	ASSEMBLY - A	DETAIL - D	QTY.	REMARKS	ISSUE
				DESCRIPTION				
		RM 002 CL1	A	Arrangement of L/S Side Frame		1		
1		RM 068 CL1	A	Driver's Step		1		
2		RF 864 C1	A	Stencil Slide		1	After MOD BZ 422	
2		RM 071 CL1	A	Stencil Slide		1	Before MOD BZ 422	
3		RM 074 CL1	A	Door, Brake Fluid Tank		1		
4		RM 001 CL4	D	Ext Panel Top No. 2 & 3 Bays		2		
5		RM 001 CL6	D	Ext Panel Bottom No. 3 Bay		1		
6		RM 001 CL8	D	Ext Panel No. 4 Bay Top		1		
7		RM 001 CL9	D	Ext Valance Panel		3		
8		RM 001 CL10	D	Ext Panel, Top Short Bay		1		
9		RM 001 CL12	D	Ext Panel Waist Cant Short Bay		1		
10		RM 001 CL13	D	Ext Mldg Waist Front		1		
11		RM 001 CL14	D	Ext Mldg Waist Centre		1	Not fitted to RML	
12		RM 001 CL15	D	Ext Mldg Waist Rear		1		
13		RM 001 CL17	D	Ext Mldg No. 2 Bay Seat Rail		1		
14		RM 001 CL20	D	Ext Mldg No. 1 Bay Bottom		1		
15		RM 001 CL21	D	Ext Mldg No. 3 Bay Bottom		1		
16		RM 001 CL22	D	Ext Mldg - Short Bay		1		
17		RM 001 CL23	D	Ext Vertical Mldg		8		
18		RM 001 CL24	D	Ext Mldg No. 2 Bay Bottom		1		
19		RM 001 CL28	D	Ext Mldg Lower No. 6 Pillar		1		
20		RM 001 CL29	D	Ext Mldg Valance, 1, 2 & 3 Bay		3		

C4L/S SIDE FRAME
OFF SIDE EXTERIOR
VIEW

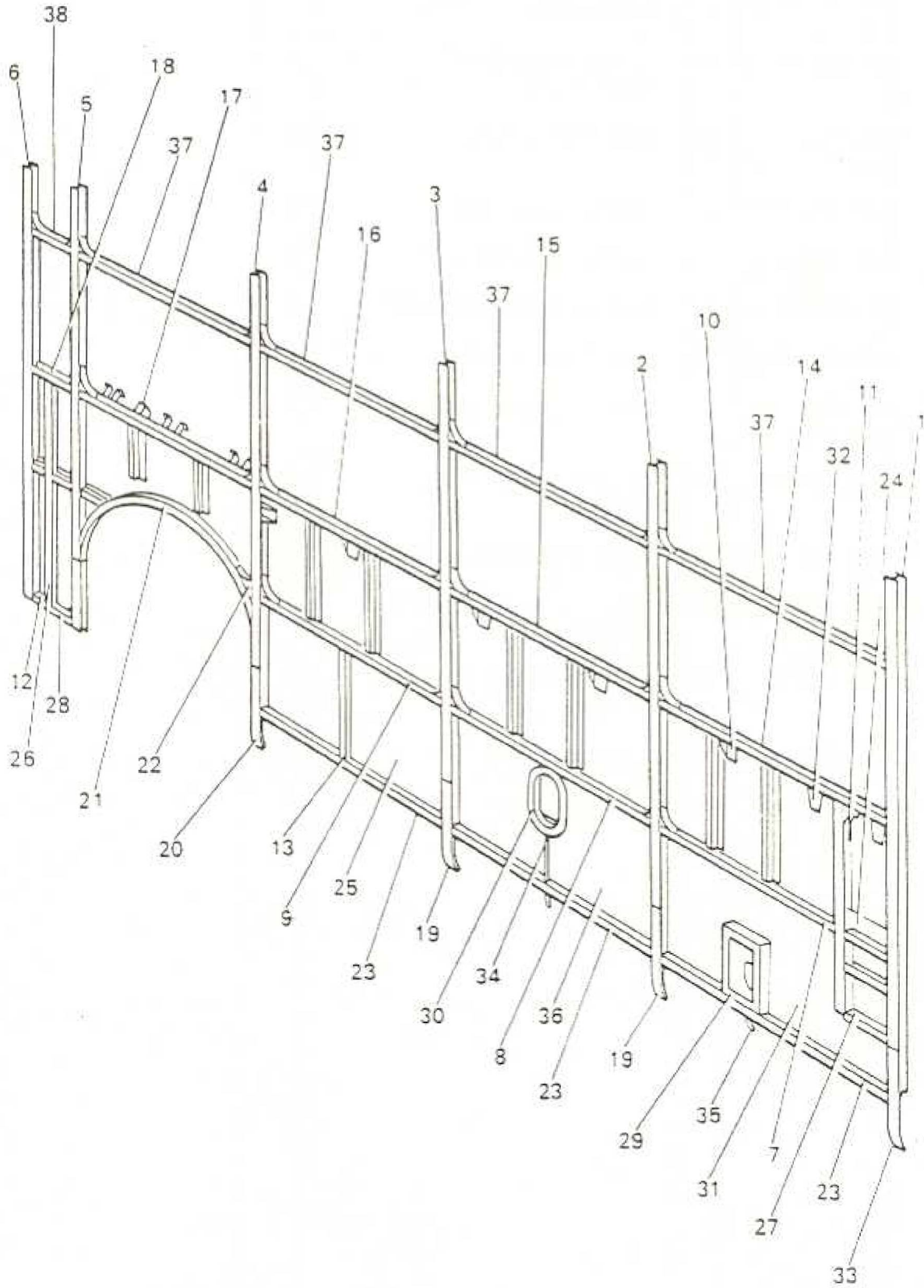
ITEM	MAN. REF.	PART NUMBER	A/D	ASSEMBLY = A	DETAIL = D	QTY.	REMARKS	ISSUE
				DESCRIPTION				
21		RM 001 CL31	D	Ext Mldg Window Rail Front		1		
22		RM 001 CL51	D	Rear Wing Joint Plate		1	After MOD 245	
23		RM 002 CL2	D	Ext Panel Bottom No. 1 Bay		1		
24		RM 002 CL3	D	Ext Panel Bottom No. 2 Bay		1		
25		RM 002 CL7	D	Ext Panel Bottom No. 4 Bay Front		1		
26		RM 001 CL54	D	Ext Panel Bottom Short Bay		1	After MOD 435	
27		RM 002 CL16	D	Ext Mldg Seat Rail No. 1 Bay		1		
28		RM 002 CL18	D	Ext Mldg No. 3 Bay Seat Rail		1		
29		RM 002 CL19	D	Ext Mldg Short Bay Seat Rail		1		
30		RM 002 CL25	D	Ext Vertical Mldg Lower No. 1 Pillar		1		
31		RM 002 CL26	D	Ext Vertical Mldg Lower No. 4 Pillar		1		
32		RM 002 CL32	D	Ext Window Rail Mldg Rear		1		
33		RM 002 CL33	D	Fuel Filter Mldg		1		
34		RM 002 CL35	D	Ext Mldg Brake Fluid Tank		1		
35		RM 001 CL53	D	Ext Panel Top No. 1 Bay		1	After MOD 435	
36		RM 002 CL45	D	Ext Vertical Mldg No. 6 Pillar Top		1		
37		RM 002 CL50	D	Rear Wing Front Section		1	After MOD 245	
38		RM 002 CL51	D	Rear Wing Rear Section		1		
39		RM 002 CL30	D	Wheelarch Mldg		1		



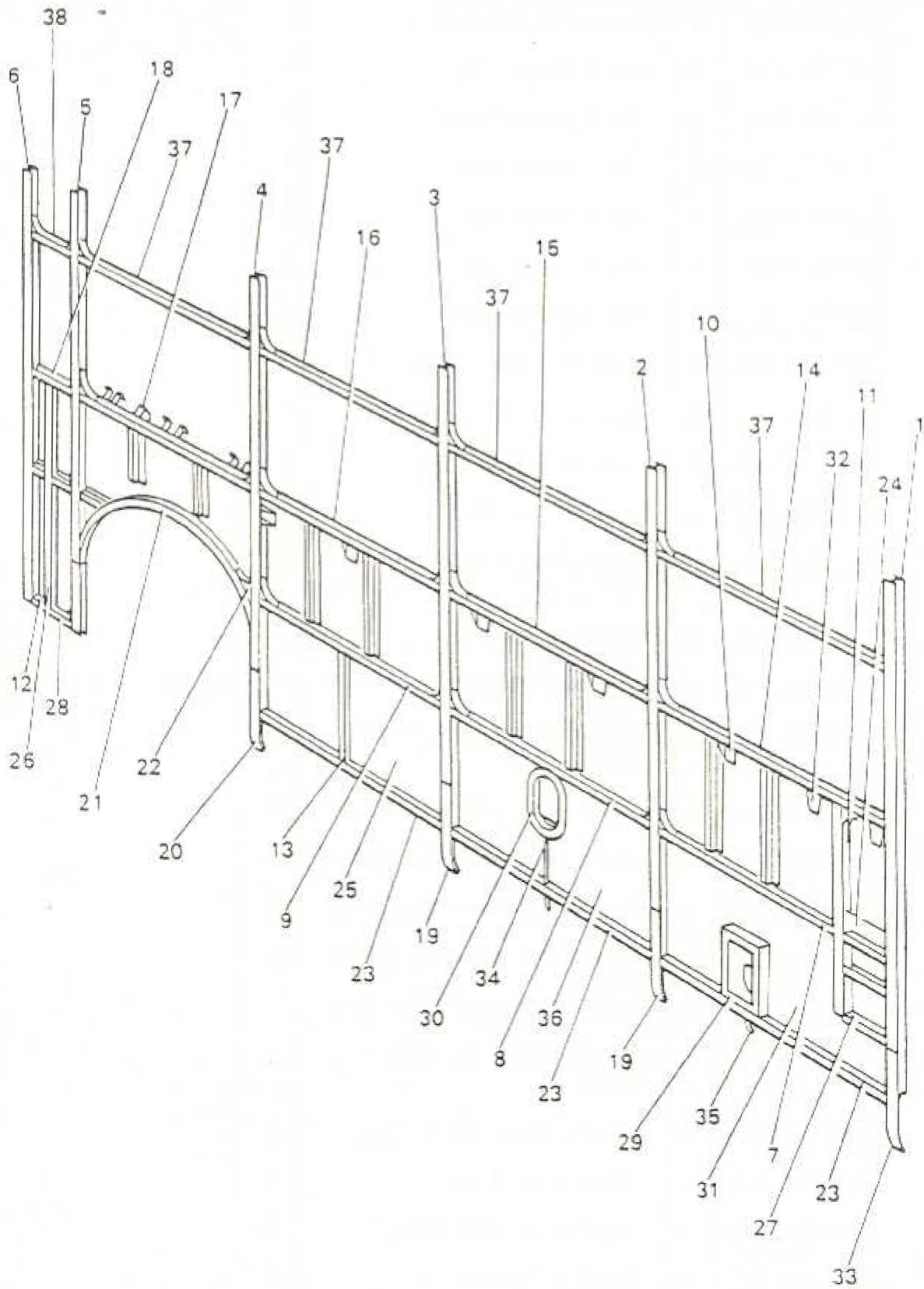
ITEM	MAN. REF.	PART NUMBER	ASSEMBLY = A		DETAIL = D		QTY.	REMARKS	ISSUE
			A/D	DESCRIPTION					
		RML BUS ONLY							
		ER 501 CL	A	Side Frame			1		
1		ER 018 CL1	A	Seat Rail Centre Bay			1		
2		ER 024 CL1	A	Stress Panel Upper Centre Bay			1		
3		ER 513 CL1	A	Waist Rail Centre Bay			1		
4		ER 515 CL1	A	Bottom Channel Centre Bay			1		
5		ER 502 CL	A	Emergency Exit Window No. 2 Bay			1		
6		ER 507 CL1	A	Fixed Window Centre Bay			1		
7		ER 508 CL1	A	Int Waist Mldg Rear			1		
8		RM 010 CL1	A	No. 3 Pillar Assy			1		
9		RM 027 CL1	A	Seat Fixing Bkt			1		
10		RM 033 CL1	A	Crossbar Conn Bkt R/H			1		
11		RM 047 CL1	A	No. 3 Stump Pillar			1		
12		ER 501 CL4	D	Ext Panel Top Centre Bay			1		
13		ER 501 CL6	D	Ext Panel Bottom Centre Bay			1	ADV BZ 291	
14		ER 501 CL12	D	Valance Panel Centre Bay			1	After ADV BC 417	
*		ER 001 CL14	D	Ext Mldg Waist, Bay 1, 2 & Centre			1		
*		ER 001 CL15	D	Ext Mldg Waist Bay 3 Front			1		
*		ER 001 CL18	D	Ext Mldg Seat Rail Centre Bay			1		
15		ER 001 CL21	D	Ext Mldg Bottom Centre Bay			1		
16		ER 001 CL32	D	Ext Mldg Window Rail Centre Bay			1		
17		ER 001 CL39	D	Waist & Window Rail Finisher, Centre Bay			2		
18		ER 501 CL11	D	Window Rail Centre Bay			1		
19		ER 003 CL12	D	Bottom Rail Centre Bay			1		



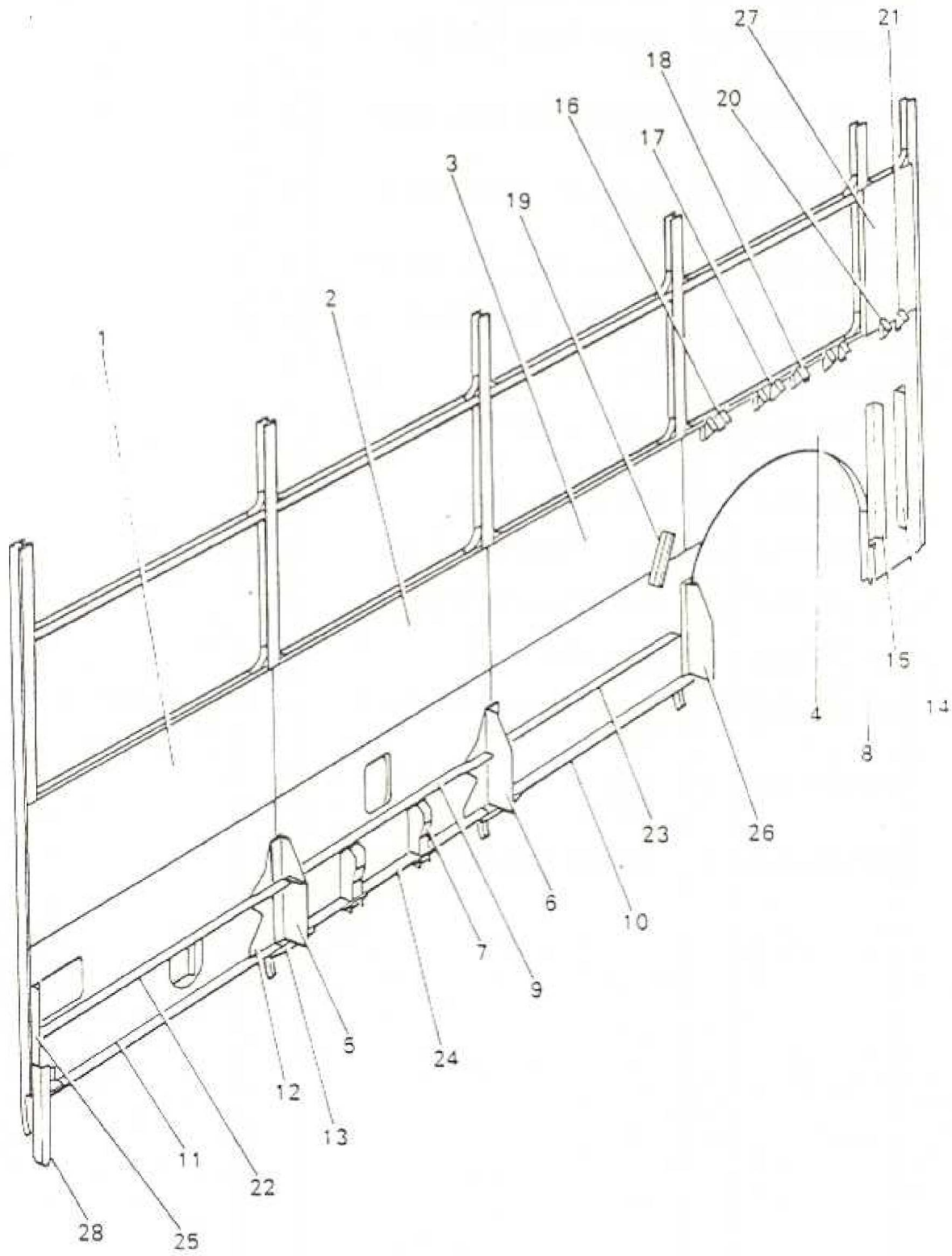
ITEM	MAN. REF.	PART NUMBER	A/D	ASSEMBLY = A	DETAIL = D	QTY.	REMARKS	ISSUE
				DESCRIPTION				
20		ER 004 CL11	D	Floor Support Angle - Centre Bay		1		
21		ER 004 CL19	D	Lower Stress Panel - Centre Bay		1		
22		RM 001 CL3/F	D	Seat Fixing Boss		1		
23		RM 001 CL23	D	Ext Vertical Mldg		2		
24		RM 001 CL29	D	Ext Mldg Vaiance Vertical		1		
25		RM 001 CL37	D	Bottom Pillar Finisher		1		
26		RM 001 CL38	D	Top Pillar Finisher		1		
27		RM 001 CL47/F	D	Seat Mounting Bkt		2		
28		RM 003 CL24	D	Gusset Plate - Pillar Bottom		1		
29		RM 003 CL27	D	Conn Channel Bottom Rail		1		
30		RM 003 CL31	D	Bolt Retaining Channel 4 hole		1		
31		RM 003 CL32	D	Bolt Retaining Channel 5 hole		1		
*		ER 501 P2T	D	Lifeguard Slat		1		
*		RM 108 N1	D	Lifeguard Iron		1		



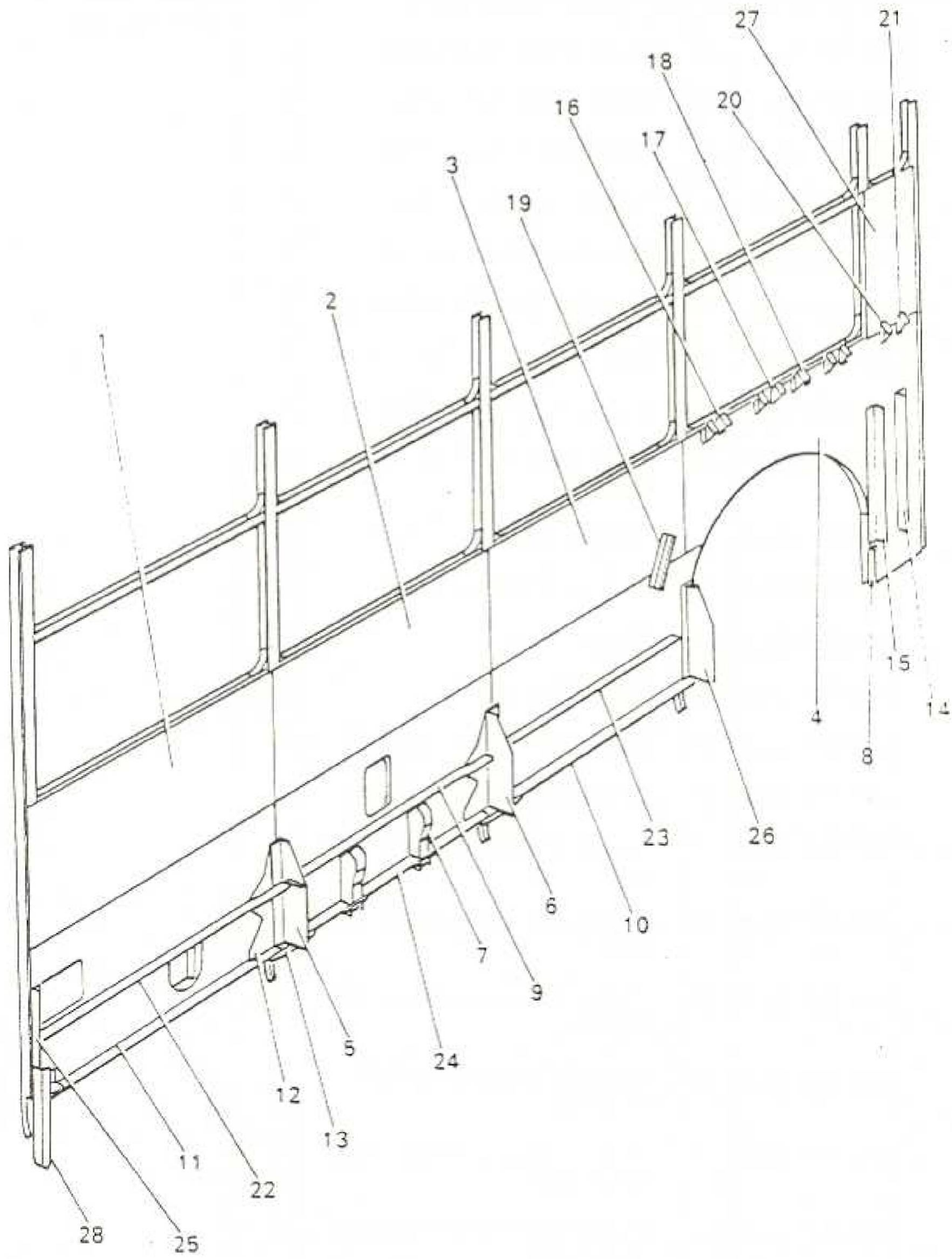
ITEM	MAN. REF.	PART NUMBER	A/O	ASSEMBLY • A	DETAIL • D	QTY.	REMARKS	ISSUE
				DESCRIPTION				
		RM 004 CL1	A	Side Frame Structure		1	Ref RM 002 CL1 E901 CL (E10)	
1		RM 006 CL1	A	No. 1 Pillar Assy		1		
2		RM 008 CL1	A	No. 2 Pillar Assy		1		
3		RM 010 CL1	A	No. 3 Pillar Assy		1		
4		RM 012 CL1	A	No. 4 Pillar Assy		1		
5		RM 029 CL1	A	No. 5 Pillar Assy		1		
6		RM 031 CL1	A	No. 6 Pillar Assy		1		
7		RM 014 CL1	A	Seat Rail No. 1 Bay		1		
8		RM 016 CL1	A	Seat Rail No. 2 Bay		1		
9		RM 018 CL1	A	Seat Rail No. 3 Bay		1		
10		RM 027 CL1	A	Seat Fixing Bkt		5		
11		RM 035 CL1	A	Intermediate Pillar No. 1 Bay		1		
12		RM 038 CL1	A	Bkt Assy Short Bay		1	After MOD 72	
12		RM 038 CL1	A	Bkt Assy Short Bay		2	Before MOD 72	
13		RM 039 CL1	A	Anti-Drumming Stiffener Assy		1		
14		RM 040 CL1	A	Waist Rail Assy No. 1 Bay		1		
15		RM 041 CL1	A	Waist Rail Assy No. 2 Bay		1		
16		RM 042 CL1	A	Waist Rail Assy No. 3 Bay		1		
17		RM 044 CL1	A	Waist Rail Assy No. 4 Bay		1		
18		RM 046 CL1	A	Waist Rail Assy Short Bay		1		
19		RM 047 CL1	A	Stump Pillar No. 2 & 3 Bays		2		
20		RM 049 CL1	A	Stump Pillar No. 4 Bay		1		
21		RM 051 CL1	A	Wheelarch Channel		1		
22		RM 053 CL1	A	Bkt Pillar W/A Rail		1		
23		RM 054 CL1	A	Bottom Channel No. 1, 2 & 3 Bays		3		



ITEM	MAN. REF.	PART NUMBER	A/D	ASSEMBLY = A	DETAIL = D	QTY.	REMARKS	ISSUE
				DESCRIPTION				
24		RM 055 CL1	A	Driver's Step Bkt		1		
25		RM 004 CL19	D	Lower Stress Panel No. 3 Bay		1		
26		RM 004 CL20	D	Intermediate Pillar Short Bay		1		
27		RM 056 CL1	A	Stiffener Channel No. 1 Bay		1		
28		RM 060 CL1	A	Bottom Channel Short Bay		1		
29		RM 062 CL1	A	Door Bkt Brake Fluid Tank		1		
30		RM 063 CL1	A	Drip Channel		1		
31		RM 066 CL1	A	Lower Stress Panel No. 1 Bay		1		
32		RM 072 CL1	A	Bkt Stencil Slide		2		
33		RM 073 CL1	A	Stump Pillar No. 1 Bay		1		
34		RM 076 CL1	A	Drip Pipe, Drip Channel		1		
35		RM 077 CL1	A	Drip Pipe		1		
36		RM 089 CL1	A	Lower Stress Panel No. 2 Bay		1	After MOD 36	
37		RM 003 CL2	D	Window Rail 1, 2, 3 & 4 Bays		4		
38		RM 003 CL3	D	Window Rail, Short Bay		1		

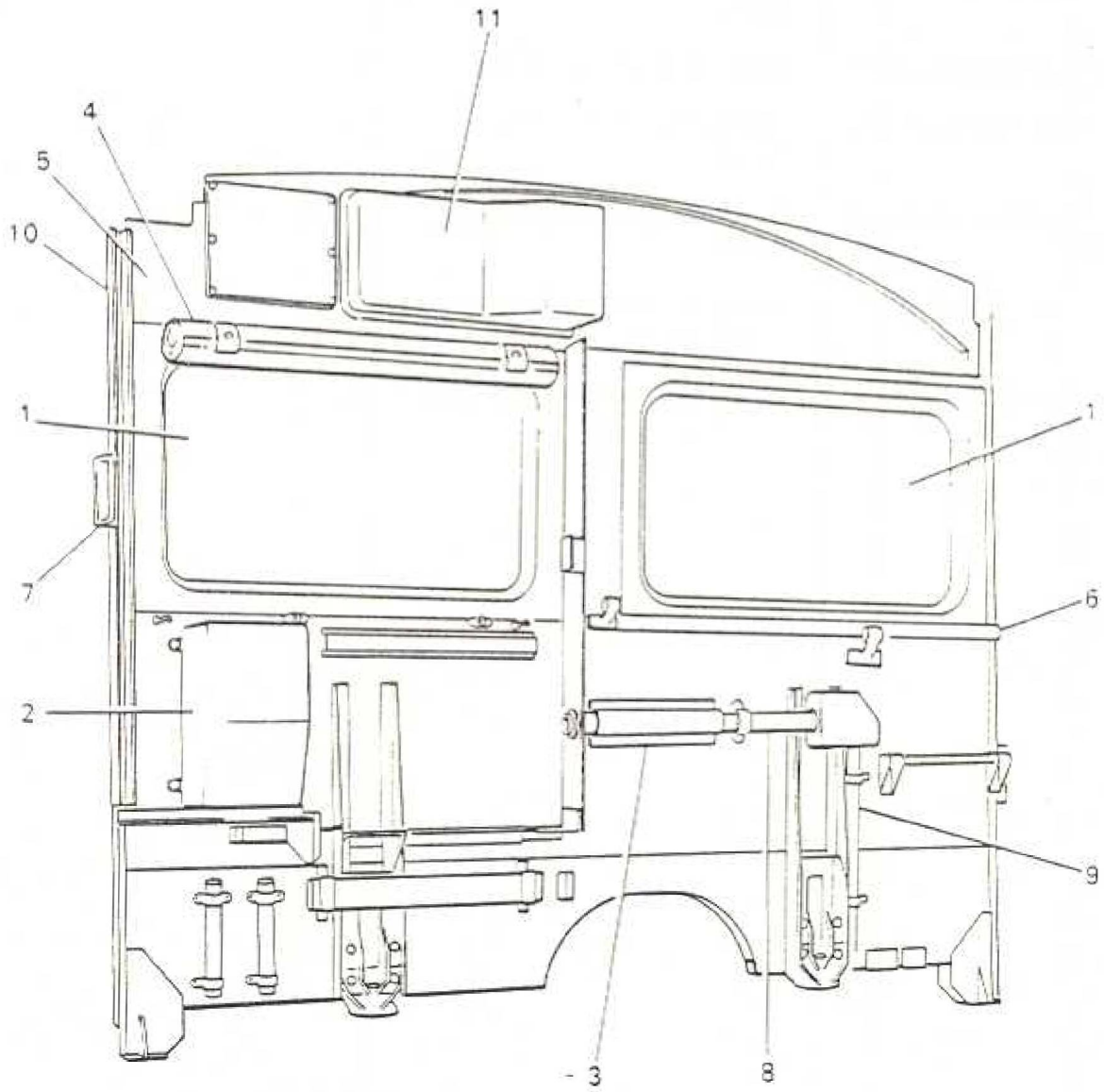


ITEM	MAN. REF.	PART NUMBER	A/D	ASSEMBLY = A	DETAIL = D	QTY.	REMARKS	ISSUE
				DESCRIPTION				
		RM 004 CL1	A	Side Frame Structure		1	Ref RM 002 CL1 B901 CL (610)	
1		RM 020 CL1	A	Stress Panel No. 1 Bay		1		
2		RM 022 CL1	A	Stress Panel No. 2 Bay		1		
3		RM 024 CL1	A	Stress Panel No. 3 Bay		1		
4		RM 026 CL1	A	Stress Panel No. 4 Bay		1		
5		RM 032 CL1	A	Crossbar Conn Bkt L/H		1		
6		RM 033 CL1	A	Crossbar Conn Bkt R/H		1		
7		RM 078 CL1	A	Tank Bkt No. 2 Bay		2		
8		RM 085 CL1	A	Fixing Angle Rear Section		1		
9		RM 003 CL10	D	Floor Support Angle No. 2 Bay		1		
10		RM 003 CL12	D	Bottom Rail No. 3 Bay		1		
11		RM 003 CL13	D	Bottom Rail No. 1 Bay		1		
12		RM 003 CL24	D	Gusset Plate		2		
13		RM 003 CL27	D	Conn Channel		2		
14		RM 003 CL29	D	Diaphragm Conn Bkt L/H		1		
15		RM 003 CL30	D	Diaphragm Conn Bkt R/H		1		
16		RM 003 CL33	D	Fixing Bkt Long Squab Fab L/H		3		
17		RM 003 CL34	D	Fixing Bkt Long Squab Fab R/H		3		
18		RM 003 CL35	D	Fixing Bkt Long Squab Fab Centre		1		
19		RM 003 CL38	D	Support Angle Long Seat Finisher		1		
20		RM 003 CL39	D	Fixing Bkt L/H Rear Seat Short Bay		1		
21		RM 003 CL40	D	Fixing Bkt R/H Rear Seat Short Bay		1		

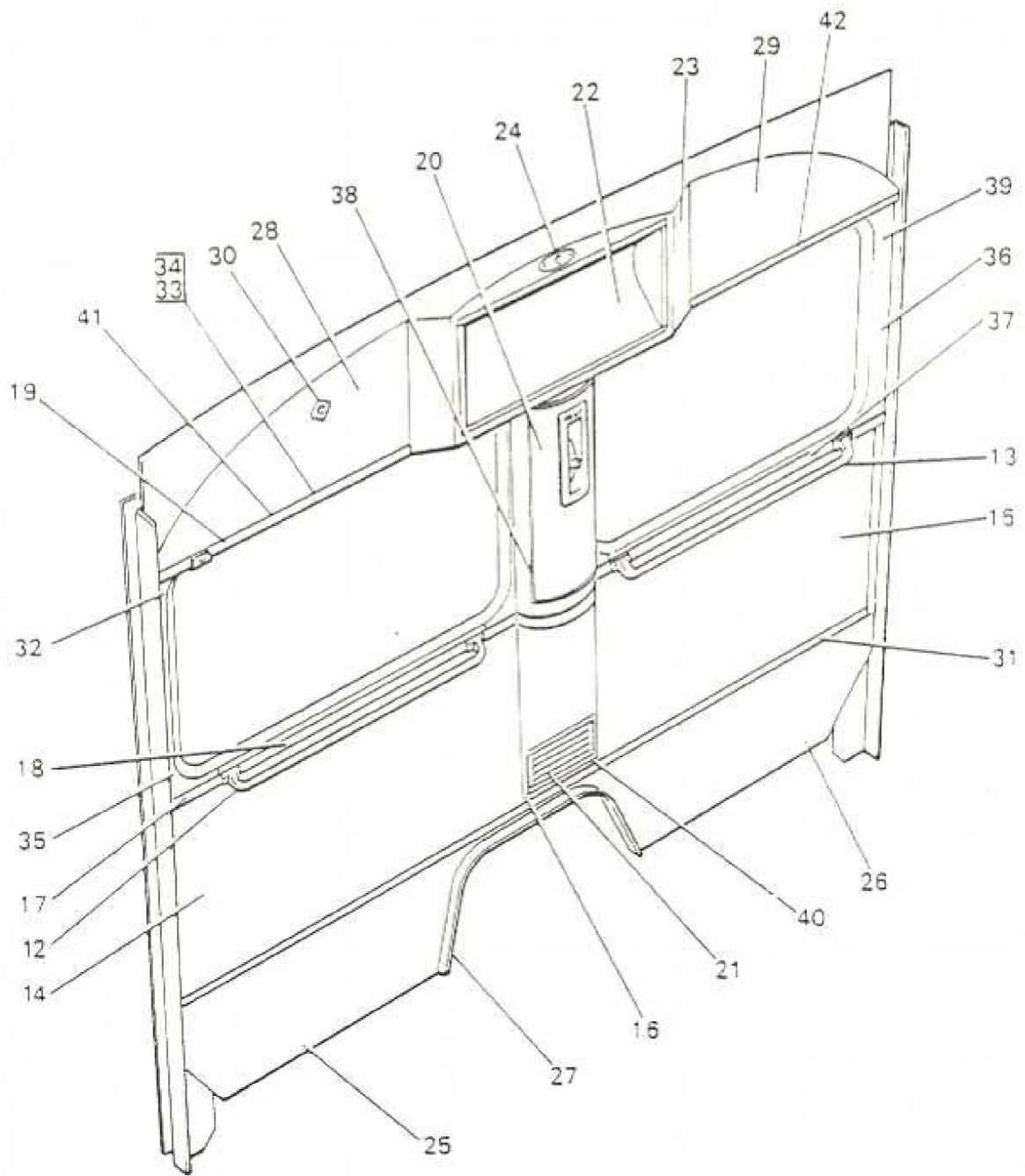


D4L/S SIDE FRAME STRUCTURE
OFFSIDE, INTERIOR VIEWFICHE NO:
B901CL

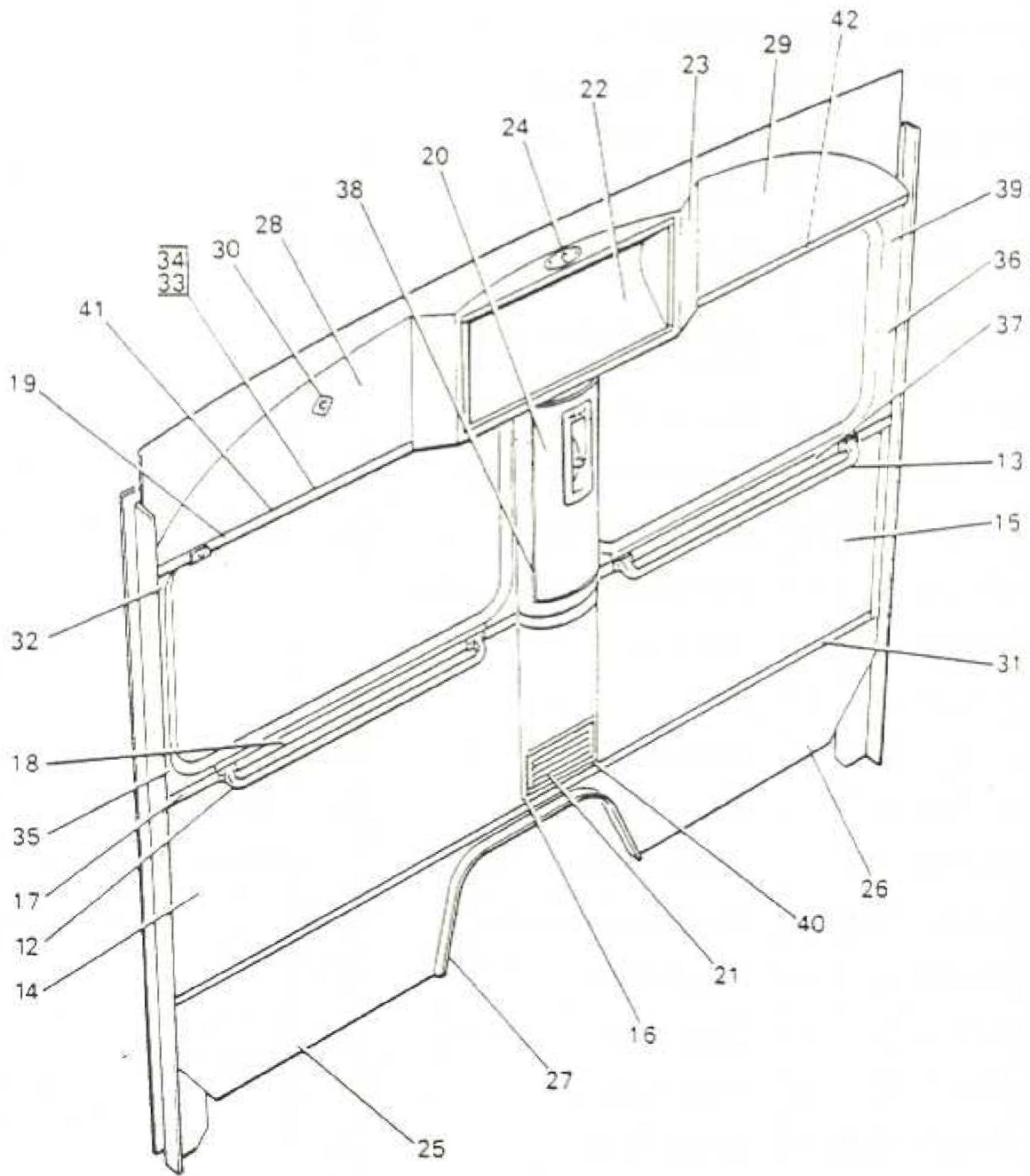
ITEM	MAN. REF.	PART NUMBER	A/D	ASSEMBLY - A	DETAIL - D	QTY.	REMARKS	ISSUE
				DESCRIPTION				
22		RM 004 CL9	D	Floor Support Angle No. 1 Bay		1		
23		RM 004 CL11	D	Floor Support Angle No. 3 Bay		1		
24		RM 004 CL14	D	Bottom Rail No. 2 Bay		1		
25		RM 004 CL22	D	Stump Pillar Bkt No. 1 Pillar		1		
26		RM 004 CL23	D	Crossbar Conn Bkt No. 4 Pillar		1		
27		RM 004 CL24	D	Stress Panel Waist Cant Short Bay		1		
28		RM 004 CL37	D	Lifeguard Bkt No. 1 Pillar		1		



ITEM	MAN. REF.	PART NUMBER	A/D	ASSEMBLY - A	DETAIL - D	QTY.	REMARKS	ISSUE
				DESCRIPTION				
		RM 001 E	A	L/S Front Bulkhead		1		
		RM 002 E1	A	Front Bulkhead Structure		1	Ref B901 EL (E8)	
1		RM 023 E1	A	Fixed Light N/S & O/S		2		
2		RM 028 E1/G	A	Dynamo Control Panel		1		
*		RM 029 E1	A	Base Plate		1		
3		RM 055 E1	A	Heat Shield - Conduit		1		
4		RM 066 E1	A	Folding Blind O/S Drivers		1		
*		21133-607	A	Eyelet and Ring		4		
*		RM 067 E1T	A	Stiffening Slat		1		
*		RM 425 E1	A	Hook		2		
*		RM 068 E1	A	Blind Block		1		
*		RM 005 D1	A	Driver's Seat		1	Ref B901 EL (E6)	
*		RM 009 N1	A	Bonnet Hinge Knuckle N/S & O/S		2		
5		RM 018 P1/M	A	Header Panel - Cab Side		1		
6		RM 001 E16	D	Waist Mldg N/S Ext		1		
7		RM 001 E18	D	Grab Handle		2		
8		RM 001 E19	D	Crosswise Conduit N/S		1		
9		RM 001 E20	D	Vertical Conduit N/S		1		
*		RM 001 E21	D	Conduit Vertical - Driver's Cab		1		
*		RM 001 E22	D	Bkt - Licence Holder		1		
10		RM 016 D2	D	Door Buffer Channel		1		
11		RM 062 E2/M	D	Gearbox Control Panel Cover		1	After MOD BZ 324	
*	MEK	17/704	D	Circular Mounting		2	After MOD 29	



ITEM	MAN. REF	PART NUMBER	A.O	ASSEMBLY	DETAIL	QTY	REMARKS	ISSUE
				A	D			
12		RM 035 E1	A			1		
13		RM 036 E1	A			1		
14		RM 037 E1	A			1		
15		RM 038 E1	A			1		
16		RM 040 E1	A			1		
17		RM 043 E1	A			2		
18		RM 044 E1	A			2		
19		RM 065 E1	A			1		
*		RM 056 E1	A			1		
*		RM 063 E1	A			1	Before MOD 180	
*		RM 064 E1	A			1		
*		RM 057 E1/E	A			1		
*		RM 058 E1/E	A			1		
*		RM 074 E1/F	A			1		
*		RM 075 E1	A			1	After MOD 180	
*		RM 076 E1/F	A			1	Before MOD 373	
*		RM 077 E1/E	A			1		
20		RM 093 E1/F	A			1		
*		RM 094 E1	A			1	After MOD 373	
*		RM 075 E1	A			1		
21		RM 076 E1/F	A			1		
*		RM 079 E1	A			1	After ADV BE 249	
22		RM 088 E1	A			1		
23		RM 089 E1	A			1	After MOD 370 and After ADV BE 269	



ITEM	MAN REF	PART NUMBER	ASSEMBLY * A		DETAIL * D		QTY	REMARKS	ISSUE
			A.D			DESCRIPTION			
24		RM 090 E1	A			Lock Advert Box	1		
*		22112-816	A			Budget Lock R/H	1		
25		RM 001 E2	D			Kicking Panel - N/S	1		
26		RM 001 E3	D			Kicking Panel - O/S	1		
27		RM 001 E4/F	D			Angle Finisher - Flywheel Cowl	1		
28		RM 001 E5/E	D			Header Panel - N/S Saloon	1		
29		RM 001 E6/E	D			Header Panel - O/S Saloon	1		
30		RM 001 E9	D			Ferrule Bell Cord	1		
31		RM 001 E12/FD	D			Kicking Panel Top Mldg	1		
32		RM 001 E23	D			Plastic Finisher - N/S Top Corner	1	After MOD 198	
33		RM 001 E24	D			Plastic Finisher - N/S Top	1		
34		RM 001 E25	D			Plastic Finisher - N/S Centre	1		
*		RM 001 E26	D			Plastic Finisher N/S Top Centre Corner	1	After ADV BZ 1010	
35		RM 001 E27	D			Plastic Finisher - N/S Pillar	1		
36		RM 001 E28	D			Plastic Finisher - O/S Pillar	1		
37		RM UU1 E29	D			Plastic Finisher - N/S & O/S	2		
38		RM 001 E30	D			Plastic Finisher - Centre Vertical N/S & O/S	2		
*		RM 001 E31	D			Plastic Finisher - Top Centre	1	Before MOD 180	

