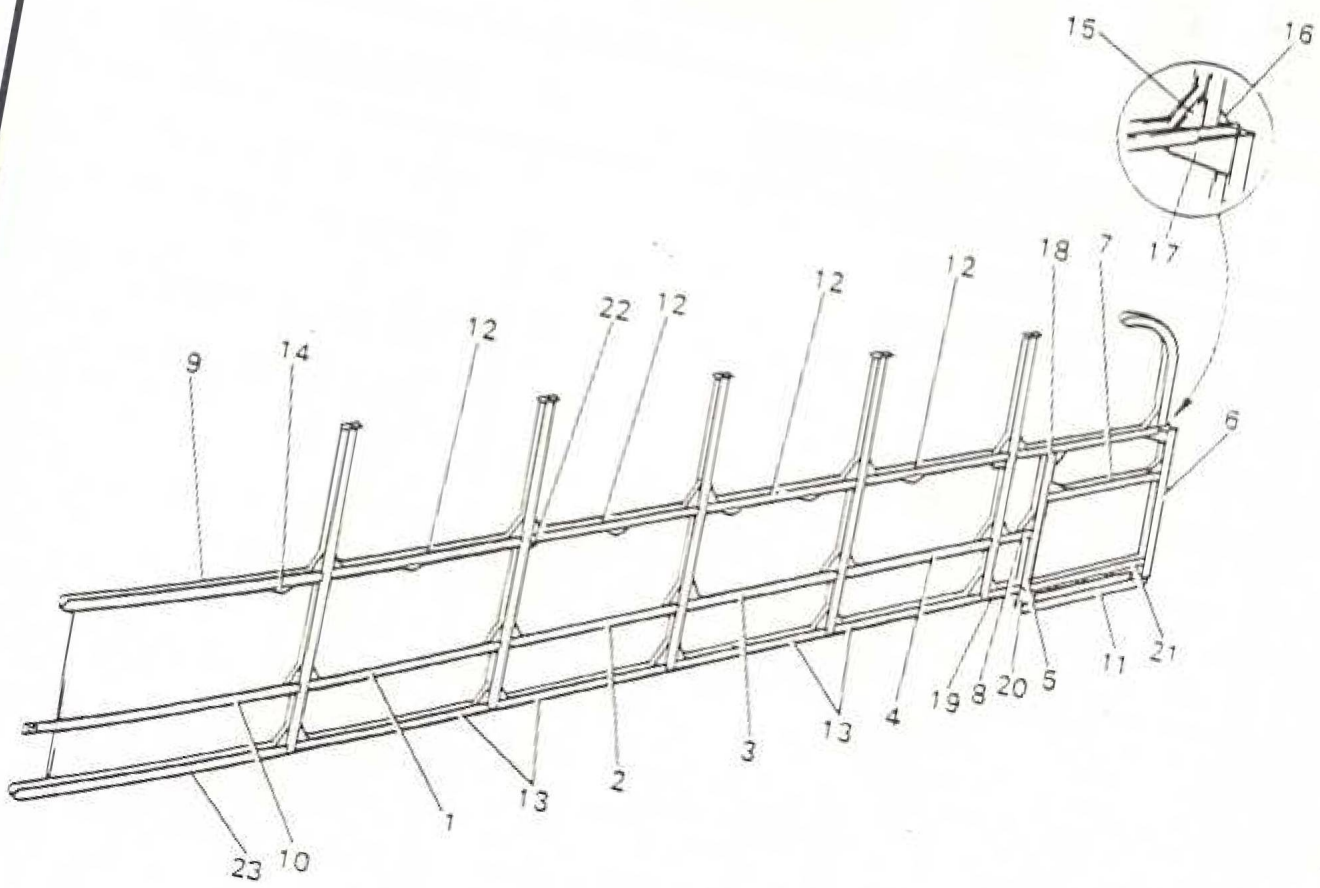


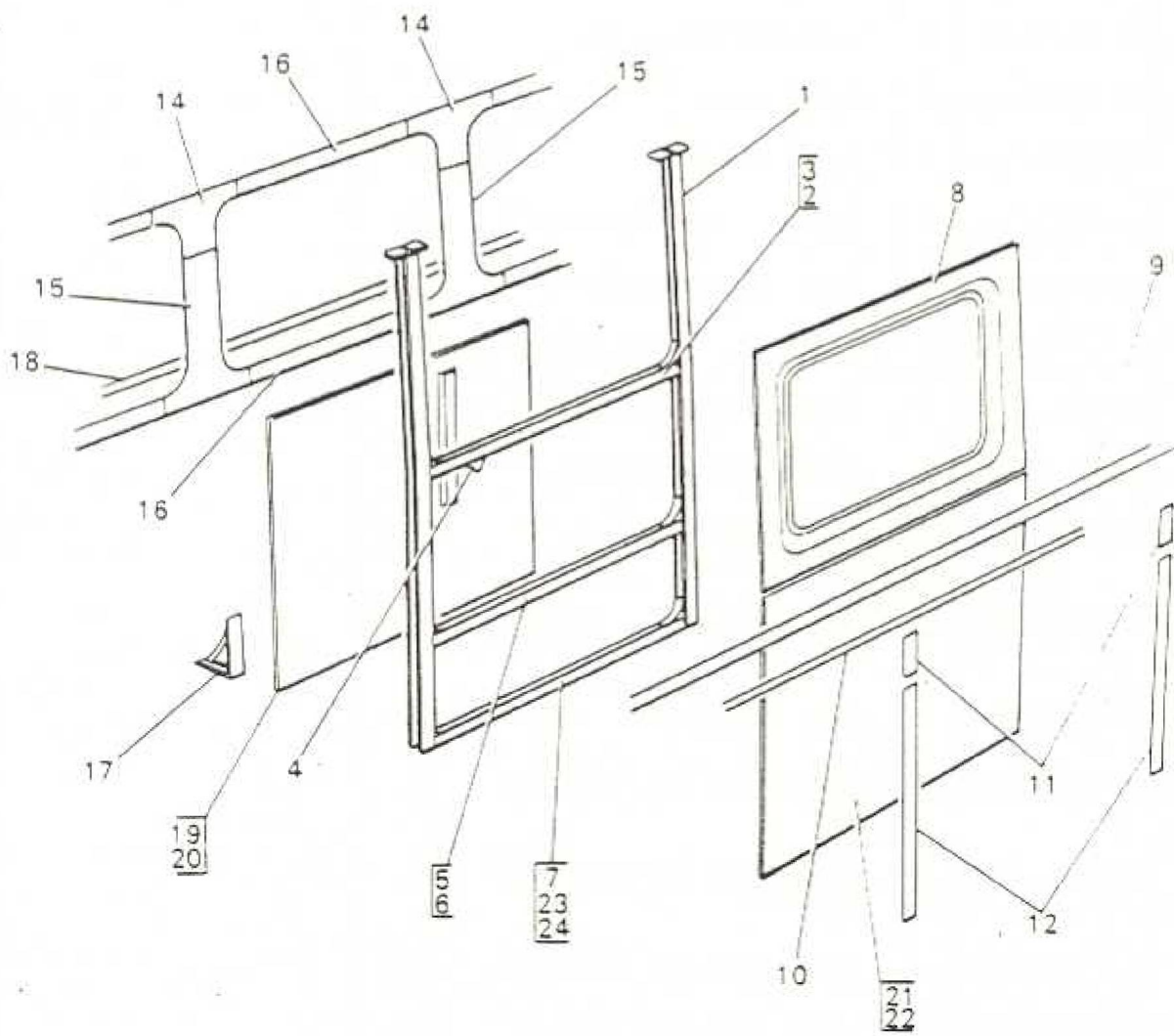
A1

# Index

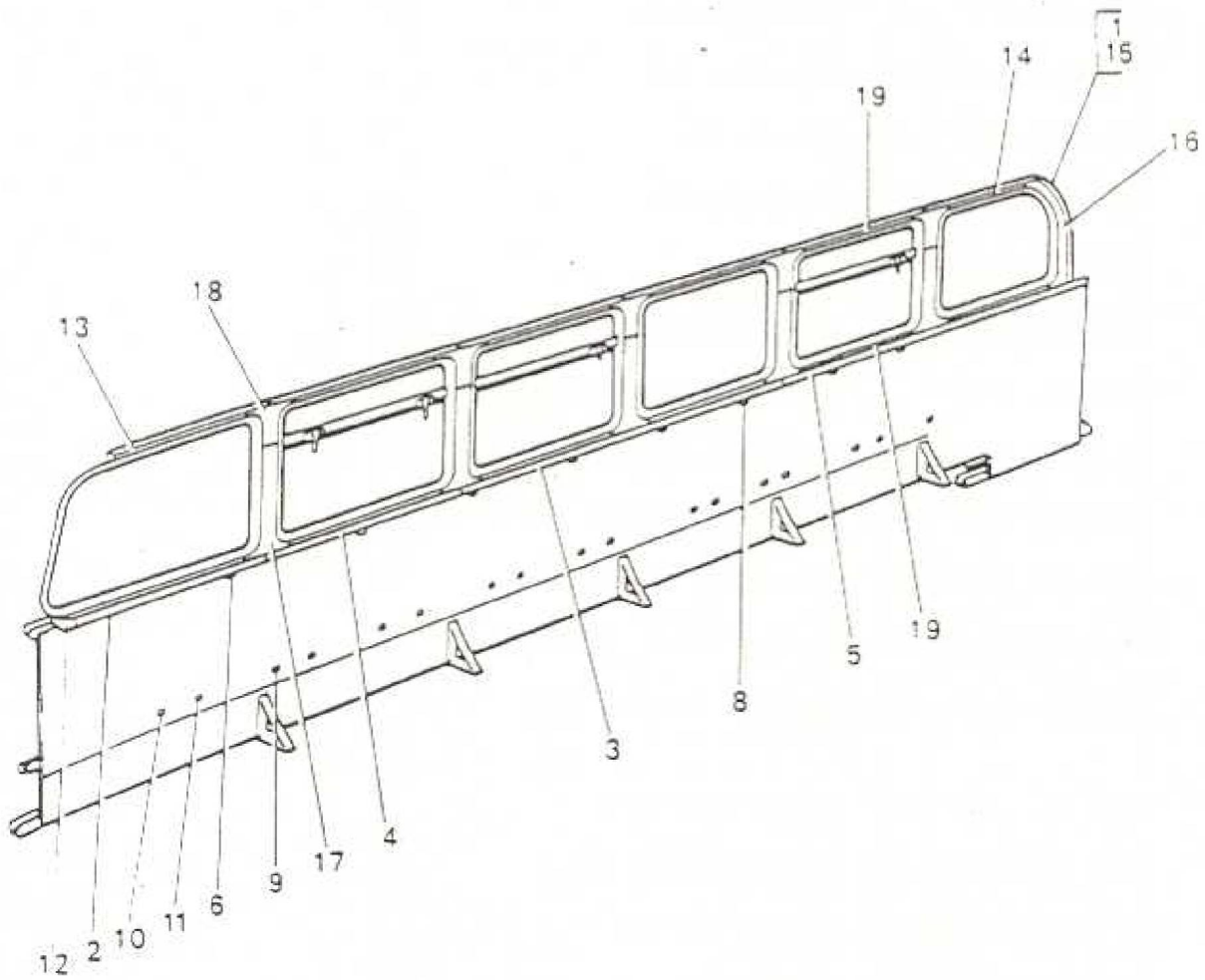
DESCRIPTION	FRAME NO.
SIDE FRAME STRUCTURE	A2 to B4 (B901 CU)
SIDE FRAME ILLUMINATED ADVERTS	B5 to C3 (B901 CU)
FRONT FRAME	C8 to D10 (B901 EU)
REAR FRAME & DOME	E1 to E6 (B901 FU)



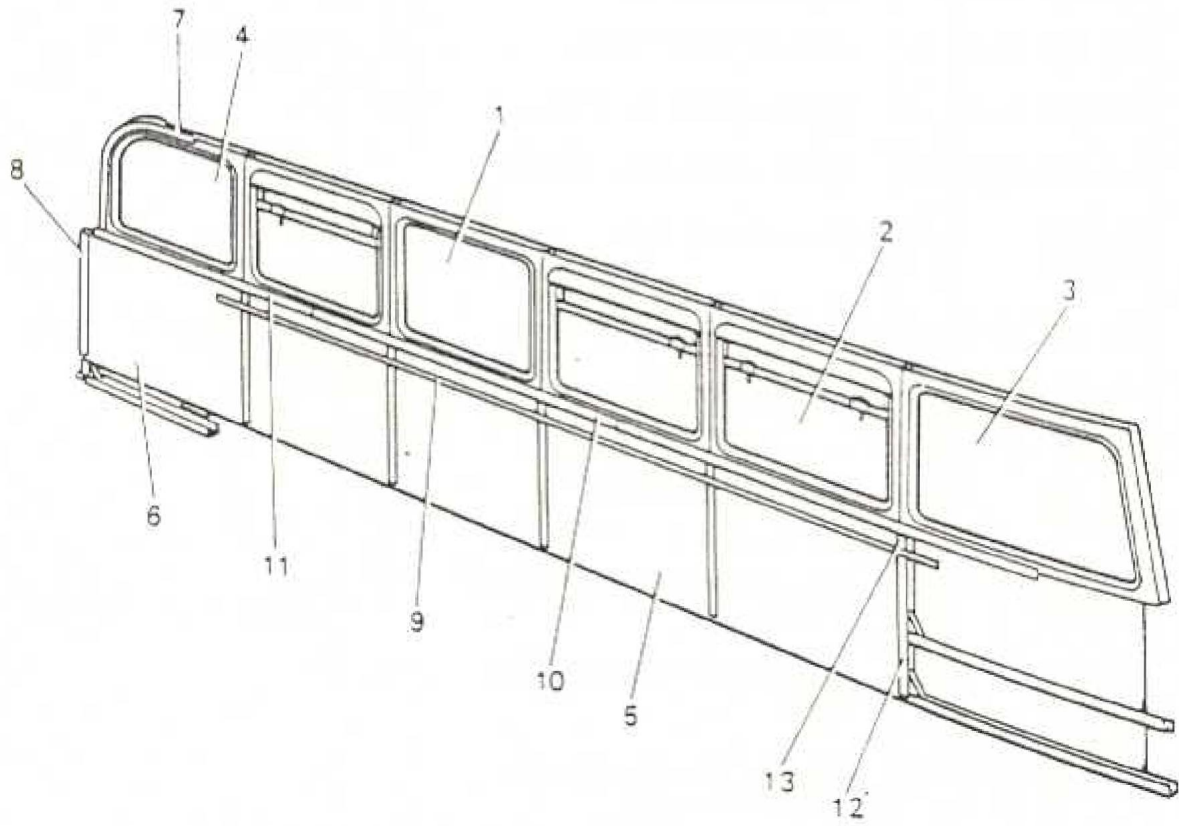
ITEM	MAN REF	PART NUMBER	A/D	ASSEMBLY - A	DETAIL - D	QTY	REMARKS	ISSUE
				DESCRIPTION				
		RM 003 CU1	A	Side Frame Structure		1	Ref RM 001 CU1/CU B901 CU (E2)	
1		RM 011 CU1	A	Seat Rail No. 1 Bay		1		
2		RM 013 CU1	A	Seat Rail No. 2 Bay		1		
3		RM 015 CU1	A	Seat Rail No. 3 Bay		1		
4		RM 017 CU1	A	Seat Rail No. 4 Bay		1		
5		RM 029 CU1	A	No. 6 Pillar		1		
6		RM 030 CU1	A	No. 7 Pillar		1		
7		RM 032 CU1	A	Indicator Box Top Rail		1		
8		RM 033 CU1	A	Seat Rail Short Bay		1		
9		RM 041 CU1	A	Waist Rail Front Bay		1		
10		RM 045 CU1	A	Seat Rail Front Bay		1		
11		RM 048 CU1	A	Crib Rail Rear Bay		1		
12		RM 003 CU2	D	Waist Rail No. 1, 2, 3 & 4 Bays		4		
13		RM 003 CU3	D	Bottom Rail No. 1, 2, 3 & 4 Bays		4		
14		RM 003 CU5	D	Seat Fixing Bkt		8		
15		RM 003 CU6	D	Waist Rail Bkt Rear Bay L/H		1		
16		RM 003 CU7	D	Waist Rail Bkt Rear Bay R/H		1		
17		RM 003 CU8	D	Waist Rail Bkt Rear Bay		1		
18		RM 003 CU10	D	Waist Rail Rear Bay		1		
19		RM 003 CU11	D	Bottom Rail Short Bay		1		
20		RM 003 CU12	D	Bottom Rail Bkt Rear Bay		1		
21		RM 003 CU13	D	Bottom Rail Rear Bay		1		
22		RM 003 CU16	D	Seat Fixing Bkt No. 2 Bay		1		
23		RM 003 CU19	D	Bottom Rail Front Bay		1		




ITEM	MAN REF	PART NUMBER	ASSEMBLY - A		QTY.	REMARKS	ISSUE
			A/D	DETAIL - D			
			DESCRIPTION				
		ER 501 CU	A	U/S Side Bay - Centre Bay	1	N/S & O/S	
1		RM 005 CU1	A	Pillar	2		
2		ER 003 CU2	A	Waist Rail N/S	1		
3		ER 004 CU2	A	Waist Rail O/S	1		
4		RM 003 CU5	A	Seat Fixing Bkt	2		
5		ER 015 CU1	A	Seat Rail N/S	1		
6		ER 016 CU1	A	Seat Rail O/S	1		
7		ER 003 CU3	A	Bottom Rail	2		
8		ER 507 CL1	A	Fixed Window	2		
9		ER 001 CU14	A	Ext Mldg	2		
10		ER 001 CU12	A	Advert Mldg	2		
11		RM 001 CU17	A	Ext Short Vertical Mldg	2		
12		RM 001 CU16	A	Ext Short Vertical Mldg	2		
*		ER 047 CU1	A	Ext Panel Centre Bay	2		
14		RM 001 CL38	A	Top Pillar Finisher	2		
15		RM 001 CL37	A	Bottom Pillar Finisher	2		
16		ER 001 CL39	A	Waist & Window Rail Finisher	4		
*		RM 001 CU2	A	Seat Fixing Boss	2		
*		RM 001 CU24	A	Seat Mounting Bkt	4		
17		RM 003 CU21	A	Pillar Foot Bkt	2		
18		ER 061 CU1	A	Waist Mldg	2		
19		ER 023 CU1	A	Stress Panel N/S	1		
20		ER 024 CU1	A	Stress Panel O/S	1		
21		ER 504 CU1	A	Ext Panel N/S	1		
22		ER 505 CU1	A	Ext Panel O/S	1		
23		ER 501 CU6	A	Bottom Rail N/S	1		
24		ER 501 CU7	A	Bottom Rail O/S	1		



ITEM	MAN. REF.	PART NUMBER	A/D	ASSEMBLY * A	DETAIL * D	QTY.	REMARKS	ISSUE
				DESCRIPTION				
		RM 002 CU1	A	Arrg U/S Side Frame		1	RM Bus	
		RM 002 CU1	A	Arrg U/S Side Frame		1	RML Bus	
1		RM 058 CU1	A	Mldg Rear Qtr Light		1		
2		RM 060 CU1	A	Front Waist Mldg		1		
3		RM 061 CU1	A	Centre Waist Mldg		1	Not fitted to RML	
4		RM 091 CU1	A	Waist Mldg No. 4 Bay		1		
5		RM 092 CU1	A	Waist Mldg Rear Bay		1		
6		RM 002 CU20/F	D	Seat Fixing Boss		1		
*		RM 002 CU32	D	Leather Cloth Covering		1	Not fitted to RML	
8		RM 001 CU2/F	D	Seat Fixing Boss		7		
9		RM 001 CU24/F	D	Seat Mounting Bkt		14		
10		RM 001 CU27/F	D	No. 1 Seat Mounting Bkt Front		1	After MOD BZ 1012	
11		RM 001 CU28/F	D	No. 1 Seat Mounting Bkt Rear		1		
12		RM 001 CU29	D	Plastic Finisher Bottom Front Qtr Light		1		
13		RM 001 CU30	D	Plastic Finisher Top Front Qtr Light		1		
14		RM 001 CU31	D	Cantrail Finisher Rear Bay		1		
15		RM 001 CU34/F	D	Rear Qtr Light Finisher Mldg		1		
16		RM 001 CU37	D	Rear Qtr Light Finisher		1	After ADV BC 426	
17		RM 001 CL37	D	Bottom Pillar Finisher		5		
18		RM 001 CL38	D	Top Pillar Finisher		5		
19		RM 001 CL39	D	Waist & Window Rail Finisher		9		



ITEM	MAN. REF.	PART NUMBER	ASSEMBLY + A		DETAIL + D		QTY.	REMARKS	ISSUE
			A/D	DESCRIPTION					
		RM 002 CU1	A	Arrg U/S Side Frame			1	RM Bus	
		RM 002 CU1	A	Arrg U/S Side Frame			1	RML Bus	
		RM 004 CU1	A	Side Frame Structure			1	Ref B901 CU (B2)	
1		RM 064 CU1	A	Fixed Window			1		
2		RM 065 CU1	A	Half Drop Window			3		
3		RM 008 CU1	A	Fixed Light Front Qtr Fixed Light Pan			1		
4		RM 010 CU1	A	Fixed Light Rear Qtr Fixed Light Pan			1		
5		RM 047 CU1	A	Ext Panel No. 1, 2, 3 & 4 Bays			4		
6		RM 002 CU2	D	Ext Panel Rear Bay			1		
7		RM 002 CU18	D	Ext Mldg Rear Qtr Light			1		
8		RM 002 CU29	D	Ext Vertical Mldg No. 7 Pillar			1		
9		RM 001 CU12	D	Advert Mldg			1	Not fitted to RML	
10		RM 001 CU14	D	Ext Mldg Centre			2	Not fitted to RML	
11		RM 001 CU15	D	Ext Mldg Rear Waist			1		
12		RM 001 CU16	D	Ext Mldg Vertical			5		
13		RM 001 CU17	D	Ext Mldg Short			5		
*		RM 001 CU35	D	Advert Mldg Bay 1 & 4			A/R	After ADV BC 415	
*		RM 001 CU36	D	Advert Mldg Bay 2 & 3			A/R		

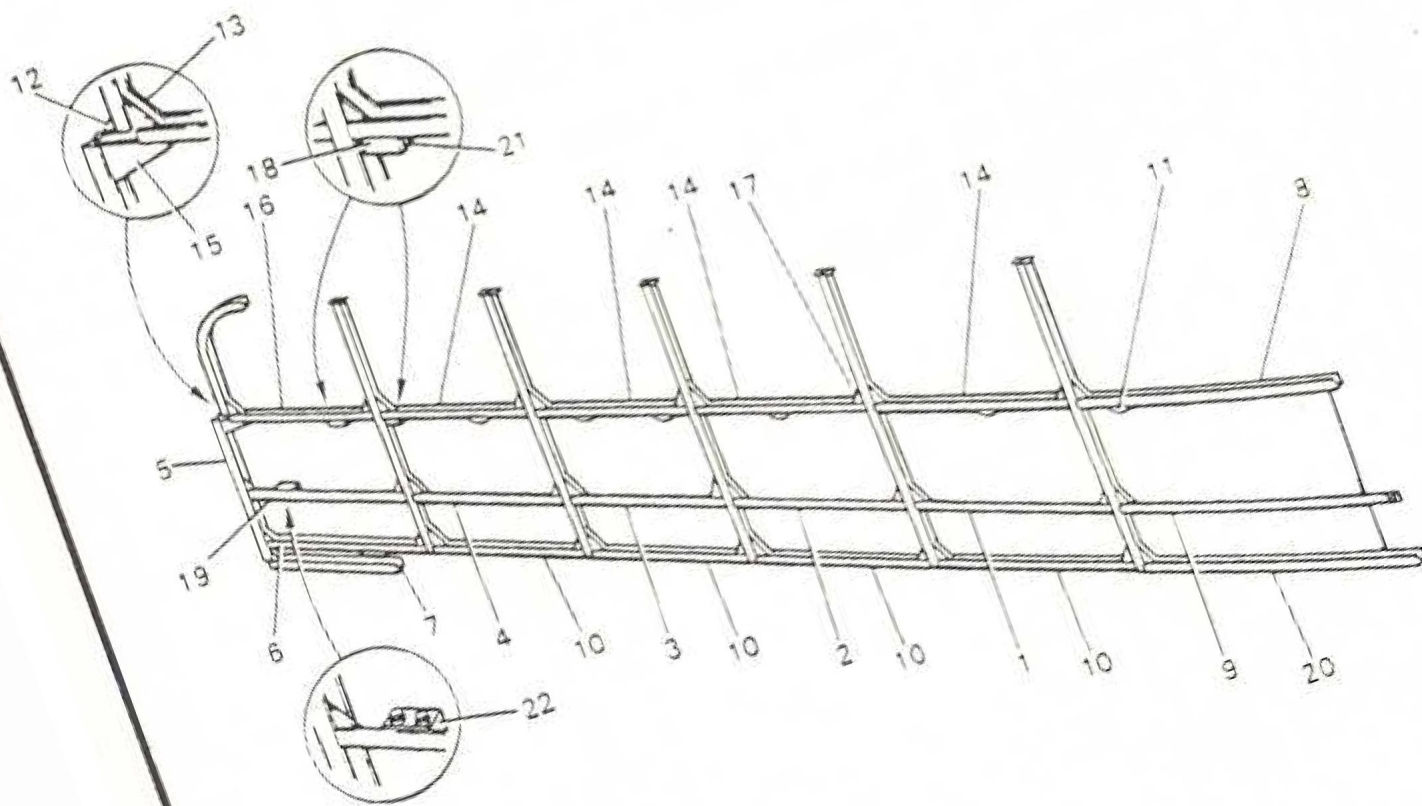


**A11**SIDE FRAME STRUCTURE  
U/S O/S INTERIOR VIEWFICHE NO.  
8901CU

ITEM	MAN. REF	PART NUMBER	A/D	ASSEMBLY • A	DETAIL • D	QTY	REMARKS	ISSUE
				DESCRIPTION				
1		RM 004 CU1	A	Side Frame Structure		1	Ref RM 002 CU1 B901 CU (A9)	
2		RM 005 CU1	A	Pillar No. 2, 3, 4 & 5 Bays		4		
3		RM 020 CU1	A	Stress Panel No. 1 Bay		1		
4		RM 022 CU1	A	Stress Panel No. 2 Bay		1		
5		RM 024 CU1	A	Stress Panel No. 3 Bay		1		
6		RM 026 CU1	A	Stress Panel No. 4 & Rear Bay		1		
7		RM 040 CU1	A	Stress Panel Front Bay		1		
8		RM 044 CU1	A	No. 1 Pillar		1		
9		RM 054 CU1	A	Rear Qtr Light Rail		1		
		RM 003 CU27	D	Foot Bkt		A/R		

B1

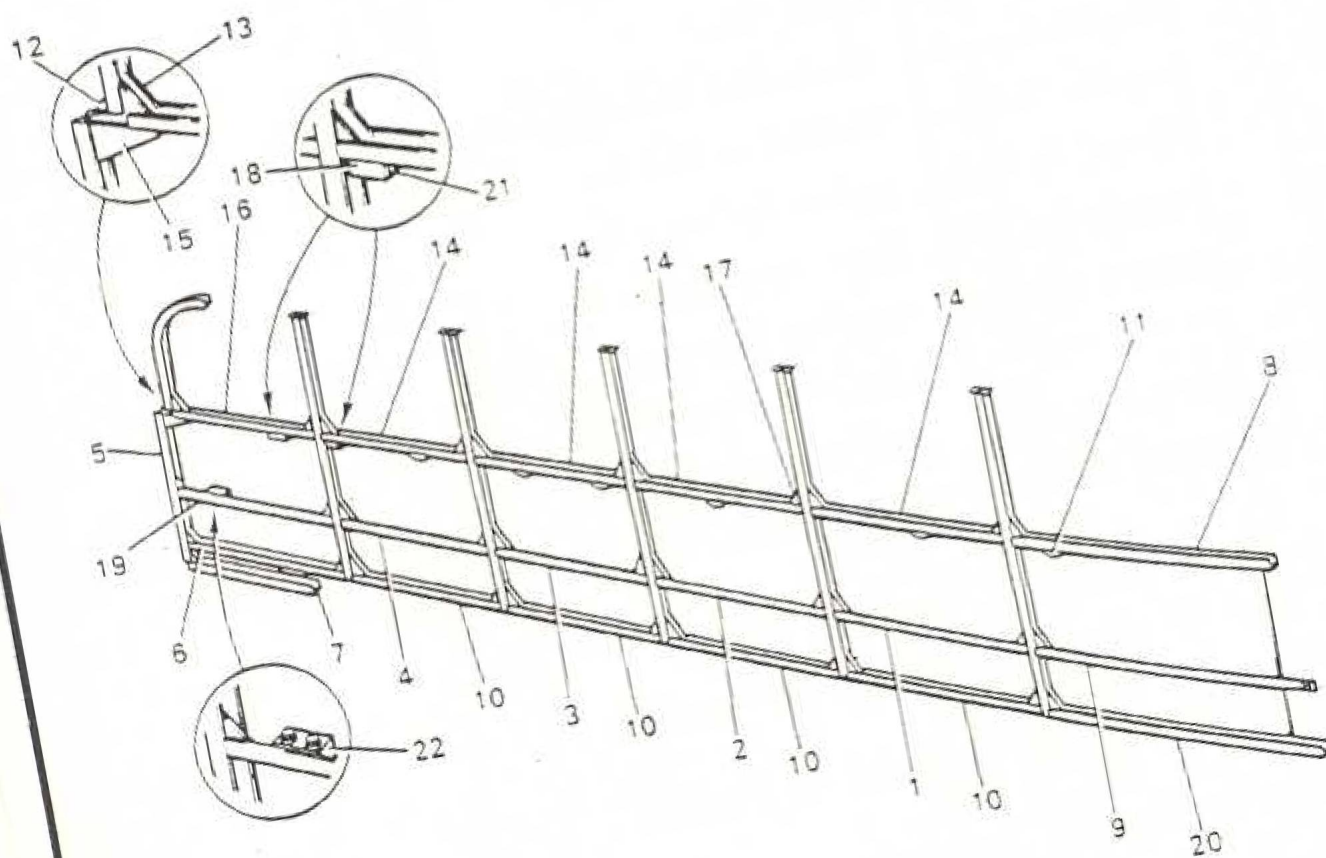
LONDON  
TRANSPORT



ITEM	MAN. REF.	PART NUMBER	A/D	ASSEMBLY = A	DETAIL = D	QTY.	REMARKS	ISSUE
				DESCRIPTION				
		RM 004 CU1	A	Side Frame Structure		1	Ref RM 002 CU1 B901 CU (A9)	
1		RM 012 CU1	A	Seat Rail No. 1 Bay		1		
2		RM 014 CU1	A	Seat Rail No. 2 Bay		1		
3		RM 016 CU1	A	Seat Rail No. 3 Bay		1		
4		RM 018 CU1	A	Seat Rail No. 4 Bay		1		
5		RM 031 CU1	A	Pillar No. 7		1		
*		RM 027 CU1	A	Bkt Bottom Rail L/H		1		
*		RM 028 CU1	A	Bkt Bottom Rail R/H		1		
6		RM 037 CU1	A	Bottom Rail Rear Bay		1		
*		RM 036 CU1	A	Conn Angle Bottom Rail		1		
7		RM 038 CU1	A	Crib Rail Rear Bay		1		
8		RM 042 CU1	A	Waist Rail Front Bay		1		
9		RM 046 CU1	A	Seat Rail Front Bay		1		
10		RM 003 CU3	D	Bottom Rail No. 1, 2, 3 & 4 Bays		4		
11		FM 003 CU5	D	Seat Fixing Bkt		7		
12		RM 003 CU6	D	Waist Rail Bkt Rear Bay L/H		1		
13		RM 003 CU7	D	Waist Rail Bkt Rear Bay R/H		1		
14		RM 004 CU2	D	Waist Rail No. 1, 2, 3 & 4 Bays		4		
15		RM 004 CU8	D	Waist Rail Bkt Rear Bay		1		
16		RM 004 CU10	D	Waist Rail Rear Bay		1		
17		RM 004 CU16	D	Seat Fixing Bkt No. 2 Bay		1		
18		RM 004 CU17	D	Support Angle - Headrail Block		2		
19		RM 004 CU18	D	Seat Rail Rear Bay		1		
20		RM 004 CU19	D	Bottom Rail Front Bay		1		

LONDON  
TRANSPORT

B3

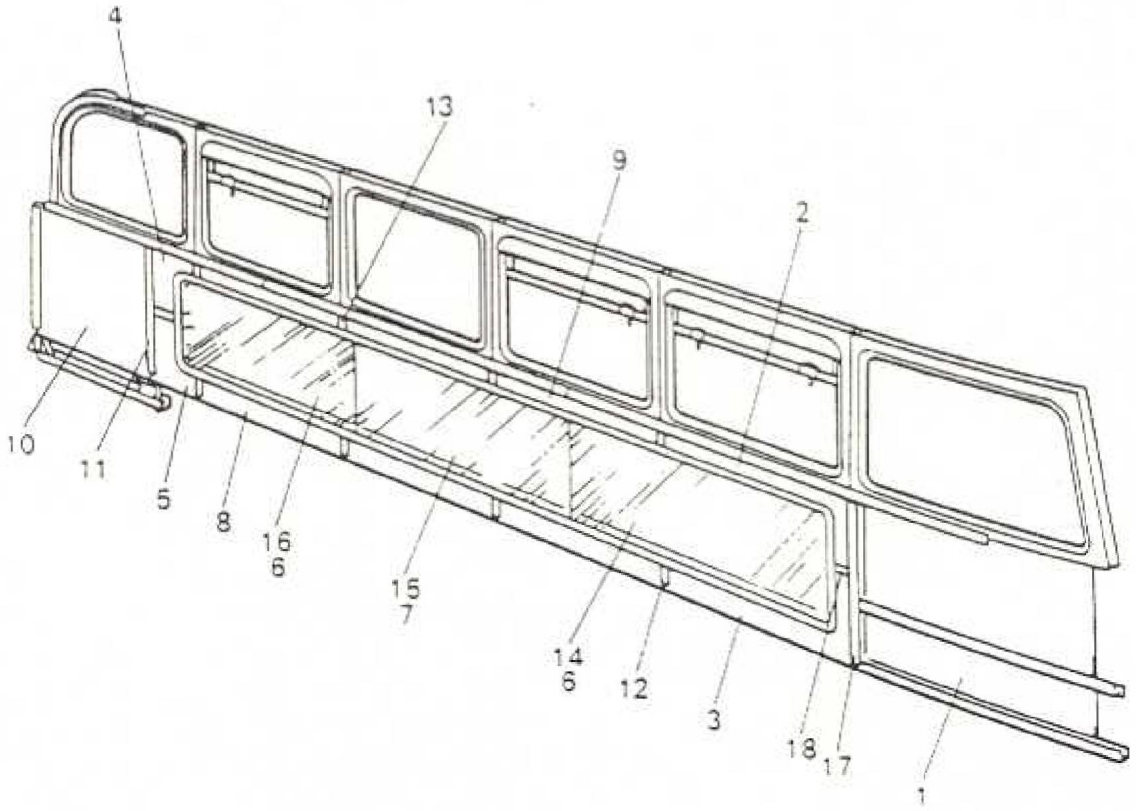


**B4**SIDE FRAME STRUCTURE  
U/S O/S EXTERIOR VIEW

FICHE NO.

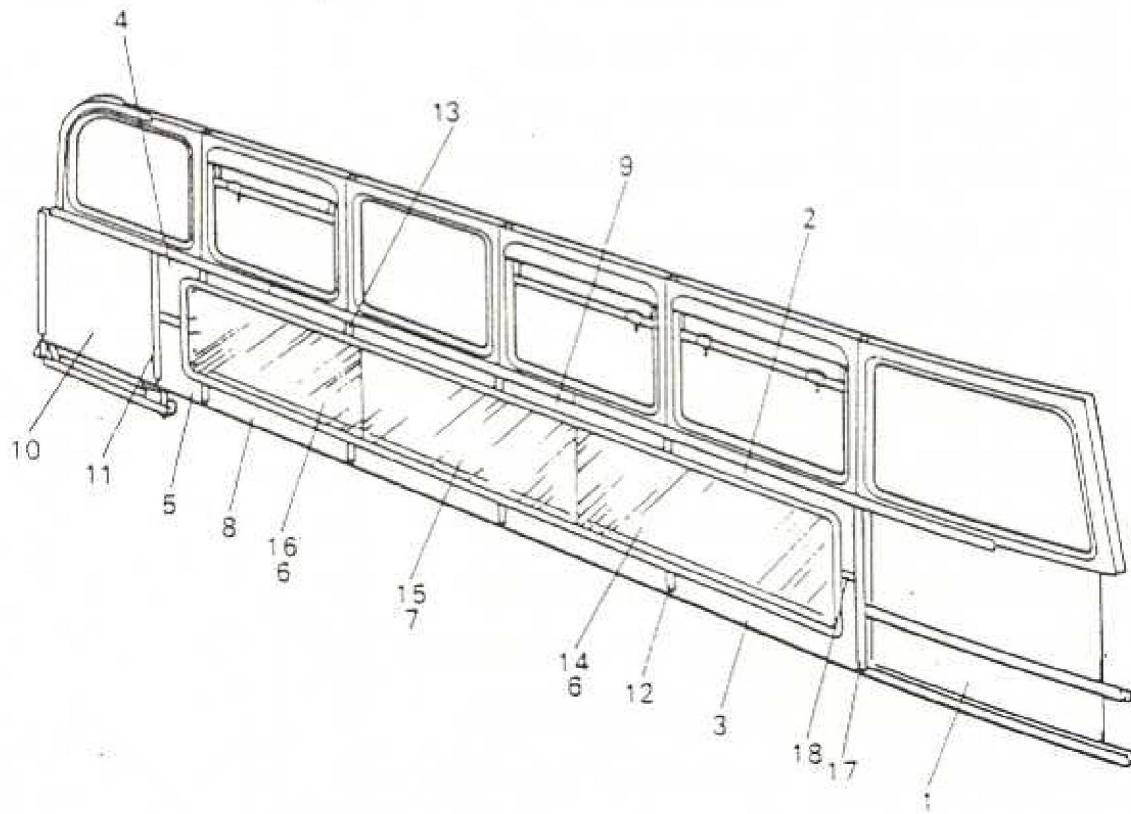
B901CU

ITEM	MAN REF	PART NUMBER	A/D	ASSEMBLY - A	DETAIL - D	QTY.	REMARKS	ISSUE
				DESCRIPTION				
21		RM 004 CU23T	D	Handrail Fixing Block, Waist Rail		2		
22		RM 004 CU24T	D	Handrail Fixing Block, Seat Rail		1		

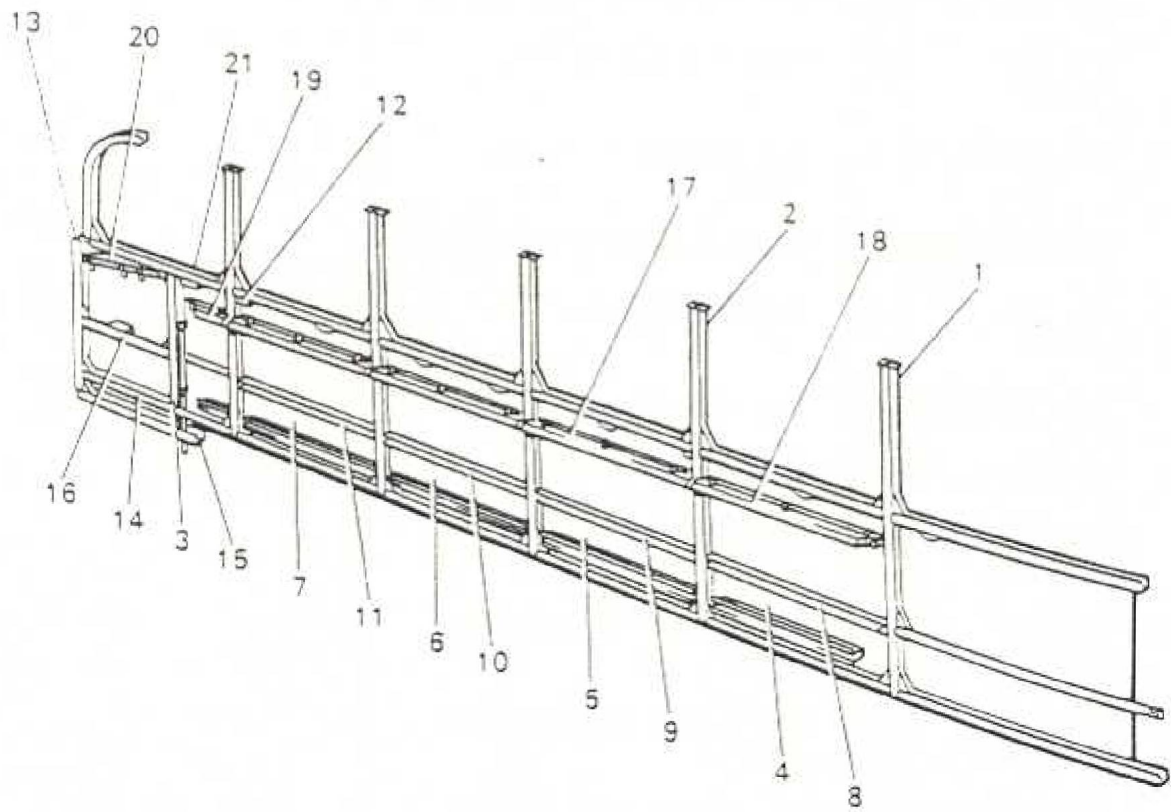


**B6**U/S SIDE FRAME, OFF-SIDE  
ILLUMINATED ADVERTS  
EXTERNAL VIEW

ITEM	MAN. REF.	PART NUMBER	ASSEMBLY = A		QTY	REMARKS	ISSUE
			A/D	DETAIL = D			
			DESCRIPTION				
		RM 066 CU1	A	Upper Saloon Side Frame O/S	1		
1		RM 081 CU1	A	Side Frame Structure	1	Ref B901 CU (B10)	
		RM 064 CL1	A	Fixed Window	1		
		RM 065 CL1	A	Half Drop Window	3		
f		RM 008 CU1	A	Fixed Light, Front Qtr Fixed Light Pan	1		
f		RM 010 CU1	A	Fixed Light, Rear Qtr Fixed Light Pan	1		
f		RM 060 CU1	A	Front Waist Mldg	1		
f		RM 061 CU1	A	Centre Waist Mldg	1		
f		RM 091 CU1	A	Waist Mldg No. 4 Bay	1		
f		RM 092 CU1	A	Waist Mldg Rear Bay	1		
2		RM 085 CU1	A	Glazing Pan Front Top	1		
3		RM 086 CU1	A	Glazing Pan Front Bottom	1		
4		RM 087 CU1	A	Glazing Pan Rear Top	1		
5		RM 088 CU1	A	Glazing Pan Rear Bottom	1		
6		RM 066 CU2	D	Perspex Panel Ends	2		
7		RM 066 CU3	D	Perspex Panel Centre	1		
8		RM 066 CU4	D	Glazing Panel Bottom Sect	3		
9		RM 066 CU5	D	Glazing Pan Top Sect	3		
10		RM 066 CU6	D	Outside Panel Rear Bay	1		
11		RM 066 CU7	D	Vertical Mldg No. 6 Pillar	1		
12		RM 066 CU8	D	Vertical Mldg Ext Lower	4		
13		RM 066 CU9	D	Vertical Mldg Ext Top	4		
*		RM 066 CU10	D	Hood - Fluorescent Tube Long	4		
*		RM 066 CU11	D	Hood - Fluorescent Tube Short	1		

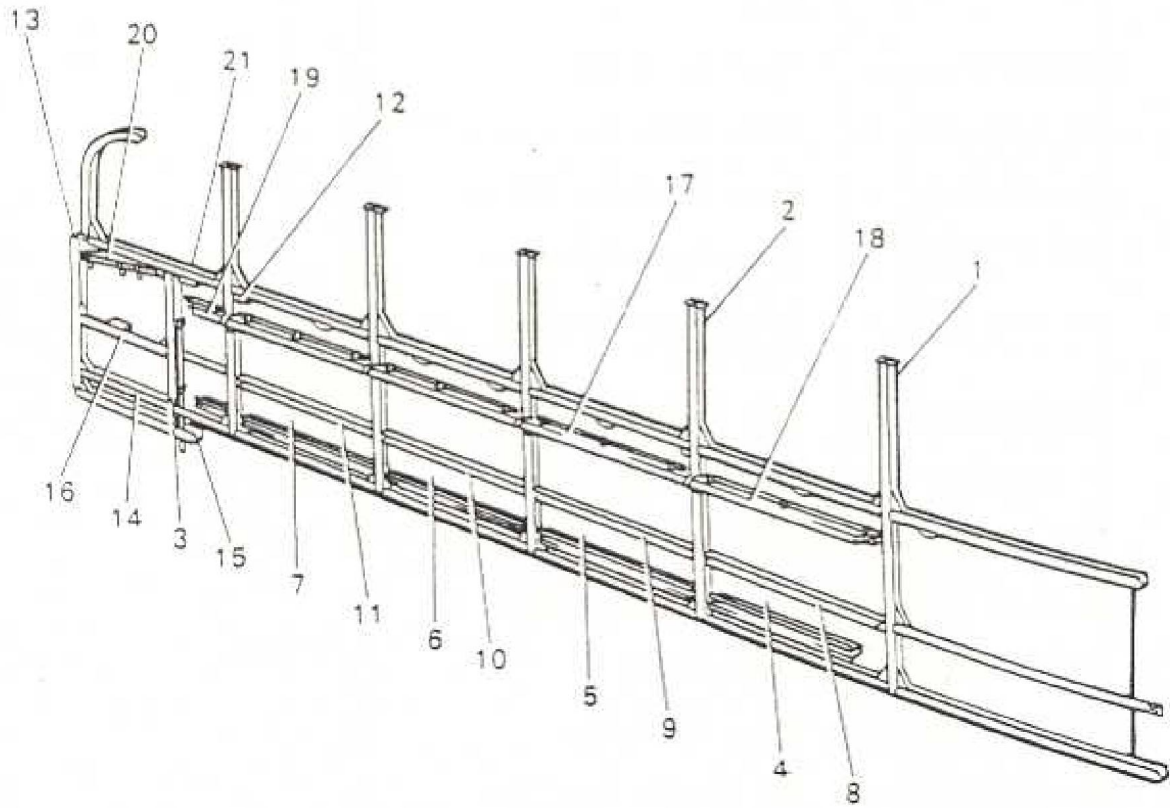


ITEM	MAN. REF	PART NUMBER	A/D	ASSEMBLY = A	DETAIL = D	QTY.	REMARKS	ISSUE
				DESCRIPTION				
14		RM 066 CU12	D		Reflector No. 1 Bay	1		
15		RM 066 CU13	D		Reflector Intermediate Bay	3		
16		RM 066 CU14	D		Reflector Rear Bay	1		
17		RM 066 CU15	D		Vertical Mldg No. 1 Pillar	1		
*		RM 066 CU16	D		Pillar Reflector	4		
18		RM 066 CU17	D		Joint Plate - End Pans	2		
f		RM 002 CU18	D		Ext Mldg Rear Qtr Light	1		
f		RM 002 CU20/F	D		Seat Fixing Boss	1		
f		RM 002 CU29	D		Ext Vertical Mldg No. 7 Pillar	1		
f		RM 002 CU32	D		Leather Cloth Covering	1		
f		RM 001 CU2/F	D		Seat Fixing Boss	7		
f		RM 001 CU14	D		Ext Mldg Centre	2		
f		RM 001 CU15	D		Ext Mldg Rear Waist	1		
f		RM 001 CU24/F	D		Seat Mounting Bkt	4		
		RM 001 CU27/F	D		No. 1 Seat Mounting Bkt Front	1		
		RM 001 CU28/F	D		No. 1 Seat Mounting Bkt Rear	1		
f		RM 001 CU29	D		Plastic Finisher-Btm Frt Qtr Light	1		
f		RM 001 CU30	D		Plastic Finisher Top Frt Qtr Light	1		



**B10**U/S SIDE FRAME OFF-SIDE  
STRUCTURE ILLUMINATED  
ADVERTS EXTERNAL VIEWFICHE NO  
8901CU

ITEM	MAN. REF.	PART NUMBER	A/D	ASSEMBLY = A	DETAIL = D	QTY.	REMARKS	ISSUE
				DESCRIPTION				
		RM 081 CU1	A	Side Frame Structure		1		
f		RM 040 CU1	A	Stress Panel Front Bay		1		
f		RM 042 CU1	A	Waist Rail Front Bay		1		
f		RM 046 CU1	A	Seat Rail Front Bay		1		
f		RM 054 CU1	A	Rear Qtr Light Rail		1		
1		RM 067 CU1	A	Pillar No. 1 Bay		1		
2		RM 068 CU1	A	Pillar No. 2, 3, 4 & 5 Bays		4		
3		RM 069 CU1	A	Pillar No. 6 Bay		1		
4		RM U70 CU1	A	Stress Panel No. 1 Bay		1		
5		RM 071 CU1	A	Stress Panel No. 2 Bay		1		
6		RM 072 CU1	A	Stress Panel No. 3 Bay		1		
7		RM U73 CU1	A	Stress Panel No. 4 & Rear Bay		1		
8		RM 074 CU1	A	Seat Rail No. 1 Bay		1		
9		RM 075 CU1	A	Seat Rail No. 2 Bay		1		
10		RM 076 CU1	A	Seat Rail No. 3 Bay		1		
11		RM U77 CU1	A	Seat Rail No. 4 Bay		1		
12		RM 078 CU1	A	Fixing Angle		2		
13		RM 082 CU1	A	Pillar No. 7 Bay		1		
f		RM 027 CU1	A	Bkt Bottom Rail L/H		1		
f		RM 028 CU1	A	Bkt Bottom Rail R/H		1		
14		RM 083 CU1	A	Bottom Rail Rear Bay		1		
*		RM 084 CU1	A	Conn Angle Bottom Rail		1		
15		RM 089 CU1	A	Crib Rail Rear Bay		1		
16		RM 081 CU2	D	Seat Rail Rear Bay		1		
17		RM 081 CU3T	D	Top Rail Intermediate		3		
18		RM 081 CU4T	D	Top Rail No. 1 Bay		1		



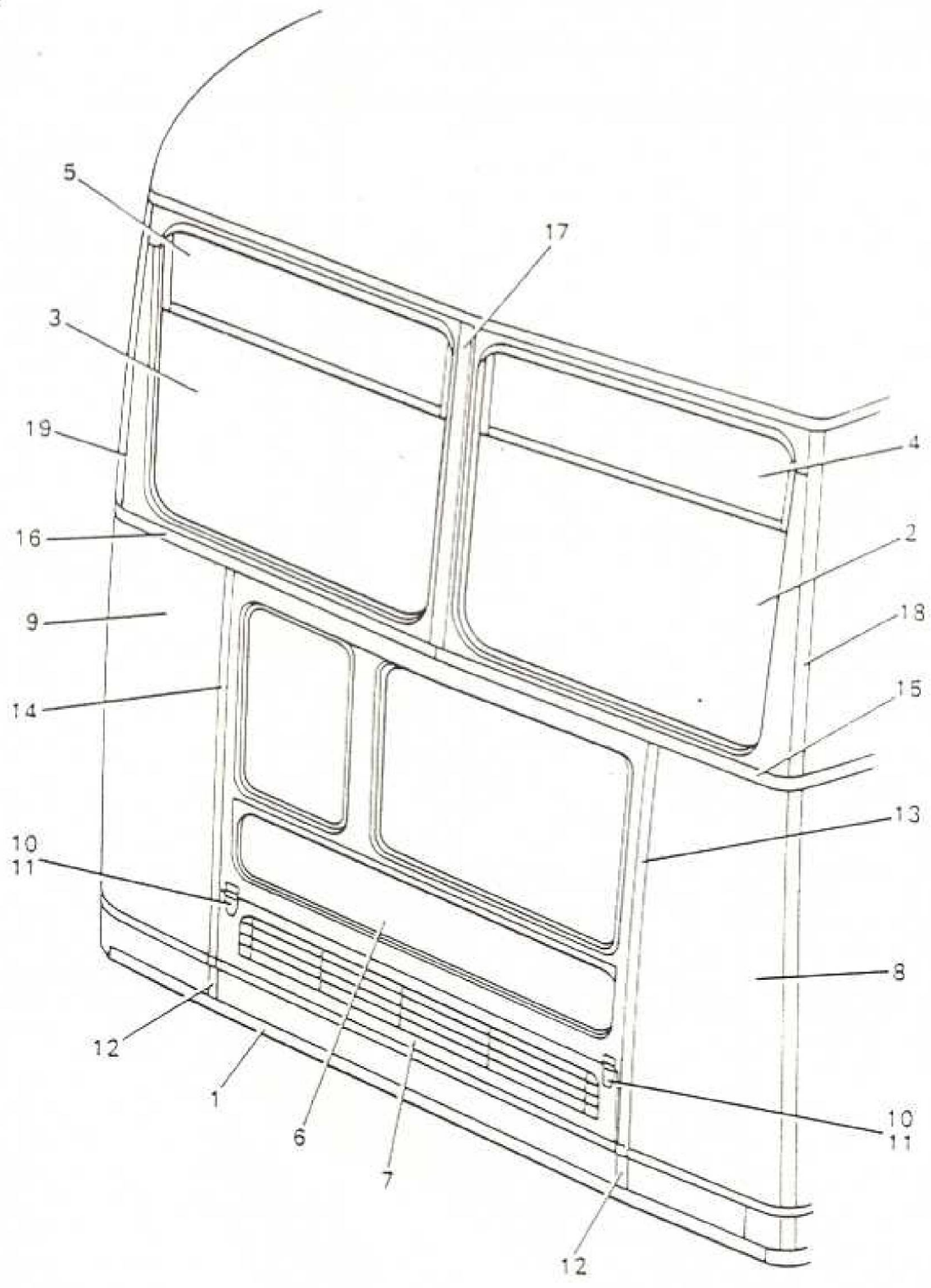
ITEM	MAN. REF.	PART NUMBER	A/D	ASSEMBLY - A	DETAIL - D	QTY.	REMARKS	ISSUE
				DESCRIPTION				
19		RM U81 CU5T	D	Top Rail Short Bay		1		
20		RM 081 CU6	D	Conduit Rear Bay		2		
*		RM 081 CU7	D	Rigid Conduit No. 3 Bay		1	3/4 in o/d	
*		RM 081 CU8	D	Rigid Conduit No. 4 Bay		1	1 in o/d	
*		RM 081 CU9	D	Rigid Conduit Short Bay		1	1 in o/d	
*		RM 081 CU1U	D	Flexible Conduit No. 6 Pillar		1	3/4 in o/d	
*		RM U81 CU11	D	Rigid Conduit No. 2 Bay		1	5/8 in o/d	
*		RM 081 CU12	D	Rigid Conduit No. 1 Bay		1	1/2 in o/d	
21		RM 081 CU13	D	Waist Rail Rear Bay		1		
f		RM 003 CU3	D	Bottom Rail No. 1, 2, 3 & 4 Bays		4		
f		RM 003 CU5	P	Seat Fixing Bkt		7		
f		RM 003 CU6	D	Waist Rail Bkt Rear Bay L/H		1		
f		RM 003 CU7	D	Waist Rail Bkt Rear Bay		1		
f		RM 003 CU27	D	R/H Foot Bkt		A/R		
f		RM UU4 CU2	D	Waist Rail No. 1, 2, 3 & 4 Bays		4		
f		RM 004 CU8	D	Waist Rail Bkt Rear Bay		1		
f		RM 004 CU16	D	Seat Fixing Bkt No. 2 Bay		1		
f		RM 004 CU19	D	Bottom Rail Front Bay		1		
f		RM 004 CU24T	D	Handrail Fixing Block Seat Rail		1		
*		RM 001 P71	D	1.1/4 in Conduit Clip		4		
*		RM U01 P7U	D	1 in Conduit Clip		4		

**C3**U/S SIDE FRAME OFF-SIDE  
STRUCTURE ILLUMINATED  
ADVERTS EXTERNAL VIEW

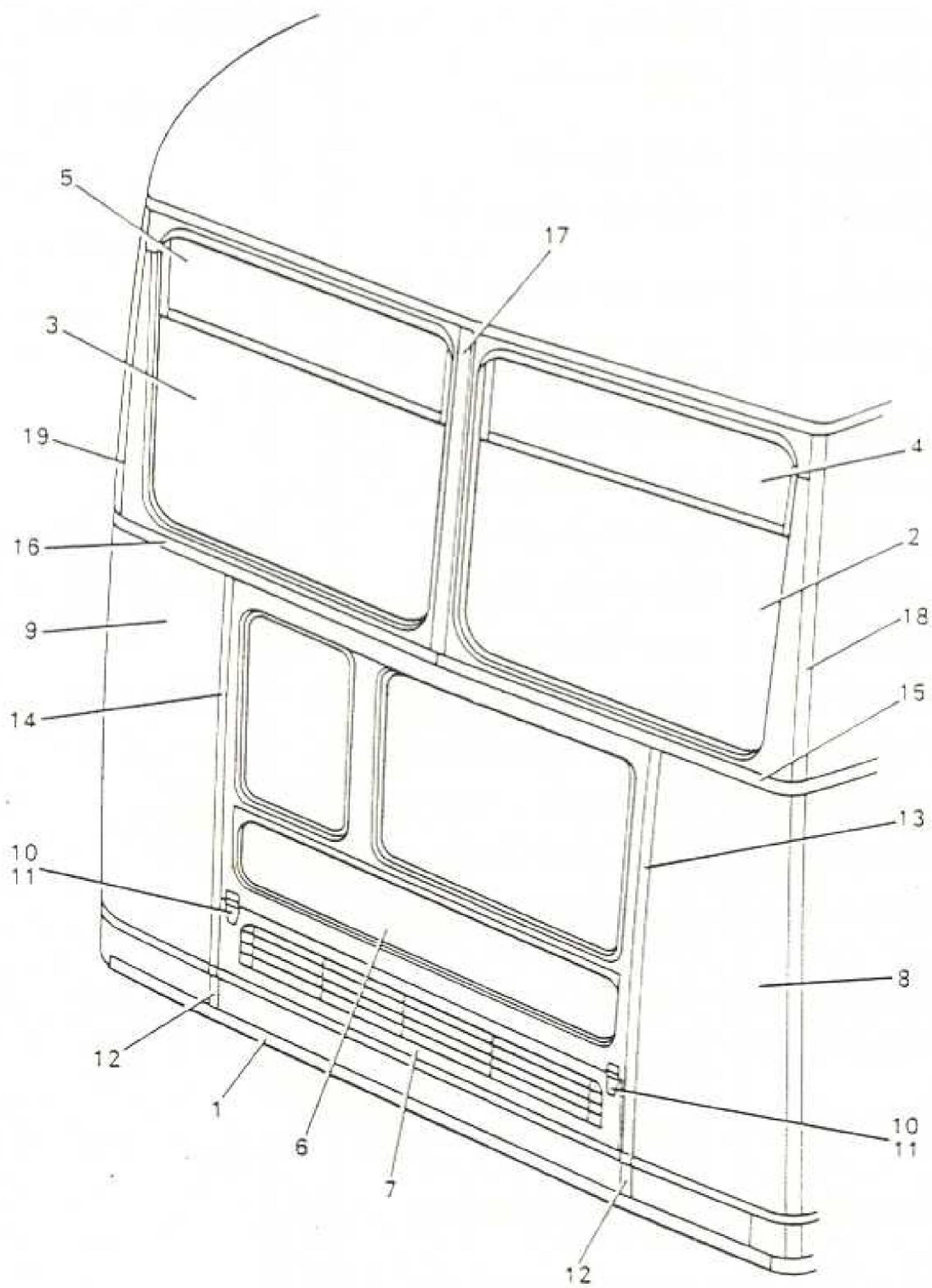
FIGURE NO.

B901CU

ITEM	MAN. REF.	PART NUMBER	A/D	ASSEMBLY - A	DETAIL - D	QTY.	REMARKS	ISSUE
				DESCRIPTION				
*		RM 001 P68	D	3/4 in Conduit Clip		4		
*		RM 001 P66	D	5/8 in Conduit Clip		3		
*		RM 001 P64	D	1/2 in Conduit Clip		3		
<p>Note Items marked with dagger are same as non-illuminated advert side frame.</p>								



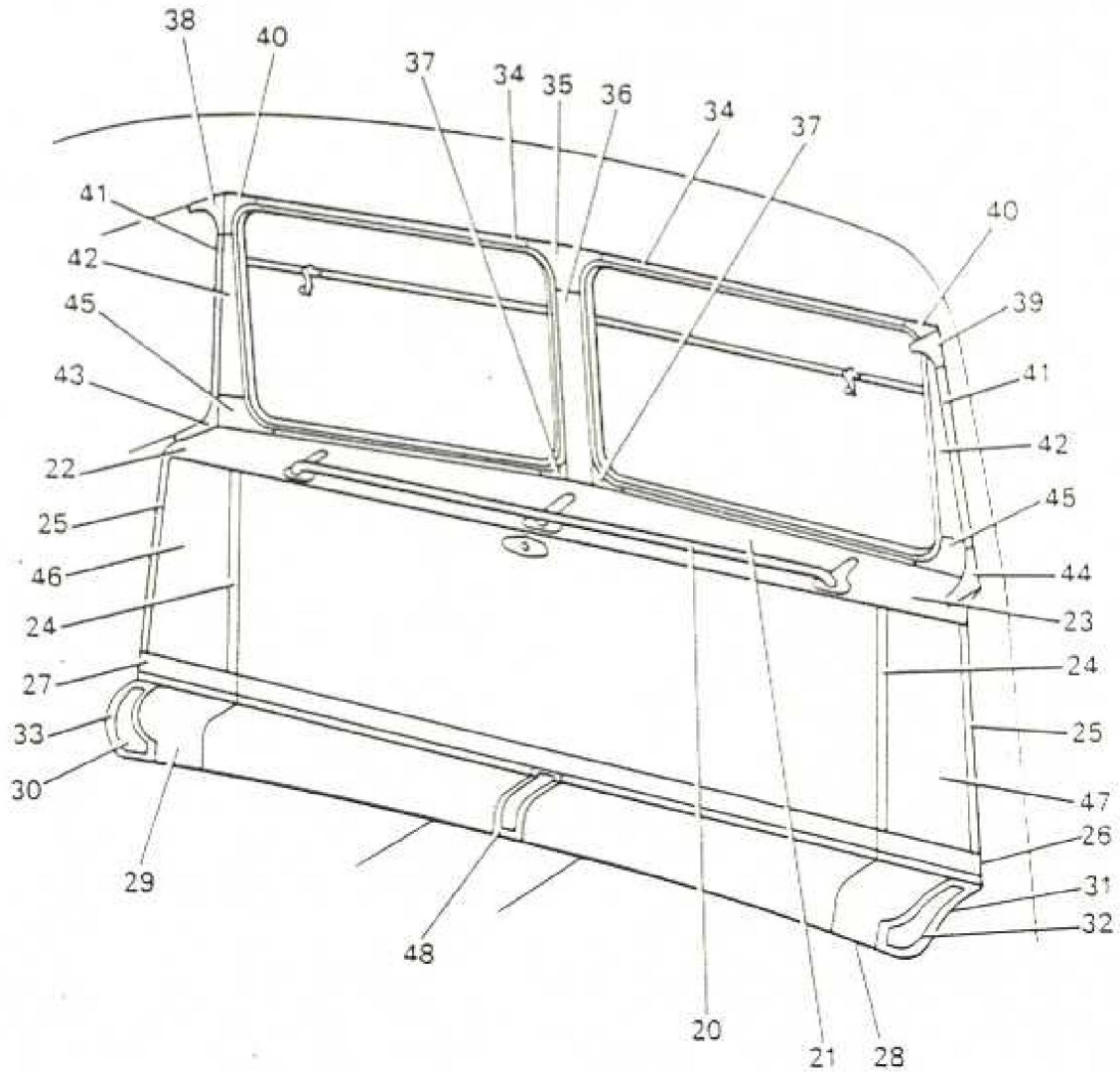
ITEM	MAN. REF.	PART NUMBER	A/D	ASSEMBLY * A	DETAIL * O	QTY.	REMARKS	ISSUE
				DESCRIPTION				
		RM 001 EU1	A	U/S Front Frame Comp		1		
1		RM 002 EU1	A	Structure		1	Ref B901 EU (D6)	
2		RM 005 EU1	A	Fixed Light N/S		1	Before MOD 105	
3		RM 006 EU1	A	Fixed Light O/S		1		
4		RM 060 EU1	A	Half Drop Window N/S		1	After MOD 105	
5		RM 061 EU1	A	Half Drop Window O/S		1		
6		RM 036 EU1	A	Front Indicator Panel Comp		1		
*		RM 037 EU1	A	Front Indicator Panel		1		
*		RM 049 EU1	A	Hook - Heater Grille		1		
*		RM U38 EU1	A	Spring Roller Blind		1	Before MOD 182	
*		RM 065 EU1	A	Spring Roller Blind		1	After MOD 182	
*		RM 042 EU1	A	Guide Tube Heater Blind		1		
*		CR 308 EU1	A	Ventilator & Heater Grille		1	Before MOD 401	
7		RM 076 EU1	A	Ventilator & Heater Grille		1	After MOD 401	
8		RM 002 EU15	D	Outside Panel - Front N/S		1		
9		RM 002 EU16	D	Outside Panel - Front O/S		1		
10		RM 002 EU3	D	Hinge N/S & O/S Heater Grille		2		
11		RM 002 EU4	D	Hinge Pin		2		
*		RM 001 P32	D	Outside Mldg Indicator Box N/S		1		
*		RM 001 P33	D	Outside Mldg Indicator Box O/S		1		
12		RM 001 P11	D	Mldg Indicator Box N/S & O/S		2		
13		RM U01 P74	D	Mldg Indicator Box N/S		1		
14		RM 001 P75	D	Mldg Indicator Box O/S		1		
15		RM 001 PU18	D	Outside Mldg Waist N/S		1		



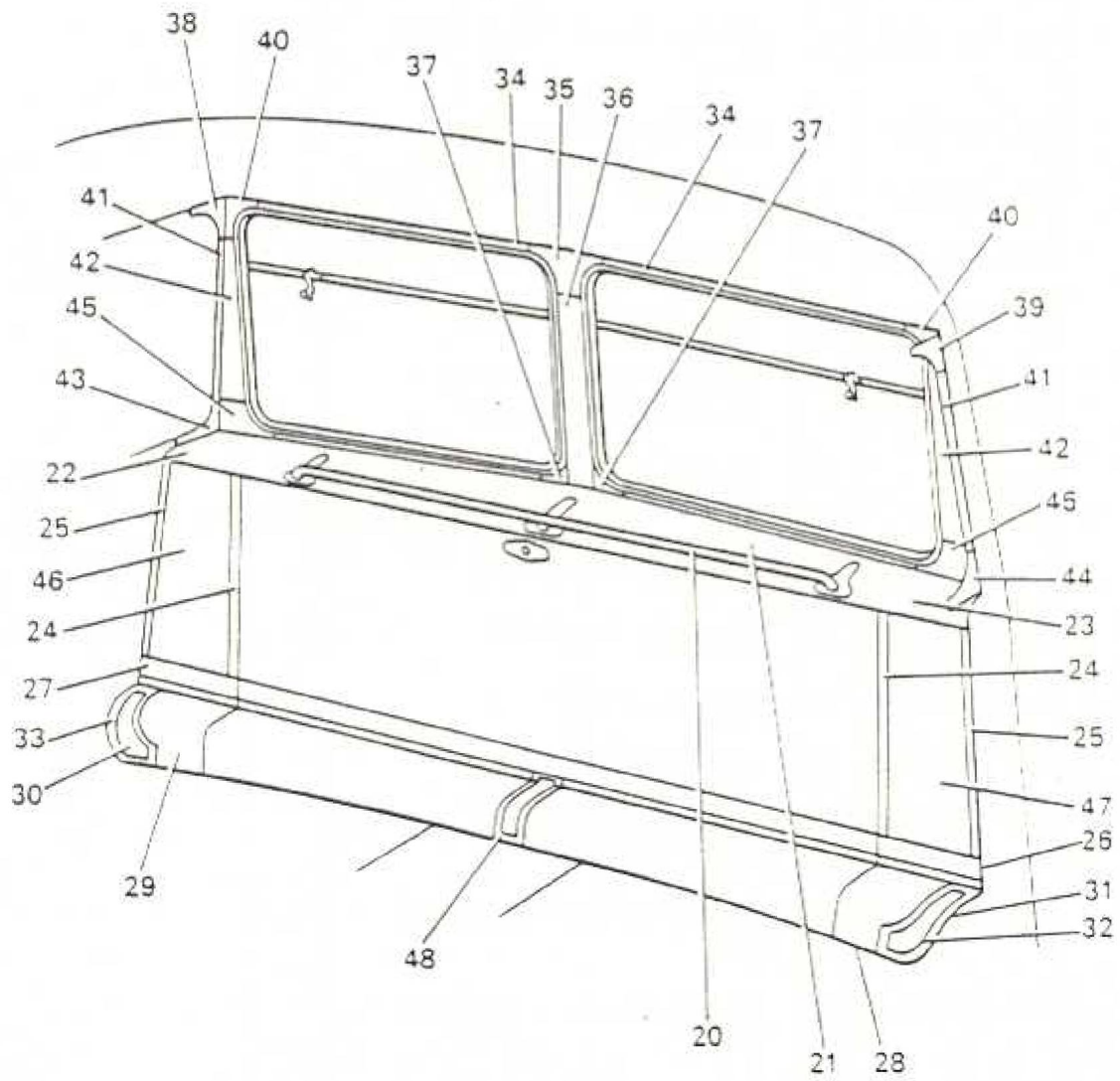
**C11**

U/S FRONT FRAME

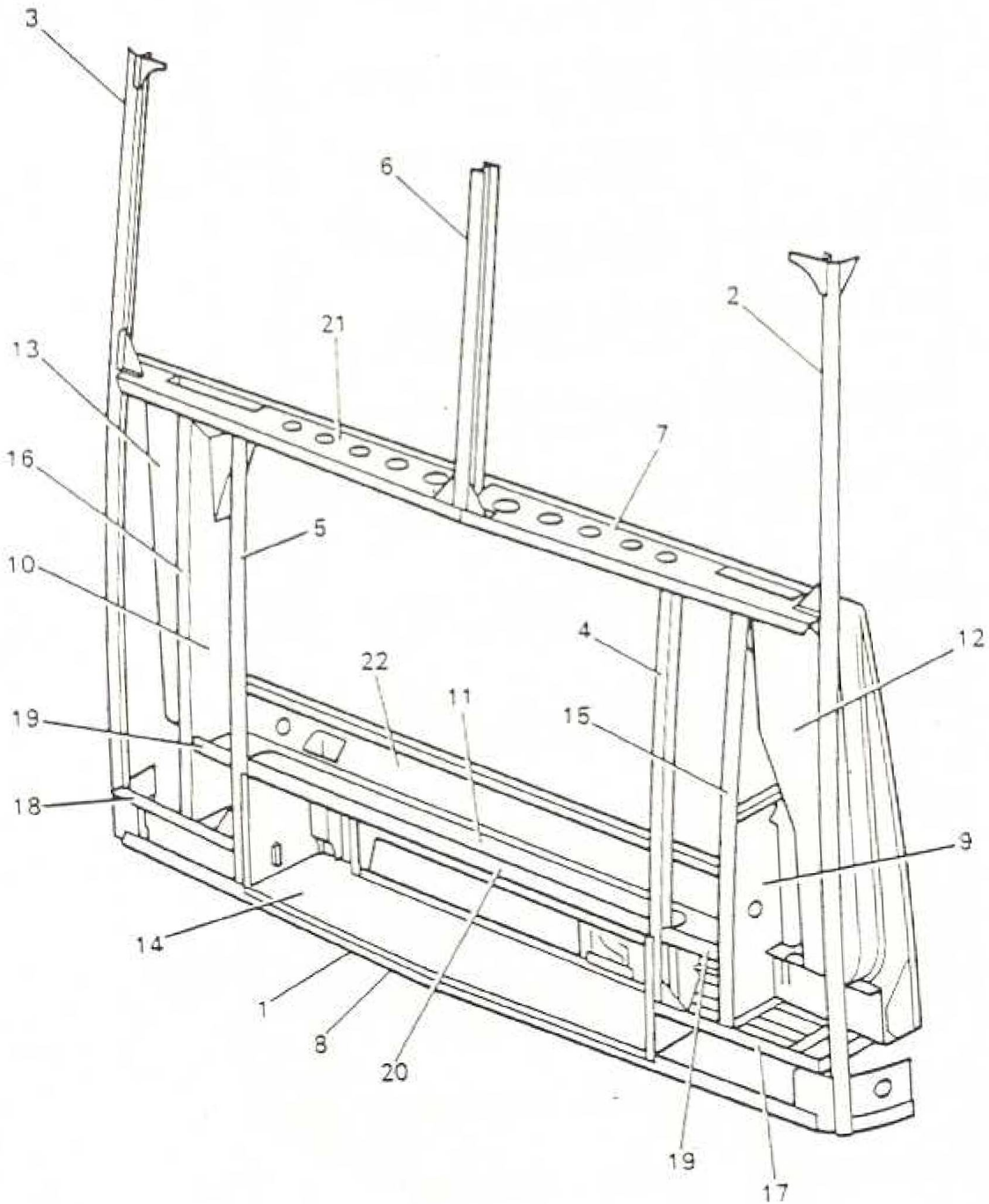
ITEM	MAN. REF.	PART NUMBER	A/D	ASSEMBLY - A	DETAIL - D	QTY.	REMARKS	ISSUE
				DESCRIPTION				
16		RM 001 PU19	D	Outside Mldg Waist 0/S		1		
17		RM 001 PU20	D	Outside Mldg Centre		1		
18		RM 001 PU21	D	Outside Mldg Corner N/S		1		
19		RM 001 PU22	D	Outside Mldg Corner 0/S		1		



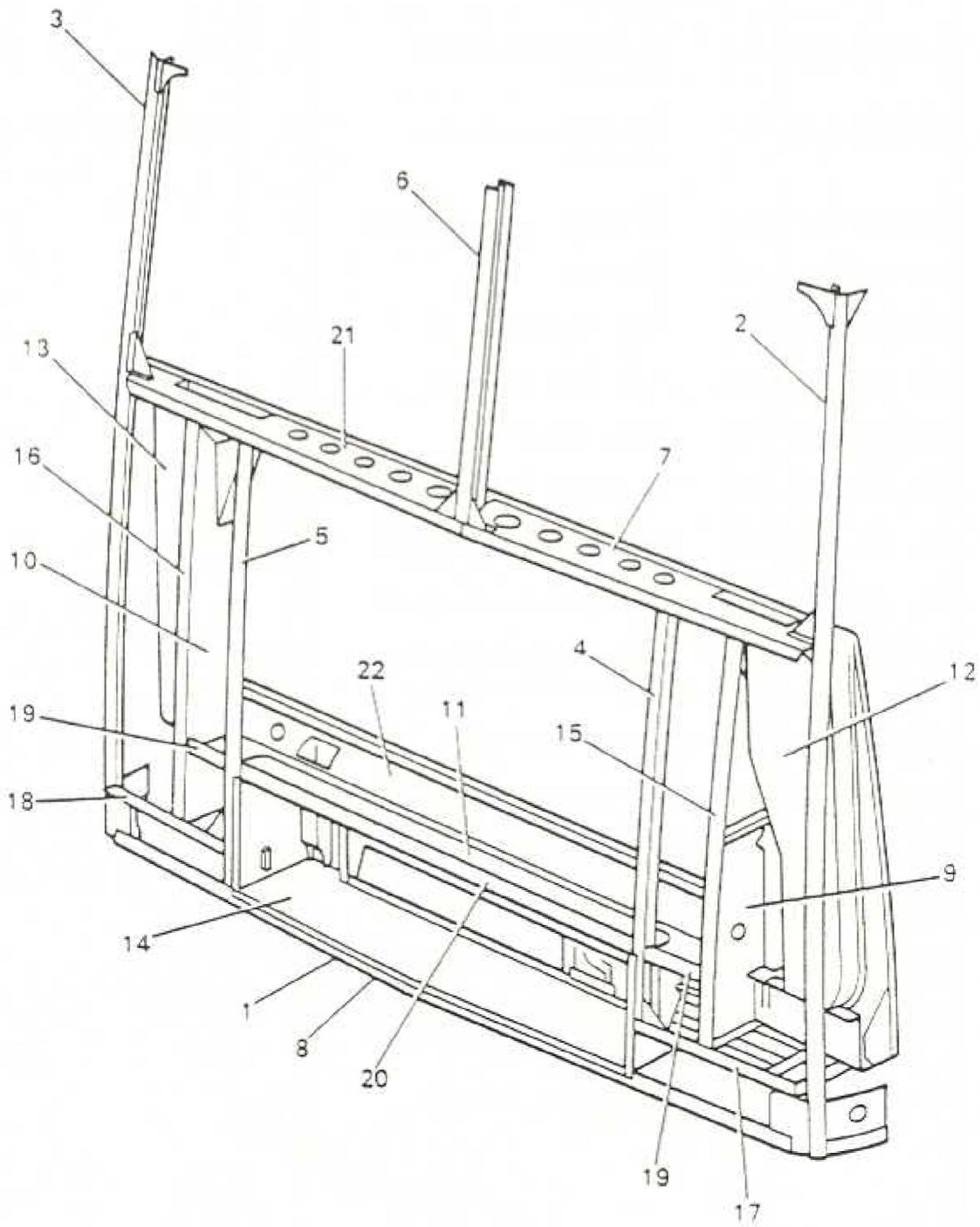
ITEM	MAN. REF.	PART NUMBER	ASSEMBLY * A		DETAIL * D		QTY	REMARKS	ISSUE
			A/D	DESCRIPTION					
20		RM 024 EU1	A	Handrail			1		
*		RM 041 Z1	A	Locking Clamp			2		
*		RM 045 EU1	A	Air Duct Front Centre			1		
21		RM 046 EU1	A	Centre Panel Front Waist Rail			1		
22		RM 047 EU1	A	N/S Panel Front Waist Rail			1		
23		RM 048 EU1	A	O/S Panel Front Waist Rail			1		
*		RM U66 EU1	A	Capillary Tube Guard			1	After MOD 180	
*		RM 067 EU1	A	Clip, Capillary Tube			1		
24		RM U01 EU4	D	Finisher Angle - Sides - Front Indicator Box			2		
25		RM 001 EU5/F	D	Int Mldg - Lower - N/S & O/S Pillar			2		
26		RM 001 EU6	D	Chequer Plate O/S			1		
27		RM 001 EU7	D	Chequer Plate N/S			1		
28		RM 001 EU8	D	Air Duct O/S			1		
29		RM U01 EU9	D	Air Duct N/S			1		
*		RM 001 EU10	D	Packing Strip - Air Duct - Centre			1		
30		RM 001 EU11	D	Grille Frame - Air Duct N/S			1		
31		RM 001 EU12	D	Grille Frame - Air Duct O/S			1		
*		RM 001 EU13/F	D	Grille Air Duct - Waist Rail			2		
32		RM 001 EU15/F	D	Grille Air Duct O/S			1		



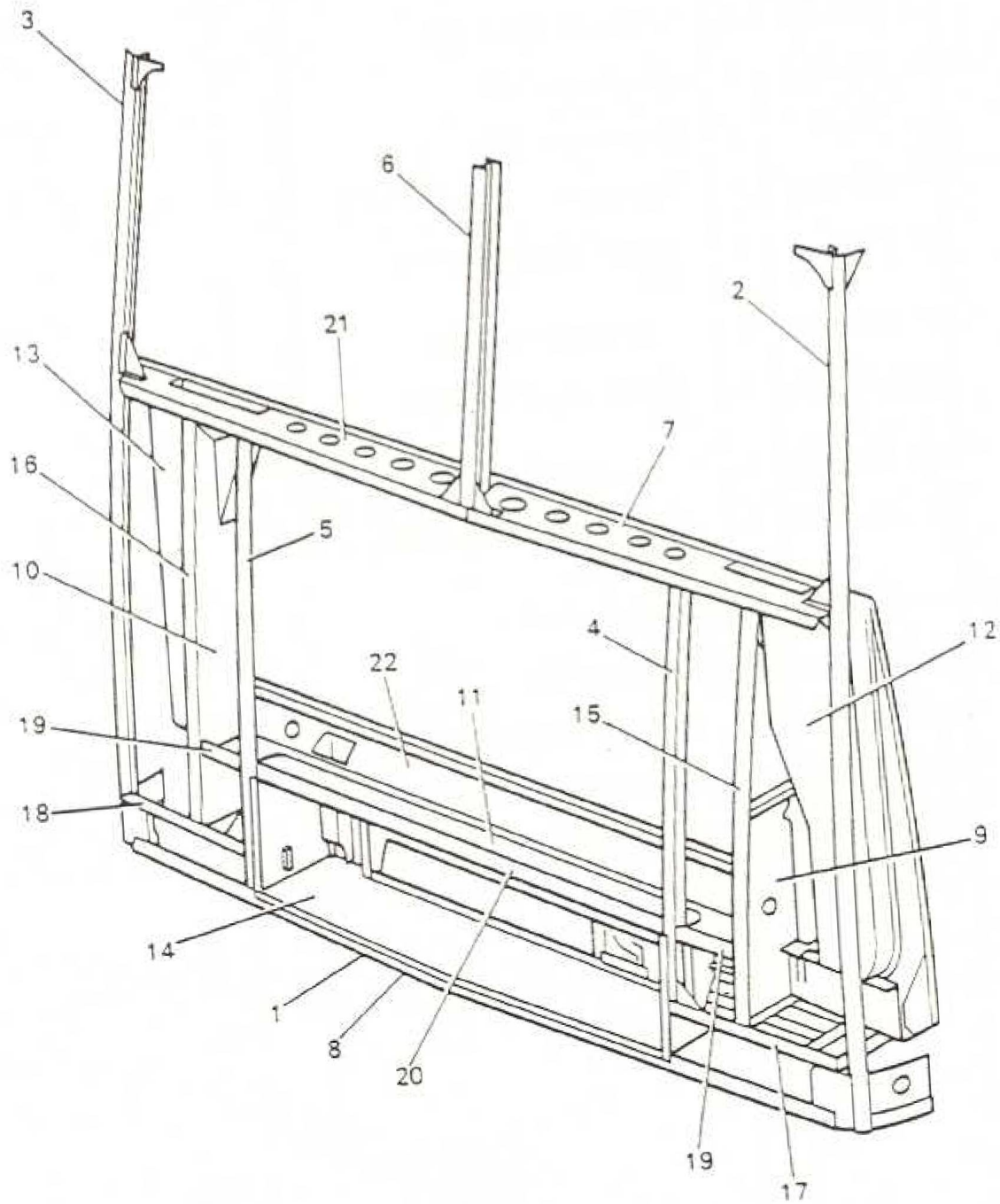
ITEM	MAN. REF.	PART NUMBER	A/D	ASSEMBLY = A	DETAIL = D	QTY.	REMARKS	ISSUE
				DESCRIPTION				
33		RM 001 EU16/F	D	Grille Air Duct N/S		1		
34		RM 001 EU17	D	Plastic Finisher - Cant Rail N/S & O/S		2		
35		RM 001 EU18	D	Plastic Finisher - Centre Pillar Top		1		
36		RM 001 EU19	D	Plastic Finisher - Centre Pillar Centre		1		
37		RM 001 EU20	D	Plastic Finisher - Centre Pillar Bottom		2		
38		RM 001 EU21	D	Plastic Finisher - Top N/S Corner Pillar Side		1		
39		RM 001 EU22	D	Plastic Finisher - Top - O/S Corner Pillar Side		1		
40		RM 001 EU23	D	Plastic Finisher - Top - N/S & O/S Corner Pillar Front		2	After ADV BZ 1012	
41		RM 001 EU24	D	Plastic Finisher - Centre N/S & O/S Corner Pillar Side		2		
42		RM 001 EU25	D	Plastic Finisher - Centre N/S & O/S Corner Pillar Front		2		
43		RM 001 EU26	D	Plastic Finisher - Bottom N/S Corner Pillar Side		1		
44		RM 001 EU27	D	Plastic Finisher - Bottom O/S Corner Pillar Side		1		
45		RM 001 EU28	D	Plastic Finisher - Bottom N/S & O/S Corner Pillar Front		2		
46		RM 001 EU29	T	Covering - Stress Panel N/S		1		
47		RM 001 EU30	T	Covering - Stress Panel O/S		1		
48		RM 001 EU31	D	Grille Air Duct - Front Centre		1	After MOD 15	
*		RM 001 EU32/M	D	Protection Bkt - Screen Wiper Cable		1	After MOD 314 ADV BD 337	



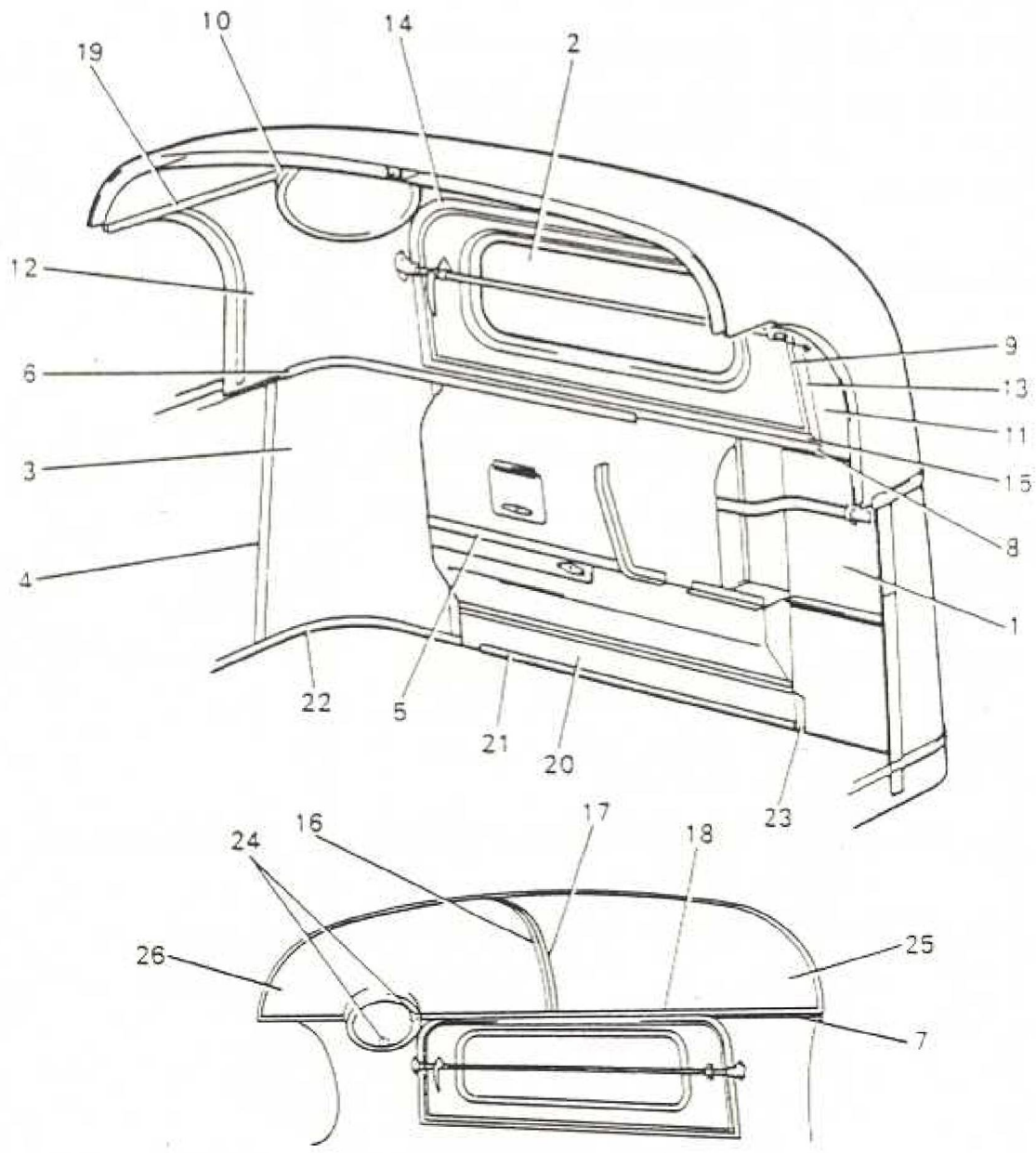
ITEM	MAN. REF.	PART NUMBER	ASSEMBLY - A		DETAIL - D		QTY.	REMARKS	ISSUE
			A/D	DESCRIPTION					
1		RM 002 EU1	A	Front Frame Structure			1	Ref RM 001 EU1 B901 EU (C9)	
		RM 003 EU1	A	Front Frame Inner Structure			1		
*		RM 092 EU1	A	Front Frame Cross- member			1	After A/A BZ 1030	
*		RM 004 EU1	A	Front Frame Cross- member			1	Before A/A BZ 1030	
*		RM 026 G1	A	Bracket			1		
*		RM 027 G1	A	Bracket			1		
*		RM 007 EU1	A	Side Structure N/S			1		
*		RM 008 EU1	A	Side Structure O/S			1		
*		RM 009 EU1	A	Hinge Rail			1		
*		RM 010 EU1	A	Mounting Bkt Rad Heater			2		
*		RM 011 EU1	A	Bkt Rad Mounting H/S			1		
*		RM U12 EU1	A	Bkt Rad Mounting O/S			1		
*		RM U13 EU1	A	Bottom Angle Rubber Seal and Ducting			1		
2		RM 014 EU1	A	Corner Pillar N/S			1		
*		RM 016 EU1	A	Bkt Canopy Angle N/S			1		
3		RM 015 EU1	A	Corner Pillar O/S			1		
*		RM 017 EU1	A	Bkt Canopy Angle O/S			1		
*		RM 023 EU1	A	Bkt Canopy Angle O/S			1		
4		RM 018 EU1	A	Pillar Front Indicator Box N/S			1		
5		RM 019 EU1	A	Pillar Front Indicator Box O/S			1		



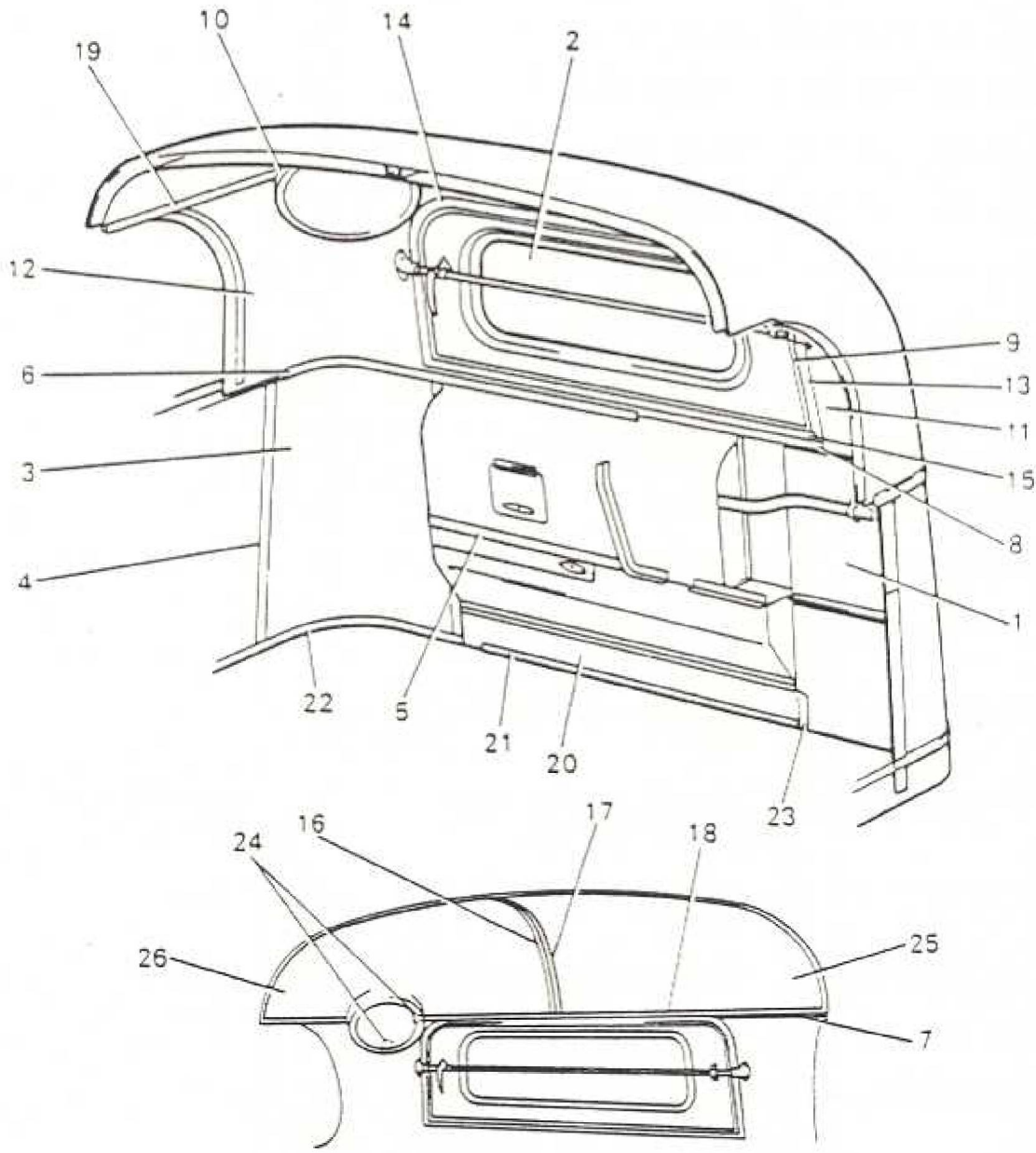
ITEM	MAN. REF	PART NUMBER	ASSEMBLY - A		DETAIL - D		QTY.	REMARKS	ISSUE
			A/D	DESCRIPTION					
6		RM 020 EU1	A	Centre Pillar			1		
7		RM 021 EU1	A	Waist Rail			1		
8		RM 022 EU1	A	Angle Front Canopy			1		
*		RM 028 EU1	A	Striker Plate Bkt			1		
9		RM 025 EU1	A	Diaphragm N/S			1		
10		RM 026 EU1	A	Diaphragm O/S			1		
*		RM 027 EU1	A	Air Duct			1		
*		RM 029 EU1	A	Centre Duct Deflector U/S			1		
*		RM 031 EU1	A	Centre Plate N/S			1		
*		RM 030 EU1	A	Centre Duct Deflector O/S			1		
*		RM 032 EU1	A	Centre Plate O/S			1		
11		RM 033 EU1	A	Bottom Front Panel Box Indicator			1		
12		RM 034 EU1	A	Air Duct N/S			1		
13		RM 035 EU1	A	Air Duct O/S			1		
14		RM 041 EU1	A	Radiator Box Saloon Heater			1		
*		RM 043 EU1	A	Bkt N/S Saloon Rad Blind			1		
*		RM 044 EU1	A	Bkt O/S Saloon Rad Blind			1		



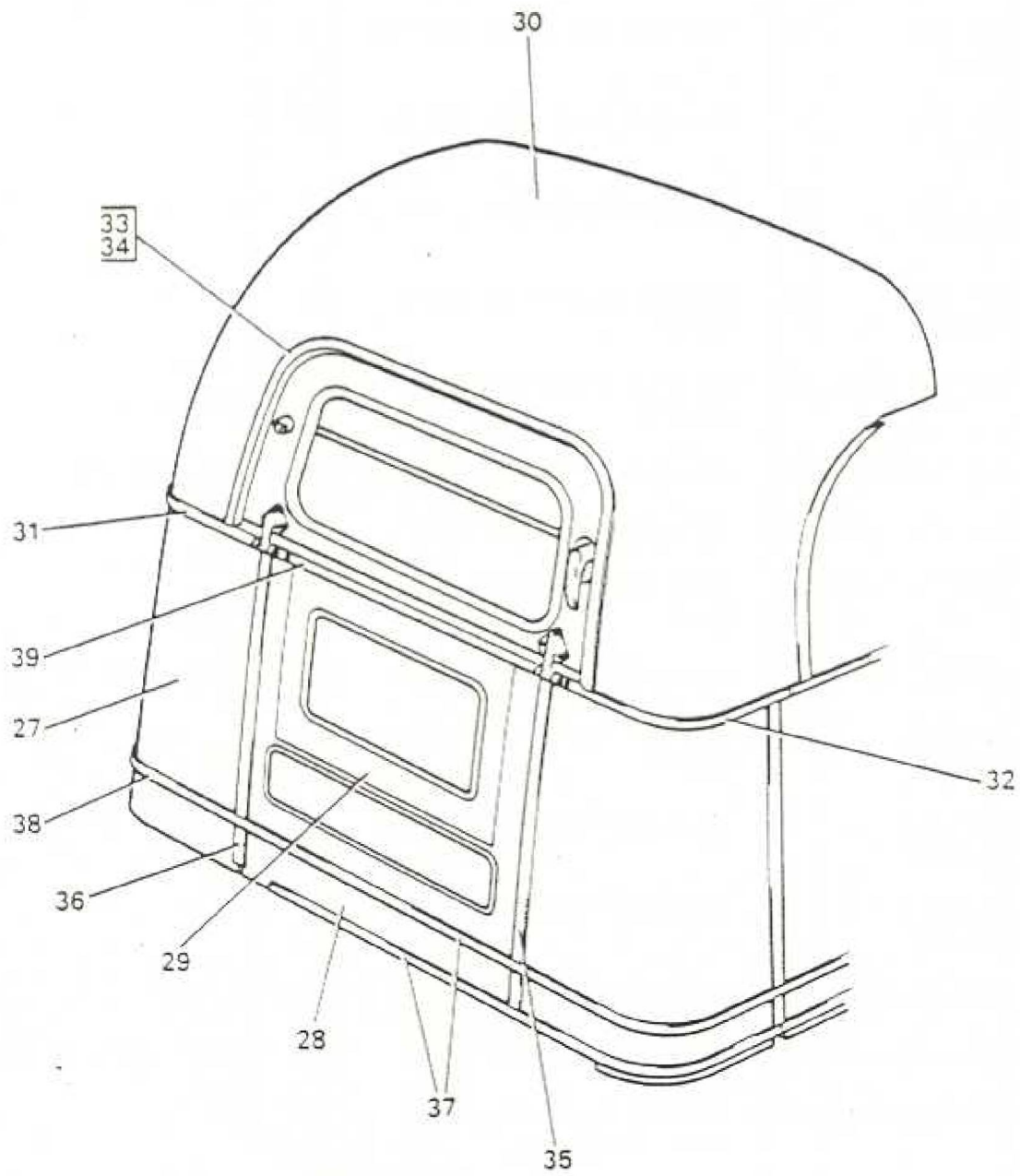
ITEM	MAN. REF.	PART NUMBER	ASSEMBLY * A		DETAIL * D		QTY.	REMARKS	ISSUE
			A/D	DESCRIPTION					
15		RM 002 EU2	D	Vertical Angle - Diaphragm N/S				1	
16		RM 002 EU3	D	Vertical Angle - Diaphragm 0/S				1	
17		RM 002 EU4	D	Cream Band Angle N/S				1	
18		RM 002 EU5	D	Cream Band Angle 0/S				1	
19		RM 002 EU6	D	Side Angle N/S & 0/S - Bottom Indr Panel				2	
20		RM 002 EU7	D	Front Bottom Angle - Indr Panel				1	
21		RM 002 EU8T	D	Timber Packing - Waist Rail				1	
22		RM 002 EU9	D	Bottom Rear Panel - Indr Box				1	
*		RM 002 EU10	D	Bkt - Heater Radiator Box				1	
*		RM 002 EU13	D	Floor Angle - Heater Duct				1	
*		RM 002 EU17	D	Rubber Stop - Heater Radiator Box				2	
*		RM 002 EU18	D	Rubber Seal - Horizontal 3 ft 1 in long				2	After ADV BC 1005
*		RM 002 EU19	D	Rubber Seal - Vertical 7 in long				2	
*		RM 002 EU20	D	Corner Flashing - Radiator Box				2	After MOD 18
*		RM 001 P3	D	Rubber Seal Retainer				2	



ITEM	MAN REF.	PART NUMBER	A/D	ASSEMBLY - A	DETAIL - D	QTY.	REMARKS	ISSUE
				DESCRIPTION				
		RM 001 FU1	A	Rear Frame & Dome		1		
1		RM 002 FU1	A	Rear Frame Structure		1	Ref B901 EU (A3)	
2		RM 003 FU1	A	Emergency Window Comp		1		
*		RM 016 FU1	A	Hinge N/S		1		
*		RM 038 FU1	A	Hinge Flap		1		
*		RM 017 FU1	A	Hinge O/S		1		
*		RM 038 FU1	A	Hinge Flap		1		
*		RM 047 FU1	A	O/S Corner Pillar		1		
*		RM 070 FU1	A	Exterior Centre Panel		1	After ADV BF 201	
3		RM 049 FU1	A	Panel O/S Rear Corner Int.		1		
*		RM 053 FU1	A	Frame & Panel		1		
*		RM 014 FU1	A	Hinge		1		
*		22112-816	A	Budget Lock R/H		1		
*		RM 054 FU1	A	Rear Vertical Mldg O/S Int		1		
4		RM 055 FU1	A	O/S Vertical Mldg No. 7 Pillar		1		
5		RM 065 FU1	A	Horizontal Mldg Rear Route Panel Int		1	After MOD 186 ADV BF 191	
6		RM 057 FU1	A	Waist Rail Mldg O/S Int Corner		1		
7		RM 061 FU1	A	Cant Finisher Inner Dome		1		
8		RM 062 FU1	A	Waist Finisher Int		1		
9		RM 068 FU1	A	Draught Seal Piping Rear Emergency		1		
*		RM 035 CU1	A	Stop Joint Arm		1		
10		RM 043 P1	A	Patress Conductors Mirror		1		
11		RM 015 PU1	A	Rear Corner Panel N/S Int		1		
*		RM 018 PU1	A	Dome Panel Fixing Strip N/S		1		
12		RM 016 PU1	A	Rear Corner Panel O/S Int		1		



ITEM	MAN. REF.	PART NUMBER	A/D	ASSEMBLY = A	DETAIL = D	QTY.	REMARKS	ISSUE
				DESCRIPTION				
*		RM 019 PU1	A	Dome Panel Fixing Strip 0/S		1		
*		RM 011 H1/E	A	Roof Mirror Int		1		
13		RM 001 FU5/F	D	Draught Seal Mldg N/S Int		1		
14		RM 001 FU6/F	D	Draught Seal Mldg 0/S Int		1		
15		RM 001 FU7/F	D	Draught Seal Mldg		1		
16		RM 001 FU8/E	D	Centre Joint Mldg Dome Inner		1		
17		RM 001 FU9	D	Cantrail Mldg N/S Rear Corner		1	Before MOD 282	
18		RM 001 FU10	D	Cantrail Mldg 0/S Rear		1	ADV BZ 283	
19		RM 001 FU11	D	Cantrail Mldg 0/S Side		1		
*		RM 001 FU13	D	Shim Emer Window Operating Gear		2		
*		RM 001 FU14	D	Lower Ext Centre Panel		1	After ADV BF 201	
17		RM 001 FU15/E	D	Cantrail Mldg - N/S Rear Corner		1	After MOD 282	
18		RM 001 FU16/E	D	Cantrail Mldg - 0/S Rear		1	ADV BZ 283	
19		RM 001 FU17/E	D	Cantrail Mldg - 0/S Side		1		
20		RM 001 FU18	D	Int Bottom Panel		1		
21		RM 001 FU19	D	Bottom Rail Mldg - N/S		1	After ADV BF 251	
22		RM 001 FU20	D	Bottom Rail Mldg - 0/S Rear Corner		1		
23		RM 001 FU21	D	Int Vertical Mldg		1		
24		RM 001 P35	D	Washer Conductors Mirror Pattress		6		
25		RM 001 PU8	D	Int Dome Panel N/S		1		
26		RM 001 PU9	D	Int Dome Panel 0/S		1		



**E6**U/S REAR FRAME  
& DOMEFICHE NO.  
B901FU

ITEM	MAN. REF.	PART NUMBER	A/D	ASSEMBLY - A	DETAIL - D	QTY.	REMARKS	ISSUE
				DESCRIPTION				
27		RM 046 FU1	A	N/S Corner Pillar		1		
28		RM 048 FU1	A	Ext Centre Panel		1		
29		RM 052 FU1	A	Rear Route Door		1		
30		RM 002 FU1	A	Dome Panel Ext		1		
31		RM 001 FU2	D	Waist Rail Corner Mldg		1		
32		RM 001 FU3	D	Waist Rail Corner Mldg		1		
33		RM 001 FU4	D	Gutter Mldg Emerg Window		1	Int Body only	
34		RM 001 FU12	P	Gutter Mldg Emerg Window				
35		RM 001 PU3	D	Vertical Mldg Rear Centre		2		
36		RM 001 PU4	D	Vertical Cream Band		2		
37		RM 001 PU5	D	Cream Band Mldg Rear O/S		2		
38		RM 001 PU6	D	Cream Band Mldg Rear N/S		1		
39		RM 001 PU7	D	Drip Mldg Rear Route Door Hinge		1		